


Thunderhawks Power Past Elks



Parker Johnson scores the first of three Elk touchdowns

Aug 2025 Volume 23 Inside Issue 2

<i>Schedule</i>	2
<i>Inside the Headset</i>	3
<i>DDN Lakota East Game</i>	4-5
<i>St. Xavier Preview</i>	6-10
<i>Lakota East Game Stats</i>	11
<i>Offensive Stats & Action</i>	12-13
<i>Defensive Stats & Action</i>	14-15
<i>Kicking Stats</i>	16
<i>Score Summary & Drive Chart</i>	17-18
<i>Lakota East Game Action</i>	19
<i>Whiteout Tradition</i>	20
<i>Friday Night Lights</i>	21
<i>GWOC & Playoff Road</i>	22-23
<i>State & Local Polls</i>	24-25
<i>2025 Elks Roster</i>	26
<i>Quarterback Club Mission</i>	27

Under the Friday night lights, the Centerville Elks opened their 2025 campaign with high hopes of a home opening win under new head coach John Puckett. But it was former NFL quarterback Jon Kitna's Lakota East Thunderhawks who stole the show, riding a dominant offensive performance to a 35-20 win.

Lakota East quarterback Nile Knutson looked in mid-season form, completing 23 of 30 passes for 297 yards and three touchdowns. His favorite target? Running back Ryder Hooks, who torched Centerville on the ground and through the air. Hooks racked up 221 rushing yards and two touchdowns on 21 carries, averaging a staggering 10.5 yards per touch, while also catching four passes for 84 yards, including a 64-yard score.

Centerville never stopped battling. Senior running back Parker Johnson was a workhorse, piling up 181 yards and three touchdowns on 22 carries. Senior QB Shane Cole added 97 rushing yards of his own, though his passing game never quite found rhythm—finishing just 7 of 22 for 64 yards.

The Elks were leading 13-12 at halftime, but costly penalties and missed opportunities slowed their momentum. Meanwhile, Kitna's Thunderhawks stayed efficient and mistake-free, committing no turnovers and controlling the tempo with 495 total yards of offense.

Despite the loss, Centerville showed promise on the ground and toughness on defense, led by seniors Brady Seeley and Luke Mullinger. Coach Puckett's debut may not have ended in victory, but the grit displayed suggests this Elks squad will back on top of the GWOC in 2025.

Elk's Football Schedule

TEAM	OPPONENT	DATE	TIME	LOCATION
Varsity	St. Xavier	Friday 08-29	7:00 PM	Away
Junior Varsity	St. Xavier	Saturday 08-30	10:00 PM	Centerville Stadium
Freshmen	St. Xavier	Saturday 08-30	12:00 PM	Centerville Stadium



Week 1 Results

TEAM	OPPONENT	DATE	ELKS	OPPONENT
Varsity	Lakota East	08/22/25	20	35
Junior Varsity	Lakota East	08/20/25	20	22
Freshmen	Lakota East	08/20/25	6	34
7th Grade	Edgewood	08/20/25	20	19
8th Grade	Edgewood	08/20/25	29	0

Inside the Headset



Coach, what do you believe were the main factors that led to the team's performance last Friday ?

"I think nerves of the game played a major role with the outcome of the game. When one thing went wrong, it kind of snowballed from there. We had a lot of guys starting their first game and they were trying so hard to play well that at times we forgot to play football. As the head coach I didn't do a good enough job of communicating with our offensive staff which led to some early delay of game penalties that really took the wind out of our sails."

Were there specific areas or moments in the game where you felt momentum shifted away from the Elks?

"The first delay of game penalty in the 2nd quarter that took us out of field goal range really hurt us, but the second delay of game penalty really hurt our momentum. We got the ball back with great field position and penalties and poor play calling caused us to not get any points and I think that was devastating. You could feel the momentum shift in the 3rd quarter when we starting losing starters on defense to cramping and struggled to move the ball on offense."

What were the positive takeaways or standout efforts from your players last week?

"With all of the chaos of substitutions, bad tackling and poor play calling, we still gave ourselves a chance in the end. The players competed their tails off until the very end. Lucas Mullinger and Brady Seeley really played well and did an outstanding job of leading with our backs against the wall. I thought Shane Cole and Parker Johnson played well and did an excellent job fighting until the very end. Overall, I thought the offensive line played well and stuck together. They were put in some really tough situations during the game and didn't flinch. Our execution on defense and tackling were really bad and that is completely my fault."

Your opponent this week is one of the top-rated teams in the state. What is the preparation mindset when you face a tough team like the Bombers?

"St. X has got an extremely tough and angry defense. They are fun to watch on film! Their team is well coached and extremely talented. We had a very emotional weekend and the players have had to face adversity that was not caused by anything they have done. They have handled it extremely well and we've had 4 practices with a lot of energy and enthusiasm. We've focused on us and improving a little bit each day and I think we've accomplished that. Our guys are not flinching and our coming together and I'm excited about this team moving forward."





Centerville's Parker Johnson runs for a touchdown against Lakota East on Friday at Centerville Stadium. Johnson ran for 153 yards and three touchdowns, but the Elks lost 35-20. DAVID JABLONSKI / STAFF

Lakota East senior runs for 289 yards in victory at Centerville

By David Jablonski
Staff Writer

A Lakota East player shouted to his teammates, "This is who we are!" during the second half on Friday at Centerville Stadium.

Who were the Thunderhawks on the opening night of the 2025 season? A dominant team, at least in the second half.

Lakota East rallied from a 13-12 halftime deficit with a 23-0 run in the second half to beat Centerville 35-20 in the first game of coach Jon Kitna's third season.

Lakota East avenged three straight season-opening losses to Centerville, which beat the Thunderhawks 9-6 in 2022, 30-12 in 2023 and 31-21 in 2024.

"We talked about it," Kitna said. "This team (Centerville)

is what we're trying to be. Literally, that's who we're trying to be. Their tradition, who they are as a community is fantastic. We're trying to build that."

Lakota East spoiled the Centerville head coaching debut of John Puckett, a longtime assistant coach with the program. Puckett took the reins in January when Brent Ullery stepped down after eight seasons. Ullery coached the Elks to the state semifinals in his final season.

"We have to embrace our mistakes and get better," Puckett said. "It's only a wasted opportunity if we don't learn from it. We all made mistakes. Me, all the coaches, the players, it was a total team effort in that regard."

While Lakota East had a number of stars, no one had a bigger

night than senior running back Ryder Hooks. He ran for two scores and gained 289 yards on 21 carries. He also caught four passes for 84 yards with one touchdown.

Hooks scored on a 64-yard catch in the first quarter, a 57-yard run in the second quarter and a 2-yard run in the third quarter. He had another long touchdown run called back because of a holding penalty.

Hooks didn't play against Centerville last season when he rushed for 1,423 yards and 14 touchdowns in 11 games because of a collarbone injury. He made up for that missed opportunity Friday.

"It killed me being on the

Lakota continued on D5

Lakota

continued from D1

sideline, not being able to be with my brothers," he said. "No one in the state has worked harder than us. I know that for a fact. Every day for seven months, we've been just working our tails off. To see it all come together and pay off ... we came back in the second half and just battled and got the win. I'm so grateful for my teammates."

Kitna is pushing for Hooks to be a Ohio Mr. Football candidate.

"Not only did he start and

play running back, he broke up three or four passes," Kitna said. "He made a sack. He had a tackle for loss. I have to pull him off the field."

Lakota East quarterback Nile Knutson completed 22 of 29 passes for 290 yards. He threw three touchdown passes. Carter Jones and Patrick MacFarlane also caught touchdown passes from Knutson.

Centerville took the lead into halftime thanks to two first-half touchdown runs by Parker Johnson, who added a third touchdown in the fourth quarter. Johnson gained 153 yards on 23

carries.

Johnson scored on a 48-yard run in the first quarter to give the Elks a 7-6 lead. He then scored on a 1-yard run in the final minute of the first half to give the Elks the halftime edge.

The lead didn't last long as Lakota East scored touchdowns on its first two drives in the second half.

"We had to make some adjustments," Kitna said. "They did some things we hadn't seen. And we had five new offensive linemen and a new quarterback. That's not going to be easy. We just had to get them settled in."



Lakota East's Ryder Hooks runs for a touchdown against Centerville on Friday at Centerville Stadium. Hooks ran for two scores and gained 289 yards on 21 carries. He also caught four passes for 84 yards with one touchdown in the Thunderhawks' 35-20 win. DAVID JABLONSKI / STAFF

St. Xavier Preview

HIGH SCHOOL-OHIO

The Enquirer ranks the top 10 Division I high school football teams ahead of 2025



Brendan Connelly
Cincinnati Enquirer

Aug. 16, 2025, 12:05 a.m. ET



1. St. Xavier Bombers

2024 record: 10-4, lost in regional final

Impact players: RB Jake Britt, ATH Daniel Vollmer, WR Cam Taylor, OL Grant Hester, OT Andrew Cramerding, DL Josh Fasbender, LB Ja'Kobe Clapper, LB Brayden Reilly, LB Aden Reeder, DB Alex Walker, K Owen Davidson

Season outlook: This St. Xavier roster is built like the great GCL-South teams of the 2000s and 2010s. There's a strong emphasis on defense with a gritty offense that can eat up the clock while wearing down the opponent. That's what gives the Bombers the edge headed into Week 1.

The Bombers have a preseason battle for the starting quarterback job between returner Thomas George and transfers Jackson Frey and Aiden Newdigate. A full quarterback room can be a good problem to have if they are used in the right scenarios. The linebacker corps is full of Power Four commits and head coach Steve Specht is already singing the praises of senior cornerback Alex Walker.

St. X's Week 1 tilt with Lakota West is always a must-watch; it's the fifth straight season the Bombers and Firebirds kick off the season. Outside of the GCL-South gauntlet, notable dates on the schedule include Indianapolis Cathedral on Sept. 5, Louisville Trinity on Oct. 3 and St. Ignatius on Oct. 17. The Bombers have lost to Moeller in each of the last three postseasons. Is this the year that changes?

DL Josh Fasbender, St. Xavier

Fasbender will anchor the Bomber defensive line in 2025 after recording 8.0 tackles for loss and 3.0 sacks as a sophomore in 2024. The 6-foot-3, 255-pound lineman has offers from Eastern Michigan, Liberty and Toledo, and he's received interest from Cincinnati, Michigan State, Ohio State and Wisconsin.

DB Alex Walker, St. Xavier

When four-time state championship winning coach Steve Specht tells you something, you listen. Specht told The Enquirer back in July that Walker "has a chance to be in the conversation with some of the great cornerbacks that have played at St. Xavier High School, he's that talented." Walker hasn't played much for the Bombers yet, catching three passes and recording six tackles last season, but he's certainly a name to watch going into 2025.

St. Xavier Preview

No. 9 – Ja’Kobe Clapper, Cincinnati St. Xavier



St. Xavier's Ja’Kobe Clapper has committed to Notre Dame. *James Weber/The Enquirer*

The senior is one of several Division I commits in St. Xavier’s linebacker group. Clapper committed to Notre Dame in May after a junior season that included 105 total tackles (54 solo), 11½ tackles for loss, 4½ sacks, two fumble recoveries and a forced fumble.

No. 22 – Daniel Vollmer, Cincinnati St. Xavier



St. Xavier's Daniel Vollmer can play just about any role on the field for coach Steve Specht. *Frank Bowen IV/The Enquirer*

Vollmer is a multipurpose threat. In 2024, he led the Greater Catholic League-South with 834 rushing yards and 13 scores while also catching 18 passes for 211 yards and five touchdowns. He averaged 27.2 yards per kickoff return, including a 97-yard touchdown in the postseason. The third-team all-state running back has committed to Vanderbilt.



St Xavier Bombers

Cincinnati, OH
Hamilton County

St. Xavier's Jackson Frey QB

St. Xavier's Jackson Frey, son of Ohio State star, Greg, on his own journey as Bombers' QB

 **Shelby Dermer**
Cincinnati Enquirer

Aug. 27, 2025, 10:15 a.m. ET



St. Xavier senior quarterback Jackson Frey (8) threw for 126 yards and two touchdowns in the Bombers' 14-7 win over Lakota West in Week 1. *Albert Cesare/The Enquirer*

FINNEYTOWN, OH – Even for a team projected by pundits to compete for a state title, St. Xavier head coach Steve Specht admitted that it's difficult to figure out the strengths and weaknesses of your club when Week 1 arrives.

There's no quicker way to find out than facing a fellow Division I heavyweight like Lakota West right out of the gate.

"I wouldn't want to start with anybody other than Lakota West because you find out real fast what you have to work on," Specht said after the Bombers' 14-7 win over the Firebirds. "(Lakota West head coach) Tommy (Bolden) and I talked before the game and neither of us really know what we have."

Four quarters of smash-mouth football later, Specht has a better idea of what's in his locker room. The four-time state champion has a defense littered with Division I prospects that will wreak havoc to opposing offenses all season and an offense featuring a new quarterback who is able to efficiently run the show after winning the starting job over the summer.

Jackson Frey, a Bexley transfer, finished 9-of-17 for 126 yards and two touchdowns. "He came in and he's trying to learn a foreign language in a year. It's a new offense, new formation, new calls," Specht said. "He isn't afraid of work, he studies, he cares and he competes. I'll take that over anything."

'It's my path and I'm really thankful for that.' Frey was a second-team all-district season as a sophomore in 2023 at Bexley before an injury shortened his junior campaign. He transferred to St. Xavier, where his dad, Greg, set numerous school records before eventually heading to Ohio State to play football and baseball.

There were familiar names all over Ballaban Field Aug. 22 as Frey made his debut at his father's alma mater. In Greg Frey's final high school game, Steve Specht recovered a fumble in the endzone for a Bombers touchdown, but Tom Bolden's two late rushing touchdowns led Colerain to a 28-21 win.

But that was 40 years ago. The younger Frey is trying to write his own football story with a program where he can thrive.

"Even though he went here, it's my path and I'm really thankful for that," Frey said. "I'm really thankful for God setting me up in a great position." Though being QB1 for the Bombers is a great position, there are still nerves. RDI Stadium was packed for the season-opener, making an environment that Frey admitted he had never played in front of. There were also big names scattered throughout the Lakota West defense that made life challenging on an offense with a new quarterback and new pieces up front. "Coming in here, I was pretty nervous. That's good. You need those nerves to play well," Frey said.

'He's been the leader.'

St. Xavier's first two drives of the season netted just 12 rust-shaking yards on six plays, resulting in a pair of three-and-outs. Then, Frey provided an emphatic icebreaker to the season with a 31-yard touchdown pass to Cameron Taylor to give St. Xavier a 7-0 lead late in the first quarter.

Near the end of the third quarter, Frey and Taylor connected from 16 yards out, which proved to be the game-winner as St. Xavier prevailed, 14-7.

"Ever since he (Frey) came in, he's been the leader," Taylor said of his connection with St. Xavier's new quarterback. "He's a dude. Working with him, I feel like there's more to come."

If taking a giant leap forward as a unit mid-game was possible, St. Xavier accomplished that in the second half against a defense that allowed just 8.4 points per game in 2024.

Frey found his groove through the air with three Bombers (Taylor, Aidan Newdigate and Spencer Stegbauer) finishing with at least 37 receiving yards and Aiden Graham helped put the game away with eight carries for 58 yards on the Bombers' final drive, which chewed up the final 7:06 of regulation. A new offensive line gelled to answer a halftime "challenge" from the St. Xavier coaching staff, and a new quarterback got a big win in his debut.

"At halftime, the coaches were talking to the O-line saying they really needed to step up to win this game. They did big time," Frey said. "We ran the ball every play on the last drive and pounded it down the field... It showed so much resilience and hard work."

St. Xavier (1-0) will host Centerville (0-1) in Week 2.

St. Xavier - Lakota West



7

Lakota West

	1	2	3	4	T
WES	0	7	0	0	7
STX	7	0	7	0	14

14



St. Xavier

Scoring Summary

			1ST QUARTER		WES	STX
STX	TD	00:07	Cam Taylor 31 YD PASS FROM Jackson Frey (Owen Davidson KICK)	0	7	
			2ND QUARTER		WES	STX
WES	TD	03:58	Tyson Davis 12 YD PASS FROM Jackson Smith (Kofi Adubofuor KICK)	7	7	
			3RD QUARTER		WES	STX
STX	TD	01:02	Cam Taylor 16 YD PASS FROM Jackson Frey (Owen Davidson KICK)	7	14	



Team Stat Comparison

	WES	STX
1st Downs	8	15
Total Yards	138	222
Passing Completions	11	9
Passing Attempts	18	17
Passing Yards	85	126
Passing Average	4.7	7.4
Rushing Attempts	21	35
Rushing Yards	53	96
Rushing Average	2.5	2.7
3rd Down Efficiency	2-11	3-12
4th Down Efficiency	0-0	0-0
Penalties	6-49	7-41
Turnovers	1	0
Possession	32:46	24:14

Lakota West Stats

PASSING

	CP/AT	YDS	AVG	TD	INT
Jackson Smith	11/18	85	4.7	1	1

RUSHING

	ATT	YDS	AVG	LG	TD
Kenyon Norman	16	51	3.2	12	0
Jackson Smith	5	2	0.4	11	0
Team	21	53	2.5	12	0

RECEIVING

	REC	YDS	AVG	LG	TD
Kenyon Norman	4	5	1.3	6	0
Tyson Davis	3	30	10.0	12	1
Jayden Brogden	2	38	19.0	34	0
Kolyn Ogletree	1	6	6.0	6	0
Chris Bradley	1	6	6.0	6	0
Team	11	85	7.7	34	1

St. Xavier Stats

PASSING

	CP/AT	YDS	AVG	TD	INT
Jackson Frey	9/17	126	7.4	2	0

RUSHING

	ATT	YDS	AVG	LG	TD
Spencer Stegbauer	13	36	2.8	15	0
Jackson Frey	8	-2	-0.3	7	0
Aiden Graham	8	58	7.3	18	0
Team	3	-6	-2.0	0	0
Daniel Vollmer	3	10	3.3	6	0
Team	35	96	2.7	18	0

RECEIVING

	REC	YDS	AVG	LG	TD
Spencer Stegbauer	3	37	12.3	18	0
Aidan Newdigate	3	37	12.3	24	0
Cam Taylor	2	47	23.5	31	2
Ethan Cole	1	5	5.0	5	0
Team	9	126	14.0	31	2

RDI Stadium & Ballaban Field



RDI Stadium & Ballaban Field

Built in 1962, Tom Ballaban Field at St. Xavier Stadium has seen many great teams play on its field, as the Bombers have fielded some impressive teams. However, by the late-1990s, the field had begun to deteriorate, had a grass playing surface, and a seating capacity of under 4,000.

Then in 2000, the school and athletic department began a capital improvement campaign of \$3.6 million for a new stadium and athletic facility. In 2003, St. Xavier completed the project, as the newly constructed Ballaban Field was opened to the public.

When opened, Ballaban Field was one of the best athletic facilities not just in the Cincinnati region, but all of Ohio. The seating capacity was increased to nearly 7,000, new lights were added and the old lights were moved to the new track stadium, and artificial turf was installed.

The facility also now includes a state-of-the-art press box, which can accommodate nearly 40 members of the media, along with coaches and game day staff.

In addition to football, Ballaban Field houses soccer, lacrosse, and rugby at St. Xavier as well as the Bomber Marching Band

The namesake of the field is legendary Bombers head coach Tom Ballaban began teaching and coaching football in 1953. He accrued a 142-91-8 record in a quarter-century as head coach.

RDI Winning Smart.

About Us What We Do Resources Careers Contact Us

Our People. Your Team

Your partner for contact center support, data analytics, and business insights.

Lakota East Game Stats



EAS vs CEN (FINAL)
(08/22/2025 at Centerville)
Centerville, OH

TEAM	EAS (VISITOR)	CEN (HOME)
First Downs	23	19
--Rushing	12	11
--Passing	10	4
--Penalty	1	4
Rushing Attempts	29	40
Yards Gained Rushing	230	299
Yards Lost Rushing	32	22
Net Yards Rushing	198	277
Net Yards Passing	297	64
--Passes Attempted	30	22
--Passes Completed	23	7
--Had Intercepted	0	0
Total Offensive Plays	59	62
Total Net Yards	495	341
--Average Gain Per Play	8.4	5.5
Fumbles: Number / Lost	1 / 0	3 / 0
Penalties: Number / Yards	11 / 81	7 / 45
Number of Punts / Yards	3 / 93	3 / 98
--Average Per Punt	31.0	32.7
Punt Returns: Number / Yards	2 / 16	1 / 13
Number of Kickoffs / Yards	7 / 318	4 / 99
--Average Per Kick	45.4	24.8
--Touchbacks	1	1
Kickoff Returns: Number / Yards	1 / 20	5 / 108
Interception Returns: Number / Yards	0 / 0	0 / 0
Fumble Returns: Number / Yards	0 / 0	0 / 0
Miscellaneous Yards	0	0
Possession Time	23:48	24:12
Third Down Conversions	6 of 10	3 of 12
Fourth Down Conversions	0 of 0	1 of 5
Redzone Conversions:	4 of 4	2 of 4
Redzone Touchdowns:	3	2
Redzone Field Goals Made:	1	0
Sacks By: Number / Yards	0 / 0	0 / 0

Offensive Statistics

Lakota East VISITOR

No	Rushing	Att	Gain	Lost	Net	TD	Long
24	Ryder Hooks	21	223	2	221	2	57
0	TEAM	1	1	0	1	0	1
5	Carter Jones	1	0	1	-1	0	0
4	Nile Knutson	6	6	29	-23	0	4
Total		29	230	32	198	2	57

No	Passing	Att	Cmp	Int	Yds	TD	Long	Sacks
4	Nile Knutson	30	23	0	297	3	64	0
Total		30	23	0	297	3	64	0

No	Pass Receiving	No	Yds	TD	Long
5	Carter Jones	8	76	1	16
87	Patrick MacFarlane	6	75	1	25
24	Ryder Hooks	4	84	1	64
18	Christopher Bouyer	2	39	0	30
1	Jayden Seay	2	14	0	9
22	Brayden Auguste	1	9	0	9
Total		23	297	3	64

No	All-Purpose	Run	Rcv	KR	PR	IR	Total
24	Ryder Hooks	221	84	20	0	0	325
87	Patrick MacFarlane	0	75	0	0	0	75
5	Carter Jones	-1	76	0	0	0	75
18	Christopher Bouyer	0	39	0	0	0	39
3	Braxton Thurman	0	0	0	16	0	16
1	Jayden Seay	0	14	0	0	0	14
22	Brayden Auguste	0	9	0	0	0	9
0	TEAM	1	0	0	0	0	1
Total		221	297	20	16	0	554

Centerville HOME

No	Rushing	Att	Gain	Lost	Net	TD	Long
2	Parker Johnson	22	183	2	181	3	48
5	Shane Cole	17	116	19	97	0	23
58	Jackson Taylor	1	0	1	-1	0	0
Total		40	299	22	277	3	48

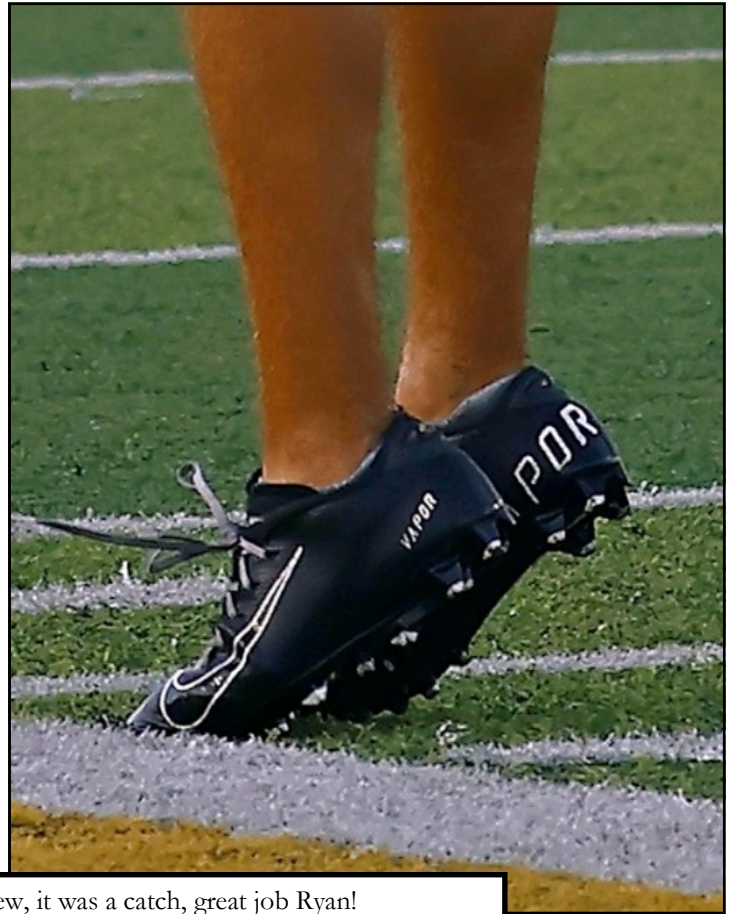
No	Passing	Att	Cmp	Int	Yds	TD	Long	Sacks
5	Shane Cole	22	7	0	64	0	19	0
Total		22	7	0	64	0	19	0

No	Pass Receiving	No	Yds	TD	Long
18	Josh Becker	2	29	0	19
24	Chase Carlson	2	24	0	14
9	Ryan Swanson	2	12	0	7
2	Parker Johnson	1	-1	0	0
Total		7	64	0	19

No	All-Purpose	Run	Rcv	KR	PR	IR	Total
2	Parker Johnson	181	-1	0	0	0	180
5	Shane Cole	97	0	0	0	0	97
14	Colton Burleson	0	0	57	0	0	57
4	Ziere Alston	0	0	45	0	0	45
18	Josh Becker	0	29	0	0	0	29
24	Chase Carlson	0	24	0	0	0	24
9	Ryan Swanson	0	12	6	0	0	18
6	A.J. Taylor	0	0	0	13	0	13
Total		278	64	108	13	0	463



Offensive Action



After further review, it was a catch, great job Ryan!




Quarterback Shane Cole bursts up the middle for a big gain.

Black Shirts Statistics



	TACKLES				
	TOT	SOLO	SACK	TFL	PD
Mason Boykin	8	3	0.0	0.0	0
Lucas Mullinger	7	3	0.0	0.0	0
Ziere Alston	4	3	0.0	1.0	2
Chidubem Chukwu	5	2	0.0	1.5	0
Brady Seeley	6	3	0.0	0.0	0
A.J. Taylor	5	2	0.0	0.5	0
Travis Wilbanks	6	4	0.0	0.0	0
Gavin Nolan	6	2	0.0	0.0	0
Colton Burleson	4	1	0.0	0.0	0
Antonio Sanders	4	4	0.0	0.0	0
Levi Anderson	3	0	0.0	0.0	0
Jacob Edwards	1	1	0.0	0.0	0
Julian Hill	1	0	0.0	0.0	0
Peyton Nelson	1	0	0.0	0.0	0
Ty Skidmore	1	0	0.0	0.0	0
Jay Holbert	1	0	0.0	0.0	0
Team	63	28	0.0	3.0	2



Black Shirts continue to "Give No Quarter"

Defensive Action



Zierre Alston breaks up TD pass



Gavin Nolan hits a Hawk



Black Shirts relentless pursuit

Kicking Statistics

No	Punting	No	Yds	Avg	TB	I20	Long
13	Tyler Gruber	3	93	31.0	0	0	56
Total		3	93	31.0	0	0	56

No Returns*		Punt	Kickoff	Int.	Pass			
No	Yds	LP	No	Yd	LP	No	Yds	LP
3	Braxton Thurman	2	16	13	0	0	0	0
24	Ryder Hooks	0	0	0	1	20	20	0
Total		2	16	13	1	20	20	0

No	Field Goals	Distance	Result
33	AJ Fitzstephens	26	Good



No	Kickoffs	No	Yds	Avg	TB	FC	OB
33	AJ Fitzstephens	6	310	51.7	1	0	0
80	Alex Feldmeyer	1	8	8.0	0	0	0
Total		7	318	45.4	1	0	0

No	Punting	No	Yds	Avg	TB	I20	Long
81	Joey Kristbaum	3	98	32.7	0	1	34
Total		3	98	32.7	0	1	34

No Returns*		Punt	Kickoff	Int.	Pass			
No	Yds	LP	No	Yd	LP	No	Yds	LP
6	A.J. Taylor	1	13	13	0	0	0	0
14	Colton Burleson	0	0	0	2	57	38	0
4	Ziere Alston	0	0	0	1	45	45	0
9	Ryan Swanson	0	0	0	1	6	6	0
24	Chase Carlson	0	0	0	1	0	0	0
Total		1	13	13	5	108	45	0

No	Field Goals	Distance	Result
81	Joey Kristbaum	22	Block

No	Kickoffs	No	Yds	Avg	TB	FC	OB
81	Joey Kristbaum	4	99	24.8	1	1	0
Total		4	99	24.8	1	1	0



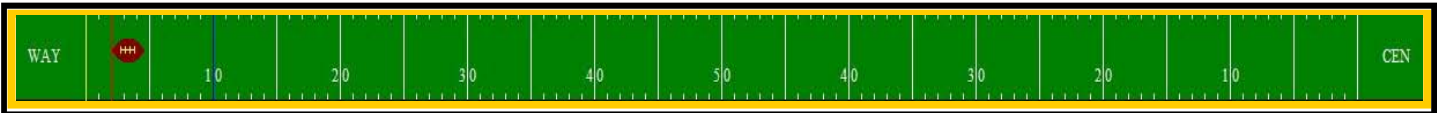
Joey Kristbaum's punting and onsite kicks were awesome!

Scoring Summary

SCORE BY QUARTERS	1	2	3	4	OT	TOTAL
(V) Lakota East	6	6	13	10	0	35
(H) Centerville	7	6	0	7	0	20

Team	Qtr.	Time	Scoring Play	Conversion	Plays/Yds	Score
EAS	1	06:55	Nile Knutson Passes to Ryder Hooks COMPLETE TOUCHDOWN, clock 06:55 64 yds	PAT Kick by AJ Fitzstephens NO Good	3 / 62	6 - 0
CEN	1	06:47	Parker JOHNSON Carries(Hand Off) TOUCHDOWN, clock 06:47 48 yds	PAT Kick by Joey KRISTBAUM GOOD,	1 / 48	6 - 7
EAS	2	06:43	Ryder Hooks Carries(Hand Off) TOUCHDOWN, clock 06:38 57 yds	PAT Pass from Nile Knutson to Patrick MacFarlane NO Good,	4 / 77	12 - 7
CEN	2	00:47	Parker JOHNSON Carries(Hand Off) TOUCHDOWN, clock 00:47 1 yds	PAT Kick by Joey KRISTBAUM NO Good	5 / 56	12 - 13
EAS	3	08:41	Ryder Hooks Carries(Hand Off) TOUCHDOWN, clock 08:41 2 yds	PAT Kick by AJ Fitzstephens GOOD,	13 / 73	19 - 13
EAS	3	03:53	Nile Knutson Passes to Patrick MacFarlane COMPLETE TOUCHDOWN, clock 03:53 8 yds	PAT Pass from Nile Knutson to Patrick MacFarlane NO Good,	8 / 63	25 - 13
EAS	4	10:11	Nile Knutson Passes to Carter Jones COMPLETE TOUCHDOWN, clock 10:11 9 yds	PAT Kick by AJ Fitzstephens GOOD,	9 / 85	32 - 13
EAS	4	05:42	AJ Fitzstephens 26 yard Field Goal attempt GOOD, clock 05:42		7 / 46	35 - 13
CEN	4	03:01	Parker JOHNSON Carries(Hand Off) TOUCHDOWN, clock 03:01 8 yds	PAT Kick by Joey KRISTBAUM GOOD,	7 / 45	35 - 20

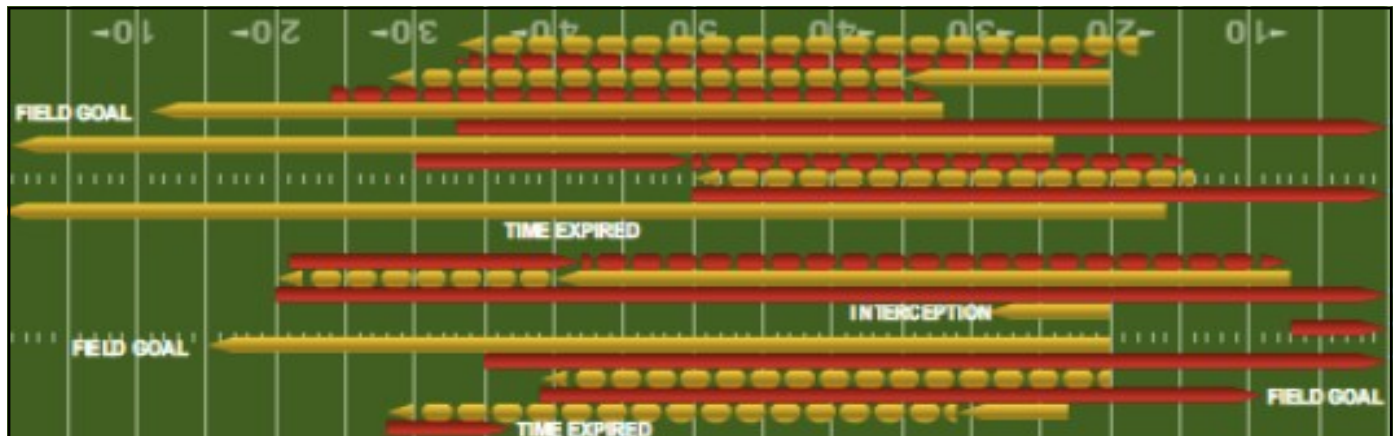




#	Team	Drive Started			Drive Ended			Drive Consumed			
		Quarter	Yd. Line	Time	How Obtained	Yd. Line	Time	How Lost	Yards	Plays	Time
1	CEN	1	5	12:00	Kickoff	Op 38	08:35	Downs	57	6	03:25
1	EAS	1	38	08:35	Downs	Op 0	06:55	Touchdown	62	3	01:40
2	CEN	1	Op 48	06:55	Kickoff	Op 0	06:47	Touchdown	48	1	00:08
2	EAS	1	20	06:47	Kickoff	38	04:53	Punt	18	5	01:54
3	CEN	1/2	25	04:53	Punt	Op 29	11:06	Downs	46	11	05:47
3	EAS	2	29	11:06	Downs	34	09:31	Blocked Punt	5	3	01:35
4	CEN	2	Op 21	09:31	Blocked Punt	Op 29	08:22	Blocked FG	-8	4	01:09
4	EAS	2	23	08:22	Blocked FG	Op 0	06:43	Touchdown	77	4	01:39
5	CEN	2	10	06:43	Kickoff	38	05:07	Punt	28	5	01:36
5	EAS	2	41	05:07	Punt	25	02:40	Punt	-16	3	02:27
6	CEN	2	44	02:40	Punt	Op 0	00:47	Touchdown	56	5	01:53
6	EAS	2	25	00:47	Kickoff	Op 27	00:00	End Half	48	4	00:47
7	EAS	3	27	12:00	Kickoff	Op 0	08:41	Touchdown	73	13	03:19
7	CEN	3	20	08:41	Kickoff	36	06:59	Punt	16	5	01:42
8	EAS	3	37	06:59	Punt	Op 0	03:53	Touchdown	63	8	03:06
8	CEN	3	50	03:53	Kickoff	Op 49	02:31	Punt	1	3	01:22
9	EAS	3/4	15	02:31	Punt	Op 0	10:11	Touchdown	85	9	04:20
9	CEN	4	38	10:11	Kickoff	Op 45	07:11	Downs	17	9	03:00
10	EAS	4	45	07:11	Downs	Op 9	05:42	Field Goal	46	7	01:29
10	CEN	4	Op 45	05:42	Kickoff	Op 0	03:01	Touchdown	45	7	02:41
11	CEN	4	Op 49	03:01	Kickoff	Op 12	01:32	Downs	37	7	01:29
11	EAS	4	12	01:32	Downs	13	00:00	End Game	1	1	01:32

Lakota East	First Quarter	Second Quarter	Third Quarter	Fourth Quarter	First Half	Second Half	Final
Time of Possession	03:34	06:28	08:56	04:50	10:02	13:46	23:48
Third-Down Conversions	1-2	1-3	3-3	1-2	2-5	4-5	6-10
Average Field Position	29	29	26	28	29	27	28
Fourth-Down Conversions	0-0	0-0	0-0	0-0	0-0	0-0	0-0

Centerville	First Quarter	Second Quarter	Third Quarter	Fourth Quarter	First Half	Second Half	Final
Time of Possession	08:26	05:32	03:04	07:10	13:58	10:14	24:12
Third-Down Conversions	1-2	0-3	0-2	2-5	1-5	2-7	3-12
Average Field Position	27	44	35	48	35	42	39
Fourth-Down Conversions	0-1	0-1	0-0	1-3	0-2	1-3	1-5



Game Action



Ziere Alston on an electrifying return



Shane and P.J. perfect ball security

The “Whiteout” Tradition

The tradition of football "whiteouts" — where fans all wear white to create a visually intimidating environment for the opposing team — is most famously associated with Penn State University, and that's where the modern, organized version of the "whiteout" started.

Origin of Football Whiteouts:

When: The first official Penn State Whiteout happened in 2004.

Where: Beaver Stadium, University Park, Pennsylvania.

Who: Initiated by Penn State's athletic department and marketing staff.

Why: The idea was to energize the crowd and create a unique, intimidating atmosphere for visiting teams.

Early Details:

The very first whiteout was only for students, not the entire stadium.

It was so successful that by 2007, the Whiteout expanded to include the entire stadium.

It's now one of college football's most iconic traditions, especially during major rivalry games.

Did Whiteouts Exist Before Penn State?

Not in the same organized, large-scale way. While other schools and fanbases may have worn the same color to games earlier, Penn State popularized and branded the "whiteout" concept in a way that turned it into a widespread trend in sports, including in the NFL and other college programs.

Penn State Whiteout – The Blueprint:

Penn State is the gold standard for whiteouts. Here's what makes theirs special:

Key Characteristics:

Visual Intensity: Over 100,000 fans all dressed in white — especially effective in night games.

Psychological Effect: Opposing teams and players often report the crowd noise and all-white visuals as disorienting.

Prime Time Games: The Whiteout is usually reserved for major matchups (e.g., against Ohio State or Michigan).

Coordinated Effort: Fans are given white shirts, towels, and messaging through social media to ensure compliance.

Notable Games:

2005 vs. Ohio State: Considered a breakthrough — white-clad fans created one of the loudest, most chaotic atmospheres in college football history.

2019 vs. Michigan: The crowd noise led to several false starts and game delays for Michigan.

Whiteouts Spread to Other Schools:

Other schools have adopted similar “color-out” themes, but whiteouts are among the most dramatic:

Ole Miss (University of Mississippi): Hosts occasional whiteouts, usually for big SEC matchups.

Western Michigan University: Has held whiteout games for rivalry contests.

BYU: Brigham Young University has leaned into the whiteout in recent years, even incorporating white uniforms to match.

These games rarely match Penn State's scale but still create a distinct, unified atmosphere.

NFL Whiteouts:

Whiteouts are rare in the NFL due to different fan cultures and stadium sizes — but they do happen occasionally:

Tennessee Titans: Have held whiteout games in the past, especially during playoff runs or prime time matchups.

Buffalo Bills: Hosted whiteout games where fans were encouraged to wear white; sometimes they even wear all-white uniforms to match.

Arizona Cardinals: Also had whiteout promotions tied to uniform themes.

NFL teams generally use these for marketing or playoff energy rather than long-standing tradition.



Elk Nation Under Friday Night Lights



Strike up the 2025 Jazz Band



Athletic Director Brandon Hon



Standings

TEAMS	CONFERENCE				OVERALL				
	W-L	PCT	PF	PA	W-L	PCT	PF	PA	STRK
Miamisburg	0 - 0	.000	0	0	1 - 0	1.000	34	0	W1
Springboro	0 - 0	.000	0	0	1 - 0	1.000	21	7	W1
Wayne	0 - 0	.000	0	0	1 - 0	1.000	31	24	W1
Beavercreek	0 - 0	.000	0	0	0 - 1	.000	18	27	L1
Centerville	0 - 0	.000	0	0	0 - 1	.000	20	35	L1
Fairmont	0 - 0	.000	0	0	0 - 1	.000	21	28	L1
Northmont	0 - 0	.000	0	0	0 - 1	.000	5	20	L1
Springfield	0 - 0	.000	0	0	0 - 1	.000	14	21	L1

Offensive Leaders

PASSING YARDS **YDS**

1 . Kye Graham, Wayne	229
2 . JJ Hill, Fairmont	143
2 . Max Miller, Springboro	143
4 . Christopher Wallace, Springfield	130
5 . Bryce Staggs, Northmont	100

Complete Leaders

RUSHING YARDS **YDS**

1 . Parker Johnson, Centerville	181
2 . Mattias Brunicardi, Springboro	178
3 . Jack Minnick, Beavercreek	113
4 . Isaiah Thompson, Wayne	100
5 . Shane Cole, Centerville	97

Complete Leaders

RECEIVING YARDS **YDS**

1 . Nolan Stringer, Fairmont	137
2 . Semarion Sroufe, Wayne	111
3 . James Dyer IV, Wayne	63
4 . Sherrod Lay Jr, Springfield	61
5 . Brady Guttman, Springboro	54

Defensive Leaders

TACKLES **TACK**

1 . Kelvin Keyes Jr, Beavercreek	19
2 . David Svoboda, Beavercreek	18
3 . Skyler Slifer, Fairmont	16
4 . Landon Mullins, Beavercreek	14
5 . Derek Devine, Beavercreek	12

Complete Leaders

SACKS **SACK**

1 . Alex Corbin, Wayne	1.5
2 . Isaiah Doerman, Springboro	1
2 . Andrew Kowalski, Springboro	1
2 . Dajon Nalls-Oliver, Wayne	1
2 . Dayauan Steele, Wayne	1

Complete Leaders

INTERCEPTIONS **INT**

1 . Josh Brodnick, Miamisburg	1
1 . Kelvin Keyes Jr, Beavercreek	1
1 . Nathan Lamberth, Fairmont	1
1 . Taj Powell, Springfield	1

Complete Leaders



Road to the Playoffs



TEAMS	Week 1	Week 2	Week 3	Week 4	Week 5	Week 6	Week 7	Week 8	Week 9	Week 10
Lakota East	@Centerville 6.5	Oak Hills 0.0	@Mason 0.0	Hamilton 0.0	@Princeton 0.0	Fairfield 0.0	@Middletown 0.0	Colerain 0.0	@Sycamore 0.0	Lakota West 0.0
St. Xavier	Lakota West 6.5	Centerville 0.0	@Indianapolis Cathedral 0.0	Westerville North 0.0	@Archbishop Moeller 0.0	Elder 0.0	Louisville Trinity 0.0	LaSalle 0.0	@St. Ignatius 0.0	Life Christian Academy 0.0
Carmel	@Fishers 0.0	Westfield 0.0	Centerville 0.0	@Louisville Trinity 0.0	Columbus North 0.0	North Central 0.0	@Ben Davis 0.0	Warren Central 0.0	@Lawrence Central 0.0	HSW 0.0
Fairmont	Alex 0.0	Trotwood 0.0	@LaSalle 0.0	@Centerville 0.0	Wayne 0.0	@Miamisburg 0.0	Northmont 0.0	@Springboro 0.0	Springfield 0.0	@Beavercreek 0.0
Springfield	@Triana Woods 0.0	Walsh Jesuit 0.0	@Trotwood Madison 0.0	@Miamisburg 0.0	Centerville 0.0	@Springboro 0.0	@Wayne 0.0	Beavercreek 0.0	@Fairmont 0.0	Northmont 0.0
Beavercreek	@Xenia 0.0	Woodward 0.0	@Harrison 0.0	@Northmont 0.0	Miamisburg 0.0	@Centerville 0.0	Springboro 0.0	@Springfield 0.0	Wayne 0.0	Fairmont 0.0
Miamisburg	Chaminade 0.0	@Dublin Coffman 0.0	Hilliard Davidson 0.0	Springfield 0.0	@Beavercreek 0.0	Fairmont 0.0	@Centerville 0.0	Wayne 0.0	@Northmont 0.0	@Springboro 0.0
Northmont	Lebanon 5.5	LaSalle 0.0	@Withrow 0.0	Beavercreek 0.0	Springboro 0.0	@Wayne 0.0	@Fairmont 0.0	Centerville 0.0	Miamisburg 0.0	@Springfield 0.0
Springboro	@Mason 0.0	Edgewood 0.0	Elder 0.0	@Wayne 0.0	@Northmont 0.0	Springfield 0.0	@Beavercreek 0.0	Fairmont 0.0	@Centerville 0.0	Miamisburg 0.0
Wayne	Fairfield 6.5	@Pickerington Central 0.0	@St. Edward 0.0	Springboro 0.0	@Fairmont 0.0	Northmont 0.0	Springfield 0.0	@Miamisburg 0.0	@Beavercreek 0.0	Centerville 0.0

Current Rank	Rated W-L	ID #	Mailing City	School	Current Average
1t	1-0	713	Hilliard	Hilliard Bradley	6.5000
1t	1-0	846	Lebanon	Lebanon	6.5000
1t	1-0	1026	Middletown	Middletown	6.5000
1t	1-0	1470	Springboro	Springboro	6.5000
1t	1-0	1638	Huber Heights	Wayne	6.5000
6	1-0	486	Dublin	Dublin Jerome	6.0000
7t	1-0	716	Hilliard	Hilliard Davidson	5.5000
7t	1-0	1686	Galloway	Westland	5.5000
9t	0-1	178	Beavercreek	Beavercreek	0.0000
9t	0-1	336	Centerville	Centerville	0.0000
9t	0-1	474	Dublin	Dublin Coffman	0.0000
9t	0-1	586	Findlay	Findlay	0.0000
9t	0-1	717	Hilliard	Hilliard Darby	0.0000
9t	0-1	807	Kettering	Kettering Fairmont	0.0000
9t	0-1	970	Marysville	Marysville	0.0000
9t	0-1	1142	Clayton	Northmont	0.0000
9t	0-1	1480	Springfield	Springfield	0.0000
9t	0-1	1552	Troy	Troy	0.0000


Drew Pasteur's Ohio Fantastic 50


Ohio High School Football Rankings

1. #1 [Archbishop Moeller \(1-0\)](#)
2. #3 [St Edward \(1-0\)](#)
3. #5 [St Xavier \(1-0\)](#)
4. #9 [Lakota West \(0-1\)](#)
5. #12 [Pickerington Central \(1-0\)](#)
6. #15 [Upper Arlington \(1-0\)](#)
7. #18 [Olentangy \(1-0\)](#)
8. #22 [Mentor \(1-0\)](#)
9. #23 [Elder \(1-0\)](#)
10. #24 [Whitmer \(1-0\)](#)
11. #25 [Princeton \(0-1\)](#)
12. #27 [Lakota East \(1-0\)](#)
13. #28 [Olentangy Orange \(1-0\)](#)
14. #30 [Winton Woods \(1-0\)](#)
15. #31 [Canton McKinley \(1-0\)](#)
16. #34 [Jackson \(Massillon\) \(1-0\)](#)
17. #37 [Pickerington North \(0-1\)](#)
18. #39 [Springboro \(1-0\)](#)
19. #43 [Olentangy Liberty \(0-1\)](#)
20. #45 [Hilliard Davidson \(1-0\)](#)
21. #50 [Springfield \(0-1\)](#)
22. #53 [Perrysburg \(1-0\)](#)
23. #55 [West Clermont \(1-0\)](#)
24. #56 [St Ignatius \(0-1\)](#)
25. #57 [Centerville \(0-1\)](#)
26. #59 [Olentangy Berlin \(0-1\)](#)
27. #62 [Wayne \(1-0\)](#)
28. #68 [Kettering Fairmont \(0-1\)](#)
29. #69 [Grove City \(1-0\)](#)
30. #70 [Berea-Midpark \(1-0\)](#)
31. #75 [Gahanna Lincoln \(0-1\)](#)
32. #79 [Hamilton \(0-1\)](#)
33. #85 [Hilliard Bradley \(1-0\)](#)
34. #96 [Mason \(0-1\)](#)
35. #97 [Westerville North \(1-0\)](#)
36. #99 [Strongsville \(1-0\)](#)
37. #104 [Middletown \(1-0\)](#)
38. #109 [Lebanon \(1-0\)](#)
39. #114 [Groveport Madison \(0-1\)](#)
40. #123 [Fairfield \(0-1\)](#)
41. #125 [Dublin Jerome \(1-0\)](#)
42. #129 [Dublin Coffman \(0-1\)](#)
43. #130 [Newark \(1-0\)](#)
44. #131 [Findlay \(0-1\)](#)
45. #141 [Oak Hills \(1-0\)](#)
46. #151 [Westland \(1-0\)](#)
47. #156 [Troy \(0-1\)](#)
48. #172 [Cleveland Heights \(0-1\)](#)
49. #174 [Medina \(1-0\)](#)
50. #180 [GlenOak \(0-1\)](#)

Updated Tue 26-Aug-2025

#	Team	Ovr.	Rating	Str.
1	Springfield	0-1	42.52	47.8
2	Marion Local	1-0	39.04	2.0
3	Wapakoneta	1-0	36.38	8.5
4	Coldwater	1-0	35.73	27.5
5	Wayne	1-0	33.55	20.9
6	Tippecanoe	1-0	33.38	23.5
7	Centerville	0-1	31.72	23.2
8	Fairmont	0-1	29.33	27.1
9	Springboro	1-0	28.48	28.8
10	Valley View	0-1	27.47	35.7





1 Seeley, Brady	12	DL	6'2"	250	26 Gorman, Ryan	11	WR, DB	6'0"	150	54 William-Ghist, Julian	10	LB	6'0"	210
2 Johnson, Parker	12	RB	5'9"	210	27 Edwards, Zach	11	RB, DB	6'1"	185	55 Hansbury, Owen	12	OL, DL	6'2"	260
3 Buhler, Jacob	12	TE, LB	6'0"	180	28 Cowgill, Reece	11	TE, LB	6'2"	185	56 Cook, Shane	10	LB	5'10"	170
4 Alston, Ziere	11	WR, DB	6'0"	185	29 Cahall, Jackson	10	TE, LB	6'1"	190	57 Esterbrook, Eric	10	OL, DL	5'10"	170
5 Cole, Shane	12	QB	6'2"	190	30 Anderson, Levi	10	DE	6'4"	240	58 Taylor, Jackson	12	OL	6'4"	270
6 Taylor, A.J.	11	DB	6'1"	200	31 Hunt, Savion	10	RB	5'9"	175	60 Richards, Wyatt	11	OL	6'4"	300
7 Wilbanks, Travis	12	WR, DB	6'3"	195	32 Meyer, Jeffrey	11	WR, DB	5'9"	150	62 Pierce, Kalen	10	OL, DL	6'0"	250
8 Vitas, Soren	11	WR, DB	6'0"	190	33 Moody, Reece	10	RB, LB	5'11"	215	63 Corbitt, Theodore	12	OL, DL	6'0"	230
9 Swanson, Ryan	12	WR, DB	5'9"	155	34 Mullinger, Lucas	12	LB	6'2"	225	64 Glasgow, Cayden	12	OL	6'1"	250
10 Nolan, Gavin	11	QB, FS	6'0"	185	35 Gulait, Ronit	10	DB	5'9"	180	65 O'Brien, Finn	10	OL	6'1"	185
11 Boykin, Mason	11	DB	6'1"	195	36 Fenner, Ronin	10	DE	6'3"	190	66 Stoehr, Braden	12	OL	6'2"	260
12 Thompson, Isaish	10	DB	5'9"	150	37 Ward, Tedy	10	DB, WR	5'9"	150	68 Berner, Connor	11	OL	6'4"	240
13 Brinck, Alex	11	WR, DB	6'0"	170	39 Walker, Josh	10	DB, WR	5'9"	150	70 Hale, Ethan	10	OL, DL	6'2"	230
14 Burleson, Colton	12	PR, S	6'2"	185	40 Cox, Trey	10	LB	6'1"	180	72 Thaxton, Luke	12	OL	6'1"	255
15 Davis, Jack	12	RB, LB	5'10"	185	41 Ekeh, Peter	10	OLB	5'9"	160	80 Henry, Kaiden	12	TE	6'2"	155
16 Edwards, Jacob	12	RB, LB	5'11"	180	42 Cowell, Stan	10	CB	5'9"	150	81 Kristbaum, Joey	11	PK	6'3"	190
17 Sanders, Antonio	10	WR, CB	5'9"	150	44 Skidmore, Ty	12	DL	6'1"	210	82 Argentine, Phineas	11	TE	6'1"	185
18 Becker, Josh	11	WR, DB	6'0"	170	45 Oppy, Jordan	11	LB	6'2"	210	83 Middleton, Jason	11	TE, DL	6'6"	250
19 Weng, Bronson	10	QB	6'1"	170	46 Branigan, Tremayne	11	RB, LB	6'0"	205	84 Sran, Gurshawan	11	WR, DB	5'11"	165
20 Hill, Julian	10	WR, DB	5'9"	170	47 Habimana, David	10	WR, DB	5'8"	150	85 Watson, Oliver	11	WR, DB	6'1"	200
21 Chukwu, Chidubem	10	DE	6'5"	230	48 Covington, Exekiel	12	DB	5'11"	180	86 Worley, Russ	11	TE	6'3"	210
22 Nelson, Peyton	12	TE	6'3"	205	50 Holbert, Jay	11	DL	5'11"	265	87 Graf, Ben	11	OL, DL	6'1"	200
23 Emitruk, James	11	WR, DB	5'11"	180	51 Peaso, Waylon	10	C	5'11"	170	91 Long, Evan	10	DL	6'2"	205
24 Carlson, Chase	11	WR, DB	6'1"	180	52 Sandlin, Camden	12	OL, DL	5'10"	260	97 Stockholm, Christian	12	DL	6'3"	295
25 Deleon, Alec	12	WR, DB	5'8"	165	53 Dice, Lucas	12	OL, DL	6'4"	240	98 Elridge, Ethan	10	OL, DL	5'10"	260
										99 Sammons, Jake	10	DL	6'1"	170



2025 QBC EXECUTIVE BOARD

President : John Wheatley
Game Day Operations : Jay Richards
Treasurer: Tom Thaxton
Communications : Jennifer Johnson
Special Events: Courtney Keely
Business Development: Tony Miltenberger
Booster Representative / Apparel: Bill Brinck
Cuisine: Kathleen Mullinger
Concessions: Jennifer Kuhn



PHOTOGRAPHY PROVIDED BY:

Megan Allen
revphotostudio.com

&

Barry Burtenshaw
burtenshaw.smugmug.com

CHS STATISTICS PROVIDED BY:

Mike Stoner
Scott Lieberman

MISSION STATEMENT

This season, the Centerville Football Quarterback Club, membership is open to every parent, family member, and/or friend of all players, trainers, managers, and cheerleaders within the Centerville football program; past, present, or future. We also welcome all alumni of the program as well as any community members who desire to contribute to the well-being of the program. It is our mission to feed, nourish, and provide financial and volunteer support for the Centerville Football Program for all players, trainers, managers, and cheerleaders in grades 7-12 throughout the season. We do this through the careful planning and execution of special events from the pre-season parents meeting to the post-season banquet.

Projects We Support

With the proceeds from our fundraising efforts, the Centerville Touchdown Club is able to support many projects that benefit the Centerville Elks football program.

Preseason Parents Meeting	Senior Banners
Two-a-day Meals	Senior Night & Senior Dinner
Football Season Kickoff Picnic	Annual CTC Scholarship - \$2,500
Decorate the Helmet Night	Audio and Video Equipment
Midnight Hits	Infrastructure Improvements
Pre-game Meals	In Season Highlight Videos
Pre-game Tunnel	Team Apparel
Picture Day	Senior Gifts
JV Home Game Concessions	Team Awards and Plaques
Staff Appreciation Night	Trainer Equipment and Supplies
Spirit Wear Sales	In Season Film Nights
Team Poster	Team Website and Social Media
Creation of Team Sweatshirts	Postseason Banquet



CTC Newsletter editor: Jim Ehrensberger
jim@ehrensberger.net

www.centervilleelksfootball.com