



Elks Win Tough Battle



**Sept 2023 Volume 21
Inside Issue 6**

Running back, Parker Johnson, scores the first touchdown against Bolts

<i>Schedule</i>	2
<i>Inside the Headset</i>	3-4
<i>DDN Preps Postgame</i>	5
<i>Springboro Preview</i>	6-9
<i>Northmont Game Stats</i>	10
<i>Offense Stats & Action</i>	11-12
<i>Defense Stats & Action</i>	13-14
<i>Kicking Statistics</i>	15
<i>Summary & Drive Chart</i>	16-17
<i>Northmont P.O.Y.</i>	18
<i>Meet Coach Dabbelt</i>	19-21
<i>Future Elks</i>	22-24
<i>Did You Know?</i>	25-26
<i>GWOC & Playoffs Road</i>	27-28
<i>Ohio State Polls</i>	29-31
<i>QB Club Mission</i>	32

Centerville accepted the challenge, overcame adversity, executed with great passion, and came away with a 14-13 GWOC road victory over Northmont. Braylon Newcomb, who leads the Elks in scoring, and total offensive yards was injured on the opening drive, and did not return. Newcomb's absence was definitely a blow, and the offense relied on the now "Two-Headed Monster," of Johnson and Kamara. This combination played well, and kept the Elks moving the ball. It came down to a Drake Wells to Bryce Cowgill 25 yard touchdown pass in the fourth quarter that decided the game.

The challenge was then for the defense to keep Northmont off the scoreboard, and they responded to remain unbeaten in the GWOC. The Elks "Black Shirt" defense held the Bolts offense, that was averaging 31 points a game, to only 13 points. In some countries the transposition of these numbers is unlucky, however to the defensive staff, the number 13 was a great achievement as well as represented the second lowest opponent total for the season.

This was the twenty-third meeting between these schools since 1973. The series record is now 16 wins for the Centerville and 7 wins for Northmont. This was the fourth consecutive win and the closest the Thunderbolts have come in the last three years. A very different ballgame than the 38-0 shutout in 2021. It was also another three-win weekend as both the Junior Varsity won easily 48-8, and the Freshmen followed suit with a 35-16 victory to go to 5-0.

It does not get any easier this week as the Springboro Panthers come into Centerville Stadium for Homecoming. Springboro is 1-4 this season, but you can throw the records out of the window when these two teams play. You can sense the Elks desire a little bit of payback for last year's loss at Springboro. The Elks went into that battle 5-0 and a few self-inflicted wounds led to a late 4th quarter upset 17-21 Panther win.

Braylon Newcomb's playing status for this Friday's game is questionable. In the world of football, "the next man up" refers to a true team when one player can take over for another seamlessly. In this situation, the team isn't dominated by stars - instead, the team is a joint effort that succeeds as one entity. The Elks have deployed a "next man up" strategy over the years, they have learned to overcome adversity, and they have succeeded. **Go Elks!**

Elk's Football Schedule

TEAM	OPPONENT	DATE	TIME	LOCATION
Varsity	Springboro	Friday 09-22	7:00 PM	Centerville Stadium
Junior Varsity	Springboro	Saturday 09-23	10:00 AM	Away
Freshmen	Springboro	Saturday 09-23	12:00 PM	Away
7th Grade	Fairmont	Wednesday 09-27	5:30 PM	Away
8th Grade	Fairmont	Wednesday 09-27	6:30 PM	Away



Week 5 Results

TEAM	OPPONENT	DATE	ELKS	OPPONENT
Varsity	Northmont	09/15/23	14	13
Junior Varsity	Northmont	09/16/23	48	8
Freshmen	Northmont	09/16/23	35	16
7th Grade	Northmont	09/20/23	13	49
8th Grade	Northmont	09/20/23	33	0

Inside the Headset



What was most satisfying about the Northmont victory last week?

Winning is always great, and they are fun to celebrate, but the real fun last week happened before the game. Our players faced a really tough Saturday after our previous game where they were challenged. They were challenged hard in all aspects of the game and by all of our coaches. Watching them respond in practice was awesome to witness. While not every rep was perfect, they brought tremendous attitude and effort to each day and were compelled to learn throughout the week. The confidence grew during the week and we saw them execute on Friday night. It was great to see them respond so strongly throughout the week. That was the most satisfying part about last week.

When a key player, like Aaron Rodgers from the Jets, or Nick Chubb from the Browns, suffers a season-ending injury, how does the team overcome that adversity?

Losing a teammate to an injury is always hard on a team. Teams are supposed to be close. They are supposed to care about each other. I can't imagine a situation where a team isn't stricken by seeing one of their brothers hurting or injured. However, a team has to be ready to handle all situations. That's why practices are long and practices are difficult. That's why a lot of guys get reps and that's why coaches don't want players hanging around in the back and not paying attention. At some point, a player is going to get their chance. We never know when it's going to be. It may happen because of graduation, or a new play/formation, and sometimes it happens because a guy needs to come out of the game. We have been fortunate that we have not been in that situation many times, but the times that we have been, we have seen guys rise to the occasion and others rally around them to pick up the team. It's part of our core value, Attitude. We don't want to sit around and feel sorry for ourselves. We are sad that our brother is hurting, but at the same time we must attack adversity because our response is contagious and it is an opportunity for us to improve.

Inside the Headset

Few fans know that the freshmen and middle school teams follow the same playbook as the varsity. Why is it important?

It's very important that our program is building itself. It's really no different than a subject-area curriculum in our district. Think of science class. If we were teaching our kids something completely different that didn't build upon itself as they grow up, they would have a hard time learning it once they got to high school. Our playbook is the same way. Our middle schools run a diluted version of our playbook and we add to the playbook every year as the players get older. Even the varsity guys will tell you that we add to the playbook every week once they are on varsity. Having a solid foundation to build upon is paramount to our success and being able to hit the ground running when we start spring/summer installs.

Describe the importance of the scout team in practice.

That's easy. They could easily be considered one of the most important parts of the team. **THEY ARE INCREDIBLY IMPORTANT!** The scout team is made up of guys that will predominantly play on Saturday mornings. They are selfless and we ask them to mimic the opposition each week to help the varsity guys get ready. It's a selfless role that they play and the better scout team that you have, the better varsity team you're going to have. We have a lot of guys that take this role very seriously. In fact, I got to spend some time with our scout defense recently, and I couldn't be more impressed with how well they are doing. They played fast. They gave the offense great looks and gave the offensive coaches great coaching points. They did an incredible job. I'm sure if I went and asked Coach Puckett, he would have similar thoughts about the scout offense. These guys are incredibly important and are as much a part of our team's success as the stars that get to play on Friday night. We are incredibly grateful for our scout team. My only wish would be that they know how much they are appreciated.

It does not get any easier this week against Springboro, what are the keys to getting a victory over the Panthers?

IT IS NEVER EASY AGAINST SPRINGBORO! They always do a great job of preparing. They always have really good players. They are always well-coached. They always do a great job of scouting. We know they will be ready. It's a great opportunity for us to find out if we are better today than we were yesterday. Springboro will definitely show us our weaknesses and where we can improve. To make sure we finish the game successfully, we first must have a great week of practice. We must continue to come together as a team, work as a team, and improve upon our fundamentals. We have taken many steps forward since Week 1, but we still have a long way to go. We are always becoming. We have never arrived. If we continue to improve on blocking, tackling, and ball security, we have a chance to be a very good team.

Who are their key players, what do they do well, and how do you slow them down?

Their QB, #13, is very fast and elusive. He does a really good job. They have some nice tools around him. They also have a very nice three-way player, #0. He plays offense, defense, and special teams. Keep your eyes out for those two. They make plays all over the field on both sides of the ball. Slowing down great players doesn't change week to week. It doesn't matter if we are squaring off against Springboro or any other team. The key is to play physical and play together. No player has to do anything other than their job. Every player has to be very physical. If we play together, and get as many Elks to the ball on offense and defense as possible, we will be fine. When we don't do those things, we will struggle. It's a simple equation that is very difficult to execute but we have a team that understands that equation and is getting better each week.

SATURDAY, SEPTEMBER 16, 2023

WEEK 5 ROUNDUP

Centerville rallies by Northmont in GWOC tilt

By Travis Erickson
Staff Writer

Centerville pulled ahead in the fourth quarter and held on for a 14-13 win at Northmont.

Parker Johnson put Centerville on the board in the first quarter with a 1-yard run.

Northmont stormed back in the third quarter, tying the game with a Calilien Grant 6-yard rush and pulling ahead on an 82-yard pass from Deuce Cortner to Dalin Wilkins.

Centerville got the decisive score in the fourth when Bryce Cowgill hauled in a 25-yard TD pass from Drake Wells, and the defense held on the rest of the way.

Wells finished 13-of-19 with 99 yards and Parker Johnson ran for 87 yards to lead Centerville.

Deuce Cortner was 15-of-23 for 286 yards and Dalin Wilkins had six catches for 173 yards for Northmont.

Centerville improved to 4-1 overall and 2-0 in the Greater Western Ohio Conference. Northmont fell to 3-2, 0-2.

OTHER GAMES

Fairmont 17, Springboro 7: Fairmont scored on a fourth-down play late in the fourth quarter to put the game away, picking up a second straight win to open conference play.

Butler 28, Xenia 21: Kaiden Bates rumbled into the end zone on a 23-yard scamper in the closing seconds for Butler. Bates racked up 157 rushing yards with two touchdowns. Elijah Johnson



Centerville's Bryce Cowgill runs into the end zone after catching a pass in the open field against Northmont. BILL LACKEY / STAFF

had 224 rushing yards with two scores for Xenia.

Stebbins 44, Fairborn 22: Devin McCormick connected with RayVonn Harris on a pair of touchdown throws and Andre McConnell ran for three touchdowns to lead Stebbins. McCormick finished with 238 passing yards, Harris had five catches for 103 yards and McConnell rushed for 102 yards. J.T. Smith ran for three touchdowns for Fairborn.

Sidney 42, West Carrollton 0: Julius Spradling ran for a touchdown, threw for another and added a kickoff return for a

score to lead Sidney. Tank Fleming caught a TD and tacked on a punt return for a score.

Piqua 35, Greenville 7: Jericho Burns paced Piqua with four touchdown runs. Ky Warner tossed a 29-yard TD pass to Carson Hawk.

Valley View 35, Eaton 27: Caden Henson scrambled for two touchdowns and threw for a third, all in the second quarter, as Valley View rallied from an early 14-0 deficit. Micah Valenti finished with 20 carries for 109 yards along with a TD catch. Cordis Berard ran for 135 yards

with a touchdown for Eaton.

Brookville 42, Middletown Madison 21: Kory Davis racked up 216 rushing yards with four touchdowns to lead Brookville. Keegan Mehr and Jake Lenser each added a TD run. Kaden Sarbaugh highlighted Middletown Madison with a 26-yard fumble return for a TD.

Alter 20, Bellbrook 13: Gavin Connor ran in all three touchdowns for Alter, and the defense forced a turnover on downs with 2:05 to play to seal the win.

Badin 49, Hughes 12: Badin won its 33rd consecutive regular season game.

Withrow 21, Trotwood-Madison 7: Officials called the game in the third quarter after a fight broke out. According to Jared Luginbill of Prep Red Zone, the sidelines cleared after a Trotwood interception.

Loveland 37, Lebanon 31, OT: Luke Faler went 28-of-38 for 278 yards with two touchdown passes and Alex Klein had a pair of rushing scores but Lebanon fell in overtime.

Lakota West 38, Colerain 7: Sam Wiles tossed touchdowns to Brennan Remy and Jiovionni Wilson to lead Lakota West. Remy and Eudes Gonzales Jr. each had a rushing score and Grant Beerman, Taebron Bennie and Joel Drake each forced a turnover.

Mason 21, Fairfield 14: Talon Fisher hit Noah King on a 97-yard touchdown pass and added a rushing score for Fairfield, but Sky Talley's 6-yard TD run with 2:39 to play gave Mason the edge.



Springboro Preview

2023 Snapshot: Springboro

By Greg Shoemaker

Like 219

Tweet

Updated: August 4, 2023



If you want a team to root for that will fly under the radar and be an underdog in most of the big games it plays in, Springboro is your squad. The Panthers return eight starters on defense and have one of the best offensive game-breakers in Division I, Region 4, in Will Yates. Add in a mental toughness that saw Springboro go 4-3 in games decided by six points or less in 2022 and you have the foundation of something that could be very special on Careflight Field at Watkins Stadium this fall.

"We are returning a lot of talent and experience in the back end of our defense from a unit that was very productive last year, especially against the run," head coach Ryan Wilhite states.

The offense has some question marks, but the talent is there to step up and answer the call. "We had an amazing group of seniors last year, led by quarterback Evan Ruzzo. Our offensive skill players will have big shoes to fill," Wilhite says.

Springboro has been to the playoffs nine times in the last 11 seasons. Getting back to the postseason is going to take a big effort against a schedule that includes non-conference games against a trio of teams that were a combined 22-14 in a year ago and promises to be even better in 2023. That gauntlet of battles will forge the Panthers identity.

Division I, Region 4

2022 RECORD: 8-4, 5-2 GWOC

COACH: Ryan Wilhite (115-62 at Springboro, 17 years; 115-62 overall)

HONOR ROLL

Connor Smith, Sr, LB – An outstanding high school football player and the leader of the Panthers defense. Smith was named OPSWA Division I Honorable Mention All-Ohio (LB) after registering 138 total tackles, a sack, 12.0 tackles for losses and three takeaways (two FRs, one INT) as a junior. The 2023 team captain also averaged 38.0 yards on 38 punts, placing 11 inside the opponents 20-yard line with a long punt of 74 yards.

Will Yates, Sr, WR/DB – An electric playmaker who moves from running back to receiver and defensive back for his senior season. Yates ran for 739 yards and found the end zone 13 times (12 rush, one rec) on his way to OPSWA Division I Second Team All-Southwest District (RB) accolades in 2022. Yates has verbally committed to Ball State.

Wyatt Standifer, Sr, DB – The Standifer name has produced some pretty darn good defensive players at Springboro and Wyatt is the latest to continue that tradition. Standifer, a 2023 team captain, was named Second Team All-GWOC after tallying 82 total tackles, eight pass breakups and three takeaways (two INTs, one FR) as a junior.

Springboro Panthers

Springboro, OH
Warren County
OHSAA Division I, Region 4



Springboro DB Wyatt Standifer (photo courtesy of: ScoutingOhio.com)



Springboro Preview

2023 Snapshot: Springboro

By Greg Shoemaker

Like 219

Tweet

Updated: August 4, 2023



Sylas Cunningham, Sr, S – A big-time ballhawk who always finds himself in the middle of the action. Cunningham was in on 103 total tackles, had six tackles for losses, three pass breakups and three interceptions on his way to being selected Second Team All-GWOC as a junior. The 2023 team captain has verbally committed to Duquesne.

OTHER RETURNEES

Aiden Weimer, Jr, OLB – Broke onto the scene in a big way as a sophomore. The explosive pass rusher was in on 103 total tackles, had eight sacks, 13.0 tackles for losses, forced two fumbles recovered two fumbles and recorded three pass breakups.



Springboro OLB Aiden Weimer (photo courtesy of: ScoutingOhio.com)



Springboro WR Maxim Butler (photo courtesy of: ScoutingOhio.com)

Jack Zier, Sr, OL – A returning starter and anchor of an o-line that helped pave the way for balanced Panthers offensive attack that amassed 3,938 yards of total offense (1,976 pass, 1,962 rush) in 2022.

Mason Pittl, Sr, LB – Coming off an impressive junior campaign Pittl has all-district talent. The 2023 team captain tallied 101 total tackles, had two sacks and an interception in 2022.

Benham Kraus, Sr, RB/LB – The 2023 team captain looks to make an impact at running back and linebacker. Kraus has 54 total tackles in his career.

Maxim Butler, Sr, WR – An excellent option in the passing game. Butler was third on the team in 2021 with 33 receptions, 401 receiving yards and five touchdown catches.

Springboro Preview



2023 Springboro Football (1-4)

Coach: Ryan Wilhite

8/18	H	Lebanon (2-3)	[1:4]	L	14-27
8/25	H	Withrow (4-1)	[1:8]	L	10-29
9/1	A	Elder (3-2)	[1:4]	L	7-28
9/8	A	Beavercreek (2-3)	[1:2]	W	31-0
9/15	H	Kettering Fairmont (3-2)	[1:2]	L	7-17
9/22	A	Centerville (4-1)	[1:2]		
9/29	H	Springfield (2-3)	[1:2]		
10/6	A	Northmont (3-2)	[1:8]		
10/13	A	Wayne (4-1)	[1:2]		
10/20	H	Miamisburg (3-2)	[1:2]		

Offensive Leaders - All Games

	TEAM	G	YDS	YPG	RUSH	RUSH YPG	PASS	PASS YPG	PTS	PTS/G
5	Centerville	5	1381	276.2	576	115.2	805	161.0	113	22.6
6	Springboro	5	1299	259.8	637	127.4	662	132.4	69	13.8

Defensive Leaders - All Games

	TEAM	G	YDS	YPG	RUSH	RUSH YPG	PASS	PASS YPG	PTS	PTS/G
4	Springboro	5	1136	227.2	792	158.4	344	68.8	101	20.2
7	Centerville	5	1594	318.8	650	130.0	944	188.8	78	15.6

Drew Pasteur's Matchup

Centerville Elks (4-1) 159.0

Strength of schedule

(based on all regular-season games)

#33 of 71 in Division 1

Regular season projections

Final L2 divisor 100

Projected record 7-3

22.20 Harbin points (divisor 100)

Projected #7 seed in R2 playoffs

Win probabilities:

5W-3%, 6W-15%, 7W-35%, 8W-33%, 9W-14%

Springboro Panthers (1-4) 139.3

Strength of schedule

(based on all regular-season games)

#10 of 71 in Division 1

Regular season projections

Final L2 divisor 100

Projected record 2-8

5.25 Harbin points (divisor 100)

Projected #15 seed in R4 playoffs

Win probabilities:

1W-33%, 2W-38%, 3W-20%, 4W-7%

PICK: Centerville to WIN by 21 (88%)

2022 Elks - Panthers

TEAM	CEN (VISITOR)	SBR (HOME)				
Score	17	21				
First Downs	15	16				
Rushes / Yards (Net)	27 / 51	29 / 113				
Passing Yards (Net)	238	168				
Passes -- Att / Comp / Int	28/20/2	26/15/2				
Total Offensive Plays / Yards	55 / 289	55 / 281				
Fumble Returns / Yards	0 / 0	0 / 0				
Punt Returns / Yards	3 / 91	2 / 27				
Kickoff Returns / Yards	4 / 17	2 / 50				
Interception Returns / Yards	2 / 26	2 / 0				
Punts (Number/Average)	5 / 25.4	5 / 40.4				
Fumbles / Lost	2 / 2	1 / 1				
Penalties / Yards	15 / 127	7 / 64				
Possession Time	34:16	25:44				
SCORE BY QUARTERS	1	2	3	4	OT	TOTAL
(V) Centerville Elks	7	7	0	3	0	17
(H) Springboro Panthers	0	0	7	14	0	21

Team	Qtr.	Time	Scoring Play	Conversion	Plays/Yds	Score
CEN	1	02:08	Drake Wells Passes to Jamar Montgomery COMPLETE TOUCHDOWN, clock 02:08 12 yds	PAT Kick by Jackson Courville GOOD.	1 / 12	7 - 0
CEN	2	00:32	Drake Wells Passes to Jamar Montgomery COMPLETE TOUCHDOWN, clock 00:32 6 yds	PAT Kick by Jackson Courville GOOD.	5 / 30	14 - 0
SBR	3	01:35	Evan RUZZO Carries(QB Keeper) TOUCHDOWN, clock 01:35 10 yds	PAT Kick by Michael BRECHT GOOD.	3 / 73	14 - 7
CEN	4	06:44	Jackson Courville 26 yard Field Goal attempt GOOD, clock 06:44		8 / 33	17 - 7
SBR	4	02:31	Willizhaun YATES Carries(Hand Off) TOUCHDOWN, clock 02:31 4 yds	PAT Kick by Michael BRECHT GOOD.	10 / 75	17 - 14
SBR	4	00:14	Evan RUZZO Carries(QB Keeper) TOUCHDOWN, clock 00:14 1 yds	PAT Kick by Michael BRECHT GOOD.	4 / 11	17 - 21



Northmont Game Stats



Northmont vs. Centerville
9/15/2023
Englewood,OH

TEAM	CEN (VISITOR)	NMT (HOME)
First Downs	11	17
--Rushing	8	6
--Passing	2	10
--Penalty	1	1
Rushing Attempts	35	31
Yards Gained Rushing	124	137
Yards Lost Rushing	29	19
Net Yards Rushing	95	118
Net Yards Passing	101	297
--Passes Attempted	19	24
--Passes Completed	13	16
--Had Intercepted	1	1
Total Offensive Plays	54	55
Total Net Yards	196	415
--Average Gain Per Play	3.6	7.5
Fumbles: Number / Lost	0 / 0	1 / 1
Penalties: Number / Yards	2 / 10	8 / 50
Number of Punts / Yards	5 / 186	4 / 158
--Average Per Punt	37.2	39.5
Punt Returns: Number / Yards	1 / 5	1 / 11
Number of Kickoffs / Yards	3 / 185	3 / 96
--Average Per Kick	61.7	32.0
--Touchbacks	3	0
Kickoff Returns: Number / Yards	3 / 39	0 / 0
Interception Returns: Number / Yards	1 / 0	1 / 2
Fumble Returns: Number / Yards	0 / 0	0 / 0
Miscellaneous Yards	0	0
Possession Time	23:04	24:56
Third Down Conversions	5 of 14	6 of 12
Fourth Down Conversions	3 of 3	0 of 1
Redzone Conversions:	1 of 1	1 of 3
Redzone Touchdowns:	1	1
Redzone Field Goals Made:	0	0
Sacks By: Number / Yards	2 / 8	2 / 19

Offense Statistics

Northmont vs. Centerville 9/15/2023 Englewood,OH

Centerville VISITOR

Northmont HOME

No	Rushing	Att	Gain	Lost	Net	TD	Long
28	Parker Johnson	17	82	2	80	1	19
4	Daniel Kamara	12	33	0	33	0	9
5	Braylon Newcomb	2	9	0	9	0	8
0	TEAM	2	0	8	-8	0	0
12	Drake Wells	2	0	19	-19	0	0
Total		35	124	29	95	1	19

No	Rushing	Att	Gain	Lost	Net	TD	Long
6	Cahke' Cortner	13	85	13	72	0	26
11	Calilien Grant	15	45	4	41	1	9
31	Trey Quincy	3	7	2	5	0	5
Total		31	137	19	118	1	26

No	Passing	Att	Cmp	Int	Yds	TD	Long	Sacks
12	Drake Wells	19	13	1	101	1	25	2
Total		19	13	1	101	1	25	2

No	Passing	Att	Cmp	Int	Yds	TD	Long	Sacks
6	Cahke' Cortner	24	16	1	297	1	82	2
Total		24	16	1	297	1	82	2

No	Pass Receiving	No	Yds	TD	Long
24	Jamar Montgomery	3	34	0	23
88	Bryce Cowgill	3	33	1	25
18	J,P, Mercer	3	16	0	7
17	Andrew Erwin	1	7	0	7
28	Parker Johnson	1	5	0	5
4	Daniel Kamara	1	4	0	4
86	Quincy Capogna	1	2	0	2
Total		13	101	1	25

No	Pass Receiving	No	Yds	TD	Long
3	Dalin Wilkins	6	174	1	82
11	Calilien Grant	3	31	0	13
14	Daniel Ivory	3	29	0	11
8	Brady Lupton	2	34	0	32
21	DJ Williams	1	24	0	24
17	Aidan Pendleton	1	5	0	5
Total		16	297	1	82

No	All-Purpose	Run	Rcv	KR	PR	IR	Total
28	Parker Johnson	80	5	0	0	0	85
4	Daniel Kamara	33	4	0	0	0	37
24	Jamar Montgomery	0	34	0	0	0	34
88	Bryce Cowgill	0	33	0	0	0	33
22	Connor Miltenberger	0	0	21	0	0	21
3	Reggie Powers III	0	0	18	0	0	18
18	J,P, Mercer	0	16	0	0	0	16
17	Andrew Erwin	0	7	0	5	0	12
5	Braylon Newcomb	9	0	0	0	0	9
86	Quincy Capogna	0	2	0	0	0	2
Total		122	101	39	5	0	267

No	All-Purpose	Run	Rcv	KR	PR	IR	Total
3	Dalin Wilkins	0	174	0	11	2	187
6	Cahke' Cortner	72	0	0	0	0	72
11	Calilien Grant	41	31	0	0	0	72
8	Brady Lupton	0	34	0	0	0	34
14	Daniel Ivory	0	29	0	0	0	29
21	DJ Williams	0	24	0	0	0	24
31	Trey Quincy	5	0	0	0	0	5
17	Aidan Pendleton	0	5	0	0	0	5
Total		118	297	0	11	2	428

Offense Action



Defense Statistics

---- Centerville										
No	Player Name	Solo	Ast	Total	Sacks/Yds	TFL/Yds	FR/Yds	Int/Yds	BrUp	Other
2	King,Landon	3	9	12	0.5/3.0	2.0/4.5	1/0	-	-	-
1	Coppock,Ross	5	5	10	-	-	-	-	-	-
84	Keely,Mason	4	6	10	1.0/2.0	2.0/3.5	-	-	-	-
6	Taylor,Jacob	2	7	9	-	1.0/2.0	-	-	1	-
44	Smith,Loukas	2	2	4	-	-	-	-	-	-
11	Bohram-Thomas,Bryce	3	0	3	-	-	-	-	-	-
3	Powers III,Reggie	1	2	3	-	-	-	-	-	-
45	Puckett,Jackson	1	2	3	-	-	-	-	-	-
9	Siyr,Lual	0	3	3	-	-	-	-	-	-
10	Alejandrino,Seth	1	1	2	-	-	-	1/0	-	-
99	Jones,Matthew	1	1	2	0.5/3.0	0.5/3.0	-	-	-	-
8	Anosike,Soso	1	0	1	-	-	-	-	-	-
24	Montgomery,Jamar	1	0	1	-	-	-	-	-	-
32	Bomberry,Sam	0	1	1	-	0.5/1.0	-	-	-	-
17	Erwin,Andrew	0	1	1	-	-	-	-	-	-
13	Robinson,Quiten	0	1	1	-	-	-	-	-	-
50	Seeley,Brady	0	1	1	-	-	-	-	-	-
Total		25	42	67	2.0/8.0	6.0/14.0	1/0	1/0	1	

Legend: Solo- Unassisted Tackles Ast- Assisted Tackles Total- Total Tackles Sacks- Quarterback Sacks TFL- Tackles For Loss FR- Fumble Recoveries Returned Int- Pass Interceptions BrUp- Broken Up Other- FF=Forced fumble BP=Blocked punt BF=Blocked field goal



Defense Action



Kicking Game Statistics

No	Punting	No	Yds	Avg	TB	I20	Long
16	Leland Gantz	5	186	37.2	0	2	46
Total		5	186	37.2	0	2	46

No	Punting	No	Yds	Avg	TB	I20	Long
33	Gavin Milby	4	158	39.5	1	0	53
Total		4	158	39.5	1	0	53

No Returns*	Punt No	Yds	LP	Kickoff No	Yds	LP	Int.	Pass No	Yds	LP
17	Andrew Erwin	1	5	5	0	0	0	0	0	0
22	Connor Miltenberger	0	0	0	2	2	1	1	0	0
3	Reggie Powers III	0	0	0	1	1	1	8	18	0
10	Seth Alejandrino	0	0	0	0	0	0	1	0	0
Total		1	5	5	3	3	9	18	1	0

No Returns*	Punt No	Yds	LP	Kickoff No	Yds	LP	Int.	Pass No	Yds	LP
3	Dalin Wilkins	1	11	11	0	0	0	1	2	2
Total		1	11	11	0	0	0	1	2	2

*Fumble Returns Listed on Defensive Statistics Chart.

No	Field Goals	Distance	Result

No	Field Goals	Distance	Result

No	Kickoffs	No	Yds	Avg	TB	FC	OB
16	Leland Gantz	3	185	61.7	3	0	0
Total		3	185	61.7	3	0	0

No	Kickoffs	No	Yds	Avg	TB	FC	OB
40	Ricky Braden	2	50	25.0	0	0	0
29	Jon Warren	1	46	46.0	0	0	0
Total		3	96	32.0	0	0	0



Scoring Summary

SCORE BY QUARTERS	1	2	3	4	OT	TOTAL
(V) Centerville	7	0	0	7	0	14
(H) Northmont	0	0	13	0	0	13

Team	Qtr.	Time	Scoring Play	Conversion	Plays/Yds	Score
CEN	1	08:14	Parker Johnson Carries(Hand Off) TOUCHDOWN, clock 08:14 1 yds	PAT Kick by Leland Gantz GOOD,	10 / 57	7 - 0
NMT	3	07:40	Calilien GRANT Carries(Hand Off) TOUCHDOWN, clock 07:40 6 yds	PAT Kick by Jon WARREN GOOD.	9 / 80	7 - 7
NMT	3	05:11	Cahke' CORTNER Passes to Dalin WILKINS COMPLETE TOUCHDOWN, clock 05:11 82 yds	PAT Kick by Jon WARREN NO Good	2 / 85	7 - 13
CEN	4	11:08	Drake Wells Passes to Bryce Cowgill COMPLETE TOUCHDOWN, clock 11:08 25 yds	PAT Kick by Leland Gantz GOOD.	8 / 56	14 - 13

Time of Game: Kickoff: 07:00 PM

End of Game: 09:30 PM

Total Elapsed Time: 2:30



Drive Chart

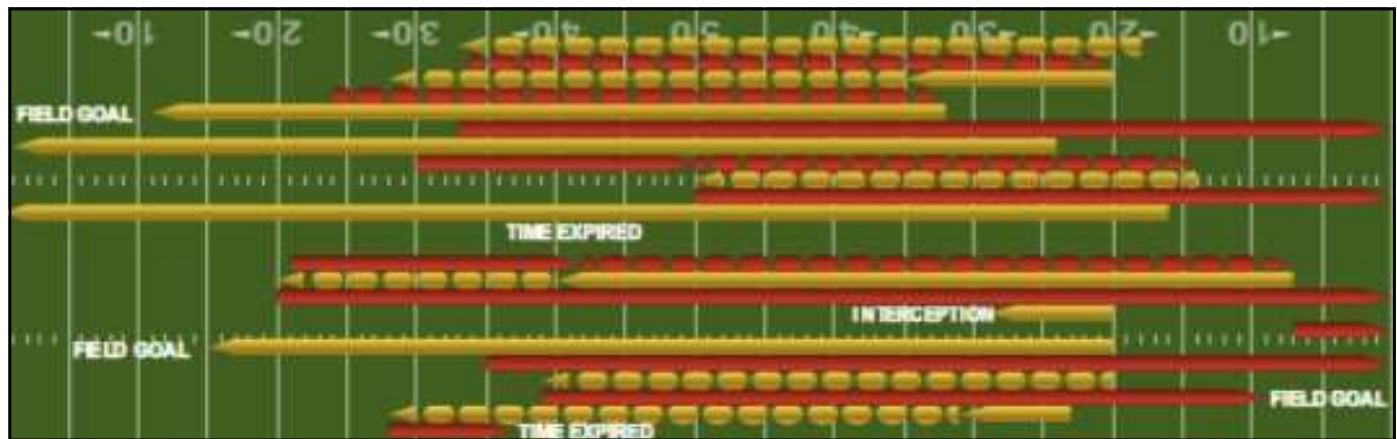
#	Team	Drive Started			Drive Ended			Drive Consumed			
		Quarter	Yd. Line	Time	How Obtained	Yd. Line	Time	How Lost	Yards	Plays	Time
1	CEN	1	43	12:00	Kickoff	Op 0	08:14	Touchdown	57	10	03:46
1	NMT	1	20	08:14	Kickoff	Op 38	03:54	Punt	42	9	04:20
2	CEN	1/2	20	03:54	Punt	Op 32	10:58	Interception	48	11	04:56
2	NMT	2	6	10:58	Interception	23	09:21	Punt	17	4	01:37
3	CEN	2	24	09:21	Punt	31	08:31	Punt	7	3	00:50
3	NMT	2	35	08:31	Punt	Op 27	03:18	Downs	38	10	05:13
4	CEN	2	27	03:18	Downs	17	01:26	Punt	-10	3	01:52
4	NMT	2	Op 42	01:26	Punt	Op 9	01:00	Interception	33	3	00:26
5	CEN	2	20	01:00	Interception	29	00:00	End Half	9	3	01:00
5	NMT	3	20	12:00	Kickoff	Op 0	07:40	Touchdown	80	9	04:20
6	CEN	3	48	07:40	Kickoff	Op 48	06:06	Punt	4	3	01:34
6	NMT	3	15	06:06	Punt	Op 0	05:11	Touchdown	85	2	00:55
7	CEN	3	32	05:11	Kickoff	35	04:05	Punt	3	3	01:06
7	NMT	3	14	04:05	Punt	23	02:17	Punt	9	3	01:48
8	CEN	3/4	44	02:17	Punt	Op 0	11:08	Touchdown	56	8	03:09
8	NMT	4	20	11:08	Kickoff	Op 38	08:50	Fumble	42	7	02:18
9	CEN	4	38	08:50	Fumble	43	07:16	Punt	5	3	01:34
9	NMT	4	20	07:16	Punt	49	03:17	Punt	29	8	03:59
10	CEN	4	22	03:17	Punt	39	00:00	End Game	17	7	03:17

Centerville

	First Quarter	Second Quarter	Third Quarter	Fourth Quarter	First Half	Second Half	Final
Time of Possession	07:40	04:44	04:57	05:43	12:24	10:40	23:04
Third-Down Conversions	2-4	0-4	1-3	2-3	2-8	3-6	5-14
Average Field Position	31	23	41	30	26	36	31
Fourth-Down Conversions	2-2	1-1	0-0	0-0	3-3	0-0	3-3

Northmont

	First Quarter	Second Quarter	Third Quarter	Fourth Quarter	First Half	Second Half	Final
Time of Possession	04:20	07:16	07:03	06:17	11:36	13:20	24:56
Third-Down Conversions	1-2	1-3	2-3	2-4	2-5	4-7	6-12
Average Field Position	20	33	16	20	29	17	23
Fourth-Down Conversions	0-0	0-1	0-0	0-0	0-1	0-0	0-1



PLAYERS OF THE WEEK



Seth Alejandrino
Defensive Back



Jacob Buhler
Scout Defense



Shane Cole
JV Offense



Bryce Cowgill
Offensive Line



Lucas Dice
Scout Offense



Parker Johnson
Offensive Back



Mason Keely
Defensive Line



Logan Martin
JV Defense




Connor Miltenberger
Special Teams

Meet Coach Joe Dabbelt



Dixon hits the hole as Xenia's Brad Fultz (left) and Joe Dabbelt make the tackle. DENNY ZIMMER



1989

Family

I grew up in Xenia, Ohio My wife, Julie and I have been married for 33 years. We have three children; Nick 27, Megan 25, and Mialee 17. We have lived in Washington Township for 20 years.

High School

Xenia High School Class of 1988



College

Rhema College, Tulsa OK
Youth Ministry Degree



Coaching Experience

Tenth year of coaching football

- Centerville High School Freshmen Asst 2014 - 2018
- Centerville High School Head Coach 2019-present

Interesting Facts

Marine Corps Veteran
Served from 1988-1992
Combat Veteran, as a Military Policeman during Operation Desert Shield Desert Storm

I owned two businesses in the Centerville area:

- Normandy Square Barbers
- Dabbelt's Janitorial Services

Favorite Coaching Quote


"I firmly believe that any man's finest hour, the greatest fulfilment of all he holds dear, is that moment when he has worked his heart out in a good cause, and lies exhausted on the field of battle-victorious."

- *Vince Lombardi*



Teresa and Mike Dabbelt with Julie and Joe on their wedding day

Meet Coach Joe Dabbelt



1991

What do you enjoy most about coaching ?


The best part about coaching is having the opportunity to be a positive influence and mentor, to help young men reach their full potential, on and off the football field. I am extremely grateful to have this opportunity, and one that I do not take lightly.

Most Memorable Moment Playing Football

My most memorable moment playing high school football was when the Xenia Buccaneers defeated the Elks in 1987. It was the first time that Xenia had beaten Centerville in 28 years! Kirk Herbstreit was the quarterback and I sacked him on the final play of the game. (I am sure he does not remember it LOL.)

Most Memorable Moment Coaching Football

In 2014, the Centerville beat Wayne 19-14, to go undefeated at 10-0, in the regular season, and win the GWOC. The Warriors were averaging 46 points a game and our defense played lights out! It was also a special memory because it was my son Nick's senior season.



In 2021, the Centerville Elk freshmen team finished 10-0 for the first time in 10 years!

What does Elk Pride, H.E.A.T.T. mean to you ?

It means to me that you put others before yourself (the team), being selfless and doing whatever it takes to be successful.

Humility is my favorite when it comes to the H.E.A.T.T. acronym. I believe it takes the most courage and strength, especially in a world of "me first mentality"

"Humble yourself and in due time you will be recognized and lifted up"



Meet Coach Joe Dabbelt



Mike Dabbelt
Chaminade Class of 1960



1991

What is your Coaching Philosophy?

Hard work Pays Off!

Growing up, was there an Athlete that you admired and wanted to emulate?

When I was growing up, I always admired my father Mike Dabbelt. He played multiple sports at Dayton Chaminade High School from 1956-1960.

He taught me the value of hard work and being disciplined. The most important lesson I learned from him was to play for my teammates, not just myself, and not just my current teammates.

To play for all those who walked before me.

I needed to play well, play hard, and give my best for the grandpas, dads, uncles, and brothers who had stood on these same fields in years gone by.

He told me at Chaminade he was expected to never get out-hustled, or, especially out-hit on the football field.

The Eagles rose to dominance in the 1940s and 1950s. Over a 20-year span (1940-1959), the "Men of Chaminade" won 16 City League championships and compiled a record of 138-38-9.

That is what it meant to be a "Man of Chaminade."



Nick and Joe at West Point 2016

Elks 2023 Freshmen Team



Parker Cecil, Jim Ehrensberger, Joe Dabbelt, Alex Feldman



The 2023 Centerville Elks Freshmen team has lived the H.E.A.T.T. core values.

When asked what they are grateful for, one immediately responded, **"This Team!"**

They understand that they are part of something bigger than themselves. They realize it's not the team with the best players that win. It's the players with the best team that wins.



Elks 2023 Freshmen Team

Date	Loc	Opponent	Score	Overall Record
08/16/23	a	Lakota East Thunderhawks	35-22 W	1-0
08/26/23	h	Coffman Shamrocks	48-0 W	2-0
09/02/23	a	Pickerington Tigers	22-7 W	3-0
09/09/23	a	Miamisburg	49-12 W	4-0
09/16/23	h	Northmont	35-16 W	5-0

Overall Record (5-0) **Home** (2-0) **Away** (3-0) **Neutral** (0-0)

TEAM STATISTICS

	CEN	OPP
SCORING	189	57
--Points Per Game	37.8	11.4
FIRST DOWNS	82	39
--Rushing	50	16
--Passing	26	20
--Penalty	6	3
NET RUSHING YARDAGE	1222	274
--Yards Gained Rushing	1290	431
--Yards Lost Rushing	68	157
--Rushing Attempts	130	113
--Average Per Rush	9.4	2.4
--Average Per Game	244.4	54.8
--TDs Rushing	19	3
NET PASSING YARDAGE	633	564
--Att/Comp/Int	68/46/0	71/36/6
--Average Per Pass	9.3	7.9
--Average Per Catch	13.8	15.7
--Average Per Game	126.6	112.8
--TDs Passing	5	5
TOTAL NET OFFENSE	1855	838
--Total Plays	198	184
--Average Per Play	9.4	4.6
--Average Per Game	371.0	167.6
KICK RETURNS: NUMBER/YARDS	0/0	0/0
PUNTS RETURNS: NUMBER/YARDS	6/38	3/6
INTS RETURNS: NUMBER/YARDS	6/182	0/0
KICK RETURN AVERAGE	0	0
PUNT RETURN AVERAGE	6.3	2.0
INT RETURN AVERAGE	30.3	0.0
FUMBLES/LOST	7/5	5/1
PUNTS/YARDS	7/193	19/596
--Average Per Punt	27.6	31.4
--Net Punt Average	26.7	29.4
KICKOFFS/YARDS	32/790	13/325
--Average Per Kick	24.7	25.0
--Touchback	0	0
PENALTIES/YARDS	21/208	26/229
--Average Per Game	41.6	45.8
TIME OF POSSESSION/GAME	16:38	21:21
3RD DOWN CONVERSIONS	18/32	10/41
--3rd Down Pct.	56.3%	24.4%
4RD DOWN CONVERSIONS	3/4	3/10
--4th Down Pct.	75.0%	30.0%

Elks 2023 Freshmen Team



Jason Middleton
6'4" 202

Connor Berner
6'1" 278

Wyatt Richards
5'11" 274

Jay Holbert
5'9" 239

Landon McClearin
6'0" 198

Rushing		G	Att	Gain	Lost	Net	Avg	TD	Long	Avg/G
George, Alex		5	70	795	13	782	11.2	13	65	156.4
Nolan, Gavin		5	31	234	36	198	6.4	3	43	39.6
Taylor, A.J.		5	10	126	2	124	12.4	2	55	24.8
Gearhardt, Nathan		3	9	53	2	51	5.7	0	19	17.0
TEAM,		5	3	47	9	38	12.7	0	47	7.6
Kristbaum, Joey		4	1	19	0	19	19.0	0	19	4.8
Branigan, Tremayne		3	3	7	2	5	1.7	0	7	1.7
Becker, Josh		5	3	9	4	5	1.7	1	8	1.0
Total		5	130	1290	68	1222	9.4	19	65	244.4

Passing		G	Effic	Att	Cmp	Int	Pct	Yds	TD	Long	Avg/G
Nolan, Gavin		5	172.6	67	46	0	0.69	633	5	64	126.6
TEAM,		5	0.0	1	0	0	0.00	0	0	0	0.0
Total		5	170.1	68	46	0	0.7	633	5	64	126.6

Receiving		G	No.	Yds	Avg	TD	Long	Avg/G
Becker, Josh		5	20	236	11.8	1	31	47.2
Vitas, Soren		5	11	269	24.5	1	64	53.8
Kristbaum, Joey		4	7	64	9.1	1	24	16.0
Worley, Russell		4	4	60	15.0	2	50	15.0
George, Alex		5	2	-2	-1.0	0	1	-0.4
Carlson, Chase		1	1	5	5.0	0	5	5.0
Brink, Alexander		2	1	1	1.0	0	1	0.5
Total		5	46	633	13.8	5	64	126.6

Homecoming Origin

Homecoming is the tradition of welcoming back alumni or other former members of an organization to celebrate the organization's existence. It is a tradition in many high schools, colleges, and churches in the United States, and Canada.

Homecoming is an annual tradition in the United States. People, towns, high schools and colleges come together, usually in late September or early October, to welcome back former members of the community. It is built around a central event, such as a banquet or dance and, most often, a game of American football. When celebrated by schools, the activities vary widely. However, they usually consist of a football game played on a school's home football field, activities for students and alumni, and the coronation of a homecoming queen (and at many schools, a homecoming king). A dance commonly follows the game or takes place the day after the game. When attached to a football game, homecoming traditionally occurs on the team's return from the longest road trip of the season or the first home game of a season that falls after an away game.

The tradition of homecoming has its origin in alumni football games held at colleges and universities since the 19th century. Many schools including Baylor, Southwestern, Illinois, and Missouri have made claims that they held the first modern homecoming. The NCAA, Trivial Pursuit and Jeopardy! give the title to the University of Missouri's 1911 football game during which alumni were encouraged to attend. It appears to be the first homecoming-like event which was centered on a parade and a football game; such was the response and success it became an annual event.



East Texas State 1921, a predecessor of the modern homecoming queen

The Homecoming court is a representative group of students that, in a coeducational institution, consists of a king and queen, and possibly prince(s) and princess(es). Generally, the king and queen are students completing their final years of study at their school (also called "seniors"), while the prince and princess are underclassmen often with a prince/princess for each grade. Recently, some high schools have chosen to add categories, such as Duke and Duchess, to extend the representation of students to include a category in which students with special needs are elected. In high school, 17- or 18-year-old students in their final year are represented by a king or queen; in college, students who are completing their final year of study, usually between 21-23 years old.

Local rules determine when the homecoming king and queen are crowned. Sometimes, the big announcement comes at a pep rally, school assembly, or public ceremony one or more days before the football game. Other schools crown their royalty at the homecoming football game, a dance, or other school events.

Often, the previous year's king and queen are invited back to crown their successors. If they are absent for whatever reason, someone else—usually, another previous king or queen, a popular teacher, or a royal representative—will perform those duties. Usually, the queen is crowned first, followed by the king. The crowning method also varies by school, however, the crown is typically preserved and passed down to each successor.

Homecoming court members who are not crowned king or queen are often called escorts or royalty. They are often expected to participate in the week's activities as well. At some schools, a homecoming prince/princess, duke/duchess, etc. (often underclassmen nominated by their classmates) are crowned along with the king and queen; sometimes, middle school and junior high students may partake in the high school activities.

The homecoming dance—usually the culminating event of the week (for high schools)—is a formal or informal event, either at the school or an off-campus location. The venue is decorated, and either a disc jockey or band is hired to play music. In many ways, it is a fall prom. Homecoming dances could be informal as well just like standard school dances. At high schools, the homecoming dances are sometimes held in the high school gymnasium or outside in a large field. Homecoming dance attire is less formal than prom.



OSU Homecoming 1926

How a world record holding Holstein became homecoming queen

OCTOBER 9, 2015 / MARES:12@OSU.EDU /

Homecoming queens have a long tradition here at The Ohio State University. The first homecoming queen was elected in 1921, over 90 years ago. No election was as memorable as that of 1926, when Maudine Ormsby was declared the official homecoming queen.

Nothing seems strange about Maudine Ormsby winning that year, until you learn that she was a cow. But to say she was just a cow would be unfair, Maudine was an award winning Holstein. In her heyday, she was able to produce 743.5 pounds of milk and 28.7 pounds of butter fat during a 7 day test, which won her a world record.

Because of her unique capability, the agricultural school students were quite fond of her. They decided they should even nominate her for homecoming queen. To Maudine's dismay she was officially disqualified because she was not in the student directory, but more likely because she was a cow. The Ag students then grudgingly nominated co-ed Margerey Rutledge.

Election Day came and with it a boatload of tampering and corruption. Officials printed 3,000 ballots, but when counting them they found over 12,000. Not only were people voting multiple times, but ballot boxes were stolen and some students were even voting for dead alumni. Because of the wide-spread voting corruption, the Election Committee was not able to count the ballots accurately.

Cue Maudine, who was busy winning her own awards. The Committee decided that since no human winner could be determined that Maudine would step in. Of course Maudine did receive some valid votes, but not nearly enough to win.

Sadly, Maudine's handlers did not allow her to attend any of the homecoming events for fear that the excitement would curdle her milk. She was a world record milk producer first and a queen second.

Although Maudine achieved great fame and success, her life was cut short. At the age of 7, eight years sooner than most cows, Maudine had to be put down after contracting brucellosis, a highly contagious disease.





Standings

TEAMS	CONFERENCE				OVERALL				
	W-L	PCT	PF	PA	W-L	PCT	PF	PA	STRK
Centerville	2 - 0	1.000	41	27	4 - 1	.800	113	78	W3
Wayne	2 - 0	1.000	59	46	4 - 1	.800	159	133	W3
Fairmont	2 - 0	1.000	37	21	3 - 2	.600	76	94	W2
Springfield	1 - 1	.500	71	27	2 - 3	.400	125	94	W1
Springboro	1 - 1	.500	38	17	1 - 4	.200	69	101	L1
Miamisburg	0 - 2	.000	38	59	3 - 2	.600	151	75	L2
Northmont	0 - 2	.000	27	34	3 - 2	.600	137	91	L2
Beavercreek	0 - 2	.000	0	80	2 - 3	.400	101	131	L2

Offensive Leaders

PASSING YARDS	YDS
1 . Cahke' Cortner, Northmont	1181
2 . Tyrell Lewis, Wayne	982
3 . Drake Wells, Centerville	797
4 . Preston Barr, Miamisburg	597
5 . Brent Upshaw, Springfield	460
Complete Leaders	
RUSHING YARDS	YDS
1 . Quentin Youngblood, Beavercreek	570
2 . Justin Turner Jr, Fairmont	374
3 . Austin Newdigate, Springboro	350
4 . Brock Baker, Fairmont	331
5 . Jayvin Norman, Springfield	303
Complete Leaders	
RECEIVING YARDS	YDS
1 . Dalin Wilkins, Northmont	449
2 . Duncan Bradley III, Springfield	337
3 . Jamar Montgomery, Centerville	278
4 . Teaunn Hunter, Wayne	267
5 . Jamier Averette-Brown, Wayne	261

Defensive Leaders

TACKLES	TACK
1 . CJ Crawford, Beavercreek	57
2 . Djaun Sales, Northmont	51
3 . Mason Pitl, Springboro	49
3 . Connor Smith, Springboro	49
5 . Kyron Dolby, Springfield	46
Complete Leaders	
SACKS	SACK
1 . Peyton Hoskins, Miamisburg	5
1 . Djaun Sales, Northmont	5
3 . Jackson Heims, Springfield	4.5
3 . Cedric Works, Northmont	4.5
5 . Drew Dunaway, Miamisburg	3
Complete Leaders	
INTERCEPTIONS	INT
1 . Stevie Doty, Fairmont	2
1 . Elisiah Lovett, Wayne	2
1 . Willizhaun Yates, Springboro	2
4 . Seth Alejandrino, Centerville	1
4 . Jacob Taylor, Centerville	1
4 . Ross Coppock, Centerville	1

Road to the Playoffs

TEAMS	Week 1	Week 2	Week 3	Week 4	Week 5	Week 6	Week 7	Week 8	Week 9	Week 10
Lakota East	@Centerville	Hamilton	@Princeton	Fairfield	@Middletown	Colerain	@Sycamore	Lakota West	Oak Hills	@Mason
Dublin Coffman	@St. John's Jesuit	Centerville	Canton McKinney	Dublin Jerome	@Westerville Central	Olentangy Liberty	@Olentangy Orange	@Hilliard Davidson	Upper Arlington	@Hilliard Bradley
Pickerington Central	@Olentangy Liberty	Wayne	@Centerville	@Pickerington North	Garanna Lincoln	Newark	@Central Crossing	Groveport Madison	@Lancaster	Reynoldsburg
Miamisburg	West Carrollton	@Belbrook	Ponitz Tech	@Centerville	Wayne	@Northmont	Fairmont	@Beavercreek	Springfield	@Springboro
Northmont	@Butler	LaSalle	@Dumbar	@Fairmont	Centerville	Miamisburg	@Wayne	Springboro	Beavercreek	@Springfield
Springboro	Lebanon	Withrow	@Elder	@Beavercreek	Fairmont	@Centerville	@Springfield	@Northmont	@Wayne	Miamisburg
Beavercreek	@Xenia	@Ponitz Tech	Thurgood Marshall	Springboro	@Springfield	Wayne	@Centerville	Miamisburg	@Northmont	Fairmont
Springfield	St. Ignatius	DeMatha Catholic	@Trotwood Madison	@Wayne	Beavercreek	@Fairmont	Springboro	Centerville	@Miamisburg	Northmont
Fairmont	Alder	Trotwood	@LaSalle	Northmont	@Springboro	Springfield	@Miamisburg	Wayne	@Centerville	@Beavercreek
Wayne	Fairfield	@Pickerington Central	St Vincent-St Mary	Springfield	@Miamisburg	@Beavercreek	Northmont	@Fairmont	Springboro	Centerville

OHSAA Division I, Region 2

Rank	Average	Level 1	Level 2	Divisor	City	High School Name	OHSAA School ID	Wins	Losses	Division	Region
1	14.45	31.5	81.5	100	Lewis Center	Olentangy	1202	5	0	I	2
2	10.95	25.5	58.5	100	Huber Heights	Wayne	1638	4	1	I	2
3	10.75	30.5	46.5	100	Perrysburg	Perrysburg	1248	5	0	I	2
4	10.2	25.5	51	100	Delaware	Olentangy Berlin	1201	4	1	I	2
5	10.1	25.5	50	100	Dublin	Dublin Coffman	474	4	1	I	2
6	9.65	25.5	45.5	100	Centerville	Centerville	336	4	1	I	2
7	9.5	24	47	100	Findlay	Findlay	586	4	1	I	2
8	7.45	17.5	39.5	100	Kettering	Kettering Fairmont	807	3	2	I	2
9	7.25	22.5	27.5	100	Delaware	Delaware Hayes	704	4	1	I	2
10	6.5	18	29	100	Toledo	Whitmer	1704	3	2	I	2
11	5.6	13	30	100	Lewis Center	Olentangy Orange	1211	2	3	I	2
12	4.35	12.5	18.5	100	Dublin	Dublin Jerome	486	2	3	I	2
13	4.3347	13	17	98	Springfield	Springfield	1480	2	3	I	2
14	4.25	16	10.5	100	Miamisburg	Miamisburg	1020	3	2	I	2
15	3.2	13	6	100	Marysville	Marysville	970	2	3	I	2
16	2.1	10.5	0	99	Beavercreek	Beavercreek	178	2	3	I	2
17	1.9061	6.5	6	99	Powell	Olentangy Liberty	1203	1	4	I	2

Ohio State Polls

Ohio high school football state polls: AP, MP & how we voted

A look at the Buckeye State's top football teams in the MaxPreps Computer Rankings and latest Associated Press State Poll.

DIVISION I

1. Lakewood St. Edward (12)	4-1	199
2. Pickerington North (8)	5-0	189
3. Cincinnati Princeton (2)	5-0	152
4. Olentangy (1)	5-0	121
5. Gahanna Lincoln	5-0	115
6. Hilliard Bradley	5-0	102
7. Milford	5-0	93
8. Perrysburg	5-0	78
9. Hilliard Davidson	4-1	57
10. Canton McKinley	4-1	34

Others receiving 12 or more points: Centerville (1) 33, Cincinnati Elder 29, Huber Heights Wayne 26, Cincinnati St. Xavier 24, Cincinnati Moeller 19, Cleveland Heights 17, Westerville North 14.

How @EfrantzMP Voted

1. St. Edward
2. Pickerington North
3. Gahanna Lincoln
4. Princeton
5. Milford
6. Moeller
7. Elder
8. Olentangy
9. Hilliard Bradley
10. St. Xavier

1	St. Edward (Lakewood)	4-1	50.7	-2
2	Lincoln (Gahanna)	5-0	17.0	+5
3	PNHS (Pickerington)	5-0	24.6	-3
4	AMHS (Cincinnati)	2-3	43.7	+6
5	Princeton (Cincinnati)	5-0	18.1	-1
6	Milford	5-0	19.0	+3
7	St. Xavier (Cincinnati)	3-2	35.5	-5
8	Elder (Cincinnati)	3-2	35.8	-3
9	McKinley (Canton)	4-1	28.5	-5
10	Olentangy (Lewis Center)	5-0	16.2	+5
11	HBHS (Hilliard)	5-0	19.5	+8
12	HDHS (Hilliard)	4-1	10.2	-5
13	LWHS (West Chester)	3-2	22.1	-4
14	Dublin Coffman (Dublin)	4-1	22.4	+1
15	Cleveland Heights	4-1	22.5	+6
16	Wayne (Huber Heights)	4-1	23.5	-5
17	OBHS (Delaware)	4-1	21.6	+26
18	Centerville	4-1	22.2	-5
19	Hamilton	3-2	23.8	+2
20	Perrysburg	5-0	3.1	+1
21	PCHS (Pickerington)	2-3	35.9	-12
22	UAHS (Columbus)	4-1	15.1	-5
23	Mentor	2-3	29.3	-3
24	Jackson (Massillon)	4-1	11.6	+15
25	Findlay	4-1	12.2	-3

Drew Pasteur's Ohio Fantastic 50


Ohio High School Football Rankings

1. #3 [Archbishop Moeller \(2-3 D1 R4\)](#)
2. #5 [St Edward \(4-1 D1 R1\)](#)
3. #7 [Gahanna Lincoln \(5-0 D1 R3\)](#)
4. #8 [St Xavier \(3-2 D1 R4\)](#)
5. #9 [Princeton \(5-0 D1 R4\)](#)
6. #11 [Lakota West \(3-2 D1 R4\)](#)
7. #12 [Elder \(3-2 D1 R4\)](#)
8. #15 [Milford \(5-0 D1 R4\)](#)
9. #16 [Pickerington North \(5-0 D1 R3\)](#)
10. #18 [Springfield \(2-3 D1 R2\)](#)
11. #20 [Medina \(3-2 D1 R1\)](#)
12. #23 [Olentangy \(5-0 D1 R2\)](#)
13. #28 [Grove City \(4-1 D1 R3\)](#)
14. #30 [Canton McKinley \(4-1 D1 R1\)](#)
15. #32 [Hamilton \(3-2 D1 R4\)](#)
16. #33 [Mentor \(2-3 D1 R1\)](#)
17. #34 [Hilliard Bradley \(5-0 D1 R3\)](#)
18. #37 [Cleveland Heights \(4-1 D1 R1\)](#)
19. #38 [Wayne \(4-1 D1 R2\)](#)
20. #41 [Upper Arlington \(4-1 D1 R3\)](#)
21. #42 [Centerville \(4-1 D1 R2\)](#)
22. #43 [St Ignatius \(1-4 D1 R1\)](#)
23. #44 [Hilliard Davidson \(4-1 D1 R3\)](#)
24. #46 [Dublin Coffman \(4-1 D1 R2\)](#)
25. #48 [Findlay \(4-1 D1 R2\)](#)
26. #50 [Jackson \(Massillon\) \(4-1 D1 R1\)](#)
27. #51 [Olentangy Berlin \(4-1 D1 R2\)](#)
28. #57 [Perrysburg \(5-0 D1 R2\)](#)
29. #60 [Wadsworth \(4-1 D1 R1\)](#)
30. #65 [Pickerington Central \(2-3 D1 R3\)](#)
31. #68 [Mason \(2-3 D1 R4\)](#)
32. #69 [Berea-Midpark \(2-3 D1 R1\)](#)
33. #72 [Dublin Jerome \(2-3 D1 R2\)](#)
34. #79 [Whitmer \(3-2 D1 R2\)](#)
35. #92 [Kettering Fairmont \(3-2 D1 R2\)](#)
36. #95 [Olentangy Orange \(2-3 D1 R2\)](#)
37. #96 [Sycamore \(3-2 D1 R4\)](#)
38. #97 [Fairfield \(1-4 D1 R4\)](#)
39. #98 [Olentangy Liberty \(1-4 D1 R2\)](#)
40. #99 [Hilliard Darby \(3-2 D1 R3\)](#)
41. #100 [Westerville North \(5-0 D1 R3\)](#)
42. #103 [Lebanon \(2-3 D1 R4\)](#)
43. #107 [West Clermont \(3-2 D1 R4\)](#)
44. #109 [Middletown \(3-2 D1 R4\)](#)
45. #112 [Westerville Central \(0-5 D1 R3\)](#)
46. #114 [Miamisburg \(3-2 D1 R2\)](#)
47. #122 [Springboro \(1-4 D1 R4\)](#)
48. #125 [Lakota East \(0-5 D1 R4\)](#)
49. #135 [Oak Hills \(2-3 D1 R4\)](#)
50. #141 [Brunswick \(0-5 D1 R1\)](#)

Division I rankings

Updated 17-Sep-2023 10:53AM

Week 5 complete



2023 OFFICERS

QBC President - Greg Kerr
CFMC President - Sahar Ullery
Vice President - Jay Richards
Treasurer - Tom Thaxton
Communications & Site - John Wheatley
Business Development - Tony Miltenberger
Booster Representative - Bill Brinck
Senior Rep - John Wheatley
Junior Rep - Blake Newcomb
Sophomore Rep - Kyle Buhler
Freshmen Rep - Michael Gorman
8th Grade Rep - Paul Sawyer
7th Grade Rep - Jarrod Malott
Wee Elk Rep - Dawn Becker



PHOTOGRAPHS PROVIDED BY:

Barry Burtenshaw

Burtenshaw.smugmug.com

CHS STATISTICS PROVIDED BY:

Mike Stoner

Scott Lieberman

*The Quarterback Club offers players, families, coaches and fans an opportunity to contribute to the success of the team with gifts, works, and spirited support for Centerville football. We are a service club dedicated to **ELK PRIDE** in our efforts to provide financial and volunteer support.*

*Quarterback Club membership primarily consists of the parents of past, present, and future Centerville High School football players. **However, all community members and CHS football fans are welcome.***

2023 Projects include:

\$2,000 Player Scholarship

Team clothing and equipment including additional uniforms, team warm-ups, shirts, shoes, and player of the week award jackets.

Food including team breakfasts for playoff games, post scrimmage meals, food (steaks) for the Senior Dinner and Tailgate food before all home games.



QB Club Newsletter editor: Jim Ehrensberger
jim@ehrensberger.net