



Centerville Defense Impressive in Opener



**Aug 2022 Volume 20
Inside Issue 2**

Reggie Powers & Joseph Jean-Luis combine on the tackle

<i>Schedule</i>	2
<i>Inside the Headset</i>	3
<i>Elks-Lakota East DDN</i>	4
<i>Dublin Coffman Info</i>	5-7
<i>Will Smith Jr.</i>	8-9
<i>Lakota East Game Stats</i>	10
<i>Offensive Recap</i>	11-12
<i>Offensive Weapons</i>	13
<i>Defense Recap</i>	14-15
<i>Kicking Recap</i>	16
<i>Scoring Summary</i>	17
<i>Drive Chart</i>	18
<i>GWOC Standings</i>	19
<i>Road to the Playoffs</i>	20
<i>Ohio Football Polls</i>	21
<i>QB Club Mission</i>	22

The Centerville Elks opened their 74th football season with an impressive win over a tough Lakota East team last Friday night, 9-6. The Thunderhawks were ranked 7th in the 2022 Preseason Blitz 5 Top 25 presented by Tristate Football.com. The Elks defense, aka, The “Black Shirts”, held Lakota East to only 151 yards, 90 on the ground and 61 in the air. Led by Western Michigan commit, Joseph Jean-Louis’s 16 tackles, the Thunderhawks only crossed their 50 yard line 2 times. Lakota’s lineman, Austin Seireverid demonstrated why he will sign an Ohio State football scholarship this February. He was a force on both the offensive and defensive lines as well as handling the kicking duties. Seireverid averaged 46 yards on 4 punts, and 58 yards on two kickoffs.

Jackson Courville, 2021 All-Ohio 1st team kicker, put the first points of the year on the scoreboard with a 45 yard field goal in the first quarter. The offense had three drives stopped with two turnovers and a missed field goal attempt. Emable Wakilongo scored the first Elk touchdown in the third quarter and recorded his twelfth touchdown of his career. Junior Drake Wells made his first varsity start at quarterback. He completed 10 of 19 pass attempts, and 20 yards rushing.

Ross Coppock almost had a “pick-six”, intercepting a Aidan Troutman pass, and taking it back 55 yards to the Lakota East five yard line. He also forced a fumble and added three tackles for a great nights work. Matt Karpinsky recorded nine tackles and also played well on offense. Nic Bruder is the first helmet sticker recipient playing both offense, defense and special teams.

This Friday night, the Elks welcome the Shamrocks from Dublin Coffman on Wee Elk and Middle School night. Making the state playoffs has become a given for the Rocks, going to the playoffs 21 times and reaching the semi-finals twice in their rich football tradition. They are currently ranked 26th in Pasteur’s “Fantastic 50” and 39th in MaxPreps Ohio poll. They come to the “Black Hole” 1-0 after defeating St. John’s Jesuit Titans 14-7.

The Rocks and the Elks last met in the first round of the 2013 playoffs. Coffman, the 13th seed, pulled off a huge upset over the 4th seeded Elks 42-14. The boys are going to need a huge turn-out Friday night. Be there, great forecast, and.... **GO ELKS beat the ROCKS!**

Elk's Football Schedule

TEAM	OPPONENT	DATE	TIME	LOCATION
Varsity	Dublin Coffman	Friday 08-26	7:00 PM	Centerville Stadium
Freshmen	Dublin Coffman	Saturday 08-27	9:00 AM	Away
Junior Varsity	Dublin Coffman	Saturday 08-27	11:00 AM	Away
7th Grade	Springfield	Wednesday 08-31	5:30 PM	Centerville Stadium
8th Grade	Springfield	Wednesday 08-31	6:30 PM	Centerville Stadium



HAWKS' NEST

HAWKS	00:00	ELKS	
6	DAKTRONICS	0 9	

TIME OUTS LEFT	DOWN	TO GO	BALL ON	QTR	TIME OUTS LEFT
0	3	10	42	4	1



**Roofing
*Siding
*Windows
Since 1875*







Week 1 Results

TEAM	OPPONENT	DATE	ELKS	OPPONENT
Varsity	Lakota East	08-20	9	6
Junior Varsity	Lakota East	08-21	21	0
Freshmen	Lakota East	08-21	21	12

Inside the Headset



What were your top three take-aways from the Lakota East victory?

1. We can't start slow!. Our defense is very athletic, fast, and violent. They were a lot of fun to watch. They get a lot of guys to the ball and even when one guy misses an assignment, there are others playing fast to get to the ball and make up for it.
2. Our offense needs to keep working. We struggled to run the ball consistently and we need to be better. Overall, we need better offensive chemistry and we need to mature at a very fast rate.
3. Our team loves to compete. It's hard to coach that and they definitely have that character trait.

What were a couple of key turning points in the game?

"Our defense was able to create some really big turnovers. Those were all key turning points in the game because it kept a very good Lakota East offense off the field. The blocked PAT by Joseph Jean-Louis was a big play as it kept it a 3-point game. Lastly, I think them jumping offsidess when it was 4th and 5 from the 5 which made it 4th and goal from the 2.5-yardline was huge. It helped us score our only touchdown of the night."

You and the coaches emphasize how important hydration is, especially in this current part of the season. How big a factor was that last Friday night?

"Proper hydration/nutrition/rest is paramount for athletes if they want to play at their highest level. We had a few guys get cramps and so did Lakota East. If we want to win that part of the game, we absolutely must be better. It's all week. We have to be better in those areas or it will catch up to us. We firmly believe that."

You have personal experience with Dublin Coffman, having coached there six years. What is their football tradition and culture?

"I coached at Dublin Coffman from 2008 - 2013 under Mark Crabtree. It's an awesome school with great teachers and administration. I really enjoyed my time there and learned a lot. They have a great tradition of winning a lot of football games and creating great young men. They work hard, are coachable, and they're always tough."

What have you stressed in practice this week preparing for the Shamrocks?

"We have to pay attention to the gameplan and know it so well that we can execute it at a very high speed. Coffman will come after us on offense and defense in many different ways. We have to be fast and violent and we have to trust what we see. We have to do our job and be physical, otherwise we risk giving them an edge."

Who are their key players and what do they do well and how do you slow them down?

"Will Smith Jr. is a defensive end that is committed to Ohio State. He's very good and tough to block. Their offensive and defensive lines are what make them very dangerous. They get after you and let their skill guys go to work behind them. We have a tremendous amount of respect for their program and specifically the team they are putting out there this year."

Coach Ullery

HIGH SCHOOL FOOTBALL WEEK 1 HIGHLIGHTS

Centerville, Northmont, Springboro score Week 1 wins

By Travis Erickson
Staff Writer

Centerville's defense was dominant in a 9-6 season-opening win on the road against Lakota East on Friday night.

Jackson Courville put Centerville on the board with a 45-yard field goal and the Elks took a 3-0 lead into the half.

Centerville added to its lead in the third quarter, capitalizing on a fumble recovery when Emable Wakilongo reached the end zone on a 3-yard carry.

Lakota East had a rushing score midway through the fourth quarter but the Elks shut the door the rest of the way.

Ross Coppock had an inter-

ception and Matthew Karpinsky recovered a fumble late to highlight the stingy Centerville defensive effort.

Northmont 49, Butler 13: Cahke' Cortner tossed a pair of touchdowns and ran for two more in the first quarter to help Northmont pull away early. Cortner finished 8-of-11 for 94 yards with two scores through the air along with 108 rushing yards and two scores. Payton Lupton tacked on a 100-yard punt return and Larry Lockwood had a pick-six. A.J. Turner and Jay Ingram each had a rushing TD for Butler.

Springboro 21, Lebanon 19: Evan Ruzzo connected on two touchdown tosses to Peyton Howard and one to Allan Hopkins and the



Springboro defense had a big two-point conversion stop in the final minute to hold off a Lebanon rally.

Tecumseh 48, Fairborn 13: Tecumseh piled up over 400 yards on the ground, led by Lucas Berner's 220-

yard effort with three touchdowns. Josiah Botello added two TD runs. J.T. Smith passed for 205 yards in a losing effort for Fairborn with one TD throw and one TD run.

Piqua 55, Belmont 0:

Centerville's Reggie Powers looks for room to run in Friday's season opener at Lakota East. The Elks won 9-6. NICK GRAHAM/STAFF

Bryson Roberts rumbled for a pair of touchdowns, Brady Ouhl threw one TD and Dre'Sean Roberts had a 98-yard kickoff return for a score to pace Piqua. Sam Schmiesing, Andrew Miller, Ky Warner and Jerico Burns each added a TD run.

Troy 56, Dunbar 24: Nick Kawecki ran for three touchdowns and Colin Stoltz and Jahari Ward added two scoring runs apiece for Troy. Logan Ullery also nabbed an interception return for a score.

Valley View 31, Shawnee 7: Senior Jacob Clark rushed for two TDs and junior Caden Henson threw an 82-yard TD pass to senior Troy Hypes as Valley View jumped out to a 21-7 halftime lead.

Eaton 44, Greenville 13: Brock Ebright finished with 259 passing yards, two touchdown throws and a rushing score to lead Eaton. Cordis Berard ran for 102 yards with two second-half scores. Brock Short scored twice for Greenville.

Brookville 54, Tri-County North 20: Brookville capitalized on five turnovers in the first half to build an early lead. Keegan Mehr finished 6-of-7 with two touchdowns through the air along with a rushing TD. Tim Davis tacked on 105 yards rushing with two scores.

Marion Local 21, Wapakoneta 7: Tate Hess had a second-quarter TD run and Kyle Otte ran for two TDs in the fourth quarter for Local.



Coffman - Jesuit Recap

7



14

ST. JOHN'S JESUIT TITANS

DUBLIN COFFMAN SHAMROCKS

TEAM STATS

PLAY BY PLAY

ROSTERS

	SAI	DCHS
Number of Plays	56	43
Total Offense	279	221
Time of Possession	25:07	22:53
Rushing Attempts - Yards	34 - 194	36 - 174
Passing Completions/Attempts	11/22	3/7
Passing Yards	85	47
Passing Touchdowns - Interceptions	0 - 2	0 - 0
Fumbles - Lost	0 - 0	1 - 1
Turnovers	2	1
First Downs	12	9
First Downs - Rushing	8	5
First Downs - Passing	4	2
First Downs - Penalties	0	2
Third Down Conversions/Attempts	3/13 (23.1%)	4/10 (40%)
Fourth Down Conversions/Attempts	4/6 (66.7%)	1/3 (33.3%)
Penalties - Yards	10 - 95	3 - 25
Defensive Sacks - Yards	0 - 0	0 - 0
Punts - Average	5 - 35.4	3 - 29.3

PASSING STATS

	Cmp	Att	Yds	Cmp%	TD	Int
#12 Quinn Hart	3	7	47	42.9%	0	0

RUSHING STATS

	Att	Yds	Avg	TD
#12 Quinn Hart	24	145	6	1
#8 Carson Cox	2	12	6	1
#1 Michael Anderson	8	11	1.4	0
#10 Amari Valerio-Hudson	1	6	6	0
Team	1	0	0	0

RECEIVING STATS

	Rec	Yds	Avg	TD
#1 Michael Anderson	1	32	32	0
#10 Amari Valerio-Hudson	2	15	7.5	0

DEFENSIVE STATS

	Tkl	Solo	Ast	Sac	TFL	Int
#4 Jaden Cooper	0	0	0	0	0	2

KICKING STATS

	FG	FGA	XP	Pts
#18 Matthew Schramm	0	0	2	2

PUNTING STATS

	Att	Yds	Avg	I20
#88 Azariah Thompson	3	85	29.3	0

DUBLIN COFFMAN Campus Map



ELEVENWARRIORS.COM

Coffman - Centerville Preview



0



0

DUBLIN COFFMAN SHAMROCKS

CENTERVILLE ELKS

GAME SUMMARY

	SAI	DCHS
Passing Yards	85	47
Rushing Yards	194	174
First Downs	12	9
Turnovers	2	1
Penalties - Yards	10 - 95	3 - 25

	EAS	CEN
FIRST DOWN	14	14
RUSHES / YARDS (NET)	34/90	36/97
PASSING YARDS (NET)	61	123
Passes Att/Comp/Int	12/7/1	19/10/1
TOTAL OFFENSE PLAYS/YARDS	46 / 151	55 / 220
Fumble Returns / Yards	1 / 37	0 / 0
Punt Returns / Yards	0 / 0	2 / 11
Kickoff Returns / Yards	0 / 0	1 / 6
Interception Returns / Yards	1 / 0	1 / 55
Punts (Number/Avg)	4 / 46	3 / 40
Fumbles / Lost	6 / 2	1 / 1
Penalties / Yards	7 / 78	5 / 43
Possession Time	23:31	24:29
Sacks By: Number/Yards	2 / 10	1 / 5



Dublin Coffman (22-23)



Centerville (22-23)

Dublin Coffman (22-23)						Centerville (22-23)					
OH		Div.				OH		Div.			
124		39				45		17			
Overall	Home	Away	Win %	PF	PA	Overall	Home	Away	Win %	PF	PA
1-0	1-0	0-0	1.000	14	7	1-0	0-0	1-0	1.000	9	6



Dublin Coffman's Michael Anderson (6) reaches for a touchdown while Olentangy Liberty's Colin Mulder (1) drags him down during a game on Sept. 24, 2021, at Dublin Coffman High School in Dublin, Ohio.

Kevin Lam, ThisWeek

Advertisement


Elks Prepare for the Rocks



Coach Adam Taylor expects perfect OL stances



Coach Derek Gilbert emphasizes DB technique



Coach Mike Savino works with QB Gavin Monturo



Coach Greg Karpinsky works with the DL "get-offs"



ELEVEN WARRIORS



THREE-STAR DEFENSIVE TACKLE, OHIO STATE LEGACY WILL SMITH JR. COMMITS TO THE BUCKEYES

By Garrick Hodge on January 23, 2022 at 5:44 pm [@garrick_hodge](#)



Did you really think he was going to go anywhere else?

From the moment Ohio State officially extended an offer to legacy three-star defensive tackle Will Smith Jr. on January 14, it was only a matter of time until he committed to the Scarlet and Gray.

What seemed inevitable became official nine days later when he gave his verbal commitment to Ryan Day and defensive coach Larry Johnson after he made the 15-minute trek for an unofficial visit to Ohio State on Saturday. He announced his commitment to the public on Sunday evening.



Will Smith Jr. (cont)

"It's obviously something I've been seriously thinking about since they offered last week," Smith Jr. told *Eleven Warriors*. "But even before that. I wasn't focused on them as much as I was focused on the schools that had offered me but it was always something in my mind. So when it came, it just got real and I thought a lot about it and talked it over with my mom a lot. When I had a chance to get there for a visit (Saturday) and I was able to get some questions answered and just get a better feel for the coaches and the program.

"I just left there today knowing it was home."

Most Buckeye fans will remember Smith Jr.'s father well. The elder Will Smith was an Ohio State team captain and four-year letterwinner who finished his collegiate career with 167 total tackles, 46.5 tackles for loss and 23 sacks and was selected by the Saints with the 18th pick of the first round of the NFL draft in 2004. Smith Sr., who wore No. 93 at OSU, helped lead the Buckeyes to a national championship in 2002 and was an All-American and the Big Ten Defensive Player of the Year in 2003. Tragically, he was shot and killed in New Orleans in 2016.

THE SMITH JR. FILE

CLASS: 2023
SIZE: 6-3/260
POS: Defensive tackle
SCHOOL: Dublin Coffman (Dublin, Ohio)
COMPOSITE RATING: ★★★
COMPOSITE RANK: #540 (#71 DL)

"It means so much," Smith Jr. told *Eleven Warriors* about following in his father's footsteps. "I wish he could be here to see it, but I know he would be so happy and proud."

POS	NAME	RATING	RANK	SIZE	SCHOOL
TE	TY LOCKWOOD	★★★★	#124 NATL #9 TE	6-5 225	Independence (Thompson's Station, TN)
IOL	JOSHUA PADILLA	★★★★	#126 NATL #6 IOL	6-4 265	Wayne (Dayton, OH)
S	CEDRICK HAWKINS	★★★★	#226 NATL #20 S	6-0 165	Cocoa (Cocoa, FL)
DL	WILL SMITH JR.	★★★	#540 NATL #71 DL	6-3 260	Dublin Coffman (Dublin, OH)

Prospect Rating Data: 247Sports

Smith Jr.'s offer from the Buckeyes was made possible by his own work ethic. After attending numerous OSU camps over the summer and later attending two Buckeyes games this fall, Smith Jr. was told by Johnson he needed to bulk up before the start of his senior season if he wanted to get an OSU offer. Smith Jr. put on more than 10 pounds of muscle and now sits at 6-foot-3 and 260-pounds.

The Dublin Coffman standout is the fourth Ohio State commit in the 2023 cycle and the second from Ohio, alongside Wayne offensive lineman **Joshua Padilla**. Smith Jr. is ranked as the No. 540 overall prospect in the class and the 71st-best defensive lineman, according to 247Sports' composite rankings.

Lakota East Game Statistics



Lakota East vs. Centerville 8/17/2022 Lakota, OH

TEAM	CEN (VISITOR)	EAS (HOME)
First Downs	14	14
--Rushing	4	8
--Passing	7	3
--Penalty	3	3
Rushing Attempts	36	34
Yards Gained Rushing	112	115
Yards Lost Rushing	15	25
Net Yards Rushing	97	90
Net Yards Passing	123	61
--Passes Attempted	19	12
--Passes Completed	10	7
--Had Intercepted	1	1
Total Offensive Plays	55	46
Total Net Yards	220	151
--Average Gain Per Play	4.0	3.3
Fumbles: Number / Lost	1 / 1	6 / 2
Penalties: Number / Yards	5 / 43	7 / 78
Number of Punts / Yards	3 / 120	4 / 182
--Average Per Punt	40.0	45.5
Punt Returns: Number / Yards	2 / 11	0 / 0
Number of Kickoffs / Yards	3 / 180	2 / 117
--Average Per Kick	60.0	58.5
--Touchbacks	3	1
Kickoff Returns: Number / Yards	1 / 6	0 / 0
Interception Returns: Number / Yards	1 / 55	1 / 0
Fumble Returns: Number / Yards	0 / 0	1 / 37
Miscellaneous Yards	0	0
Possession Time	24:29	23:31
Third Down Conversions	4 of 12	4 of 10
Fourth Down Conversions	2 of 2	0 of 0
Redzone Conversions:	1 of 3	1 of 1
Redzone Touchdowns:	1	1
Redzone Field Goals Made:	0	0
Sacks By: Number / Yards	1 / 5	2 / 10

Offensive Statistics

Centerville VISITOR

No	Rushing	Att	Gain	Lost	Net	TD	Long
4	Emable Wakilongo	21	64	1	63	1	15
12	Drake Wells	10	32	12	20	0	16
9	Braylon Newcomb	1	8	0	8	0	8
3	Reggie Powers	2	8	0	8	0	4
0	TEAM	2	0	2	-2	0	0
Total		36	112	15	97	1	16

No	Passing	Att	Cmp	Int	Yds	TD	Long	Sacks
12	Drake Wells	19	10	1	123	0	30	2
Total		19	10	1	123	0	30	2

No	Pass Receiving	No	Yds	TD	Long
2	Nic Bruder	3	33	0	24
3	Reggie Powers	3	25	0	15
88	Bryce Cowgill	1	30	0	30
14	Sean Cole	1	16	0	16
1	Emmanuel Deng	1	13	0	13
24	Jamar Montgomery	1	6	0	6
Total		10	123	0	30

No	All-Purpose	Run	Rcv	KR	PR	IR	Total
4	Emable Wakilongo	63	0	0	0	0	63
6	Ross Coppock	0	0	0	0	55	55
2	Nic Bruder	0	33	0	6	0	39
3	Reggie Powers	8	25	0	0	0	33
88	Bryce Cowgill	0	30	0	0	0	30
12	Drake Wells	20	0	0	0	0	20
14	Sean Cole	0	16	0	0	0	16
1	Emmanuel Deng	0	13	0	0	0	13
9	Braylon Newcomb	8	0	0	0	0	8
24	Jamar Montgomery	0	6	0	0	0	6
8	Joseph Jean-Louis	0	0	6	0	0	6
10	Seth Alejandrino	0	0	0	5	0	5
Total		99	123	6	11	55	294

Lakota East HOME

No	Rushing	Att	Gain	Lost	Net	TD	Long
1	Eric Davis	16	55	0	55	1	12
12	Aidan Troutman	11	47	17	30	0	23
2	Bryce Taylor	2	4	1	3	0	4
25	Nick Miller	3	9	7	2	0	6
32	Marvin Richter	1	0	0	0	0	0
7	Justin Green	1	0	0	0	0	0
Total		34	115	25	90	1	23

No	Passing	Att	Cmp	Int	Yds	TD	Long	Sacks
12	Aidan Troutman	12	7	1	61	0	30	1
Total		12	7	1	61	0	30	1

No	Pass Receiving	No	Yds	TD	Long
2	Bryce Taylor	2	40	0	30
19	Andy Vogelmann	2	13	0	7
32	Marvin Richter	1	10	0	10
88	Noah Rauch	1	2	0	2
7	Justin Green	1	-4	0	0
Total		7	61	0	30

No	All-Purpose	Run	Rcv	KR	PR	IR	Total
1	Eric Davis	55	0	0	0	0	55
2	Bryce Taylor	3	40	0	0	0	43
12	Aidan Troutman	30	0	0	0	0	30
19	Andy Vogelmann	0	13	0	0	0	13
32	Marvin Richter	0	10	0	0	0	10
88	Noah Rauch	0	2	0	0	0	2
25	Nick Miller	2	0	0	0	0	2
7	Justin Green	0	-4	0	0	0	-4
Total		90	61	0	0	0	151



Offensive Action



Offensive Weapons



Reggie Powers



Nic Bruder

Defensive Statistics

---- Centerville										
No	Player Name	Solo	Ast	Total	Sacks/Yds	TFL/Yds	FR/Yds	Int/Yds	BrUp	Other
8	Jean-Louis, Joseph	9	7	16	1.0/5.0	3.0/13.0	-	-	-	1 BX
5	Karpinsky, Matthew	3	6	9	-	-	1/0	-	-	1 FF
3	Powers, Reggie	2	2	4	-	1.0/1.0	1/0	-	-	
50	Gay, Cameron	0	4	4	-	-	-	-	-	
6	Coppock, Ross	2	1	3	-	-	-	1/55	-	1 FF
25	Mullinger, Jacob	1	2	3	-	-	-	-	-	
11	Johnson, Peyton	1	1	2	-	-	-	-	-	
44	Smith, Loukas	0	2	2	-	-	-	-	-	
10	Alejandrino, Seth	1	0	1	-	-	-	-	-	
2	Bruder, Nic	1	0	1	-	-	-	-	-	
1	Deng, Emmanuel	1	0	1	-	-	-	-	-	
71	Hough, Zane	1	0	1	-	-	-	-	-	
84	Keely, Mason	0	1	1	-	-	-	-	-	
30	Seeley, Ben	0	1	1	-	-	-	-	-	
55	Siy, Lual	0	1	1	-	-	-	-	-	
Total		22	28	50	1.0/5.0	4.0/14.0	2/0	1/55	0	


Legend: Solo- Unassisted Tackles Ast- Assisted Tackles Total- Total Tackles Sacks- Quarterback Sacks TFL- Tackles For Loss FR- Fumble Recoveries Returned Int- Pass Interceptions BrUp- Broken Passes Up Other- FF=Forced fumble, BP=Blocked punt, BF=Blocked field goal



Defensive Leaders - All Games

	TEAM	G	YDS	YPG	RUSH	RUSH YPG	PASS	PASS YPG	PTS	PTS/G
1	Centerville	1	151	151.0	90	90.0	61	61.0	6	6.0
2	Fairmont	1	170	170.0	31	31.0	139	139.0	7	7.0
3	Springboro	1	197	197.0	77	77.0	120	120.0	19	19.0
4	Northmont	1	219	219.0	37	37.0	182	182.0	13	13.0
5	Wayne	1	385	385.0	240	240.0	145	145.0	41	41.0
6	Miamisburg	1	432	432.0	309	309.0	123	123.0	26	26.0
7	Beavercreek	1	512	512.0	320	320.0	192	192.0	40	40.0

Defensive Action



Ross Coppock's interception and 55 yard run back

Kicking Statistics

No	Punting	No	Yds	Avg	TB	I20	Long
28	Jackson Courville	3	120	40.0	0	2	49
Total		3	120	40.0	0	2	49

No	Punting	No	Yds	Avg	TB	I20	Long
72	Austin Siereveld	4	182	45.5	0	0	52
Total		4	182	45.5	0	0	52

No Returns*	Punt No	Yds	LP	Kickoff No	Yd	LP	Int.Pass No	Yds	LP
10	Seth Alejandrino	1	5	5	0	0	0	0	0
2	Nic Bruder	1	6	6	0	0	0	0	0
8	Joseph Jean-Louis	0	0	0	1	6	6	0	0
6	Ross Coppock	0	0	0	0	0	1	55	55
Total		2	11	6	1	6	6	1	55

No Returns*	Punt No	Yds	LP	Kickoff No	Yd	LP	Int.Pass No	Yds	LP
52	Harrison Clute	0	0	0	0	0	0	1	0
Total		0	0	0	0	0	0	1	0

*Fumble Returns Listed on Defensive Statistics Chart.

No	Field Goals	Distance	Result
28	Jackson Courville	27	Miss
28	Jackson Courville	45	Good

No	Field Goals	Distance	Result

No	Kickoffs	No	Yds	Avg	TB	FC	OB
28	Jackson Courville	3	180	60.0	3	0	0
Total		3	180	60.0	3	0	0

No	Kickoffs	No	Yds	Avg	TB	FC	OB
72	Austin Siereveld	2	117	58.5	1	0	0
Total		2	117	58.5	1	0	0



Scoring Summary

SCORE BY QUARTERS	1	2	3	4	OT	TOTAL
(V) Centerville	3	0	6	0	0	9
(H) Lakota East	0	0	0	6	0	6

Team	Qtr.	Time	Scoring Play	Conversion	Plays/Yds	Score
CEN	1	05:31	Jackson Courville 45 yard Field Goal attempt GOOD, clock 05:31		7 / 36	3 - 0
CEN	3	04:50	Emable Wakilongo Carries(Hand Off) TOUCHDOWN, clock 04:50 3 yds	PAT Run by Drake Wells NO Good	4 / 8	9 - 0
EAS	4	07:28	Eric DAVIS Carries(Hand Off) TOUCHDOWN, clock 07:33 3 yds	PAT Kick by Randy GONZALEZ blocked by Joseph Jean-Louis downed for 0 yards	6 / 62	9 - 6

#72 Austin Siereveld for Lakota East OL DL going to OSU. Turned down Alabama & Notre Dame

Time of Game: Kickoff: 07:00 PM End of Game: 09:31 PM Total Elapsed Time. 2:31

Officials: Mark Kling Dan Hill Ben Levin
 Robert Kruthaupt Doug Kruthaupt

Temperature: 85

Weather: Clear

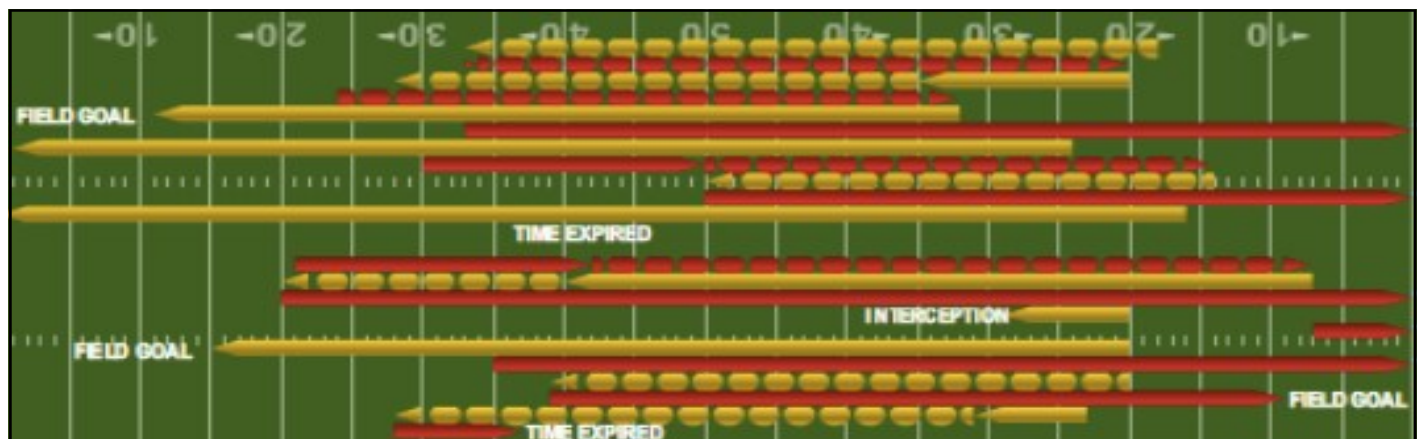


CEN vs EAS (FINAL)
(08/17/2022 at Hawks Nest)
Lakota, OH

#	Team	Drive Started			Drive Ended			Drive Consumed			
		Quarter	Yd. Line	Time	How Obtained	Yd. Line	Time	How Lost	Yards	Plays	Time
1	EAS	1	20	12:00	Kickoff	32	08:22	Punt	12	6	03:38
1	CEN	1	36	08:22	Punt	Op 28	05:31	Field Goal	36	7	02:51
2	EAS	1	20	05:31	Kickoff	37	02:02	Punt	17	5	03:29
2	CEN	1/2	21	02:02	Punt	Op 27	10:12	Interception	52	8	03:50
3	EAS	2	28	10:12	Interception	Op 49	06:45	Interception	23	6	03:27
3	CEN	2	Op 5	06:45	Interception	Op 10	05:58	Missed FG	-5	4	00:47
4	EAS	2	20	05:58	Missed FG	25	02:29	Punt	5	6	03:29
4	CEN	2	28	02:29	Punt	41	01:44	Punt	13	4	00:45
5	EAS	2	10	01:44	Punt	19	00:00	End Half	9	3	01:44
5	CEN	3	20	12:00	Kickoff	38	07:43	Punt	18	7	04:17
6	EAS	3	15	07:43	Punt	8	06:04	Fumble	-7	3	01:39
6	CEN	3	Op 8	06:04	Fumble	Op 0	04:50	Touchdown	8	4	01:14
7	EAS	3	20	04:50	Kickoff	20	03:35	Punt	0	3	01:15
7	CEN	3/4	30	03:35	Punt	Op 1	09:46	Fumble	69	12	05:49
8	EAS	4	38	09:46	Fumble	Op 0	07:28	Touchdown	62	6	02:18
8	CEN	4	14	07:28	Kickoff	Op 46	04:23	Punt	40	6	03:05
9	EAS	4	22	04:23	Punt	Op 29	01:51	Fumble	49	8	02:32
9	CEN	4	29	01:51	Fumble	40	00:00	End Game	11	5	01:51

Centerville	First	Second	Third	Fourth	First	Second	Final
	Quarter	Quarter	Quarter	Quarter	Half	Half	
Time of Possession	04:53	03:20	09:06	07:10	08:13	16:16	24:29
Third-Down Conversions	2-3	0-2	0-2	2-5	2-5	2-7	4-12
Average Field Position	28	Op 39	47	21	45	37	40
Fourth-Down Conversions	0-0	0-0	1-1	1-1	0-0	2-2	2-2

Lakota East	First	Second	Third	Fourth	First	Second	Final
	Quarter	Quarter	Quarter	Quarter	Half	Half	
Time of Possession	07:07	08:40	02:54	04:50	15:47	07:44	23:31
Third-Down Conversions	1-3	2-4	0-2	1-1	3-7	1-3	4-10
Average Field Position	20	19	17	30	19	23	21
Fourth-Down Conversions	0-0	0-0	0-0	0-0	0-0	0-0	0-0





Standings

TEAMS	CONFERENCE				OVERALL				
	W-L	PCT	PF	PA	W-L	PCT	PF	PA	STRK
Centerville	0 - 0	.000	0	0	1 - 0	1.000	9	6	W1
Fairmont	0 - 0	.000	0	0	1 - 0	1.000	31	7	W1
Miamisburg	0 - 0	.000	0	0	1 - 0	1.000	62	26	W1
Northmont	0 - 0	.000	0	0	1 - 0	1.000	49	13	W1
Springboro	0 - 0	.000	0	0	1 - 0	1.000	21	19	W1
Springfield	0 - 0	.000	0	0	0 - 0	.000	0	0	-
Beavercreek	0 - 0	.000	0	0	0 - 1	.000	3	40	L1
Wayne	0 - 0	.000	0	0	0 - 1	.000	24	41	L1

Recent Results

FRIDAY, AUGUST 19, 2022

Miamisburg 62, West Carrollton 26

Springboro 21, Lebanon 19

Northmont 49, Butler 13


Xenia 40, Beavercreek 3

Centerville 9, Lakota East 6

THURSDAY, AUGUST 18, 2022

Fairfield 41, Wayne 24

Fairmont 31, Alter 7





Road to the Playoffs




TEAMS	Week 1	Week 2	Week 3	Week 4	Week 5	Week 6	Week 7	Week 8	Week 9	Week 10
Lakota East 	Centerville 	Lakota West 	Princeton 	@Middletown 	@Hamilton 	Mason 	@Sycamore 	Colerain 	Oak Hills 	@Fairfield
Dublin Coffman 	St. John's Jesuit 	@Centerville 	@Canton McKinley 	@Dublin Jerome 	Westerville Central 	@Olentangy Liberty 	Olentangy Orange 	Hilliard Davidson 	@Upper Arlington 	Hilliard Bradley
Gahanna-Lincoln 	Mason 	Groveport Madison 	@Centerville 	@Reynoldsburg 	Pickerington Central 	@Westland 	New Albany 	@Westerville Central 	Grove City 	@Pickerington North
Miamisburg 	@West Carrollton 	Bellbrook 	@Harrison 	Centerville 	@Wayne 	Northmont 	@Fairmont 	Beavercreek 	@Springfield 	Springboro
Northmont 	Butler 	@Richmond 	@Hilliard Davidson 	Fairmont 	@Centerville 	@Miamisburg 	Wayne 	@Springboro 	@Beavercreek 	Springfield
Springboro 	@Lebanon 	@Withrow 	Elder 	Beavercreek 	@Fairmont 	Centerville 	@Springfield 	Northmont 	Wayne 	@Miamisburg
Beavercreek 	@Xenia 	@Franklin 	Ponitz Tech 	@Springboro 	Springfield 	@Wayne 	Centerville 	@Miamisburg 	Northmont 	@Fairmont
Springfield 	St. Ignace 		Trotwood Madison 	Wayne 	@Beavercreek 	Fairmont 	Springboro 	@Centerville 	Miamisburg 	@Northmont
Fairmont 	@Altus 	@Trotwood 	LaSalle 	@Northmont 	Springboro 	@Springfield 	Miamisburg 	@Wayne 	Centerville 	Beavercreek
Wayne 	@Franklin 	Reynoldsburg 	Pickerington Central 	@Springfield 	Miamisburg 	Beavercreek 	@Northmont 	Fairmont 	@Springboro 	@Centerville

Current Rank	Rated W-L	ID #	Mailing City	School	Current Average	Level 1	Level 2	L2 divisor (current)
1t	1-0	336	Centerville	Centerville	6.5000	6.5	0.0	100
1t	1-0	486	Dublin	Dublin Jerome	6.5000	6.5	0.0	100
1t	1-0	1211	Lewis Center	Olentangy Orange	6.5000	6.5	0.0	100
4t	1-0	474	Dublin	Dublin Coffman	6.0000	6.0	0.0	100
4t	1-0	1704	Toledo	Whitmer	6.0000	6.0	0.0	100
6t	1-0	1020	Miamisburg	Miamisburg	5.5000	5.5	0.0	100
6t	1-0	1142	Clayton	Northmont	5.5000	5.5	0.0	100
8t	1-0	704	Delaware	Delaware Hayes	5.0000	5.0	0.0	100
8t	1-0	807	Kettering	Kettering Fairmont	5.0000	5.0	0.0	100
10t	0-1	178	Beavercreek	Beavercreek	0.0000	0.0	0.0	100
10t	0-1	586	Findlay	Findlay	0.0000	0.0	0.0	100
10t	0-1	970	Marysville	Marysville	0.0000	0.0	0.0	100
10t	0-1	1202	Lewis Center	Olentangy	0.0000	0.0	0.0	100
10t	0-1	1201	Delaware	Olentangy Berlin	0.0000	0.0	0.0	100
10t	0-1	1203	Powell	Olentangy Liberty	0.0000	0.0	0.0	100
10t	0-1	1248	Perrysburg	Perrysburg	0.0000	0.0	0.0	100
10t	0-0	1480	Springfield	Springfield	0.0000	0.0	0.0	90
10t	0-1	1638	Huber Heights	Wayne	0.0000	0.0	0.0	100

#	School	Ovr.	Rating	Str.
1	St. Edward (Lakewood)	1-0	53.9	37.8
2	Springfield	0-0	48.4	0.0
3	Lakota West (West Chester)	1-0	47.7	37.6
4	Pickerington Central (Pickerington)	1-0	40.1	5.5
5	Archbishop Moeller (Cincinnati)	1-0	38.9	34.7
6	St. Xavier (Cincinnati)	0-1	37.6	47.7
7	St. Ignatius (Cleveland)	0-0	37.3	0.0
8	Upper Arlington (Columbus)	1-0	34.5	8.3
9	Princeton (Cincinnati)	1-0	32.2	17.5
10	New Albany	1-0	31.0	25.7
11	Mentor	1-0	29.3	17.6
12	Marysville	0-1	25.7	31.0
13	Pickerington North (Pickerington)	1-0	23.9	0.0
14	Lincoln (Gahanna)	1-0	23.7	10.9
15	Fairfield	1-0	22.8	18.5
16	Elder (Cincinnati)	1-0	21.2	8.3
17	Centerville	1-0	20.6	16.5
18	Medina	1-0	20.6	2.5
19	Milford	1-0	19.1	14.7
20	Wayne (Huber Heights)	0-1	18.5	22.8
21	Whitmer (Toledo)	1-0	18.2	-8.3
22	McKinley (Canton)	0-1	17.6	29.3
23	Findlay	0-1	16.5	20.3
24	Lakota East (Liberty Township)	0-1	16.5	20.6
25	Colerain (Cincinnati)	0-1	16.3	26.0
26	Hilliard Bradley (Hilliard)	1-0	14.3	6.4
27	Fairmont (Kettering)	1-0	11.7	-3.0
28	Stow-Munroe Falls (Stow)	1-0	11.5	-38.3
29	Cleveland Heights	1-0	11.5	7.5
30	Mason	0-1	10.9	23.7
31	Berea-Midpark (Berea)	0-1	10.3	24.4
32	Jackson (Massillon)	1-0	9.6	-3.0
33	Dublin Jerome (Dublin)	1-0	8.8	8.6
34	Perrysburg	0-1	8.6	8.8
35	Reynoldsburg	0-1	8.3	34.5
36	Springboro	1-0	7.7	-2.1
37	Brunswick	0-1	7.5	11.5
38	Wadsworth	1-0	7.3	3.5
39	Dublin Coffman (Dublin)	1-0	6.7	0.0
40	Olentangy Berlin (Delaware)	0-1	6.4	14.3
41	Olentangy Orange (Lewis Center)	1-0	6.1	-0.4
42	Olentangy Liberty (Powell)	0-1	5.5	40.1
43	Northmont (Clayton)	1-0	2.7	-12.9
44	Olentangy (Lewis Center)	0-1	2.7	18.5
45	Hamilton	1-0	2.6	-7.8
46	Oak Hills (Cincinnati)	1-0	2.6	1.1
47	Sycamore (Cincinnati)	0-1	2.6	34.9
48	Miamisburg	1-0	0.7	-40.7
49	GlenOak (Canton)	1-0	0.7	-12.1
50	Lancaster	0-1	0.0	23.9

- #1 [West Chester Lakota West \(1-0 D1 R4\)](#)
- #2 [Lakewood St Edward \(1-0 D1 R1\)](#)
- #3 [Cincinnati St Xavier \(0-1 D1 R4\)](#)
- #4 [Pickerington Central \(1-0 D1 R3\)](#)
- #6 [Cincinnati Archbishop Moeller \(1-0 D1 R4\)](#)
- #7 [Upper Arlington \(1-0 D1 R3\)](#)
- #8 [Springfield \(0-0 D1 R2\)](#)
- #9 [Medina \(1-0 D1 R1\)](#)
- #11 [Cleveland St Ignatius \(0-0 D1 R1\)](#)
- #14 [New Albany \(1-0 D1 R3\)](#)
- #16 [Cincinnati Princeton \(1-0 D1 R4\)](#)
- #17 [Mentor \(1-0 D1 R1\)](#)
- #20 [Cincinnati Elder \(1-0 D1 R4\)](#)
- #24 [Pickerington North \(1-0 D1 R3\)](#)
- #26 [Cincinnati Colerain \(0-1 D1 R4\)](#)
- #27 [Fairfield \(1-0 D1 R4\)](#)
- #33 [Cleveland Heights \(1-0 D1 R1\)](#)
- #41 [Kettering Fairmont \(1-0 D1 R2\)](#)
- #42 [Centerville \(1-0 D1 R2\)](#)
- #43 [Marysville \(0-1 D1 R2\)](#)
- #45 [Toledo Whitmer \(1-0 D1 R2\)](#)
- #50 [Canton McKinley \(0-1 D1 R1\)](#)
- #54 [Liberty Township Lakota East \(0-1 D1 R4\)](#)
- #57 [Milford \(1-0 D1 R4\)](#)
- #58 [Stow-Munroe Falls \(1-0 D1 R1\)](#)
- #60 [Dublin Coffman \(1-0 D1 R2\)](#)
- #61 [Gahanna Lincoln \(1-0 D1 R3\)](#)
- #63 [Reynoldsburg \(0-1 D1 R3\)](#)
- #66 [Mason \(0-1 D1 R4\)](#)
- #72 [Hilliard Bradley \(1-0 D1 R3\)](#)
- #74 [Huber Heights Wayne \(0-1 D1 R2\)](#)
- #76 [Clayton Northmont \(1-0 D1 R2\)](#)
- #77 [Findlay \(0-1 D1 R2\)](#)
- #78 [Dublin Jerome \(1-0 D1 R2\)](#)
- #83 [Brunswick \(0-1 D1 R1\)](#)
- #84 [Springboro \(1-0 D1 R4\)](#)
- #85 [Hilliard Darby \(0-1 D1 R3\)](#)
- #86 [Wadsworth \(1-0 D1 R1\)](#)
- #87 [Powell Olentangy Liberty \(0-1 D1 R2\)](#)
- #88 [Delaware Olentangy Berlin \(0-1 D1 R2\)](#)
- #92 [Lewis Center Olentangy Orange \(1-0 D1 R2\)](#)
- #96 [Hamilton \(1-0 D1 R4\)](#)
- #98 [Massillon Jackson \(1-0 D1 R1\)](#)
- #102 [Perrysburg \(0-1 D1 R2\)](#)
- #106 [Cincinnati Sycamore \(0-1 D1 R4\)](#)
- #111 [Miamisburg \(1-0 D1 R2\)](#)
- #124 [Berea-Midpark \(0-1 D1 R1\)](#)
- #125 [Hilliard Davidson \(1-0 D1 R3\)](#)
- #129 [Lebanon \(0-1 D1 R4\)](#)
- #135 [Lewis Center Olentangy \(0-1 D1 R2\)](#)



2022 OFFICERS

Brad Mason - President

Greg Kerr - Vice President/Membership

Kent Owsley - Treasurer

John Wheatley - Communications & Site

Bill Brinck - Booster Representative

Jeff Courville - Business Development



PHOTOGRAPHS PROVIDED BY:

Barry Burtenshaw

Burtenshaw.smugmug.com

CHS STATISTICS PROVIDED BY:

Mike Stoner

Scott Lieberman

The Quarterback Club offers players, families, coaches and fans an opportunity to contribute to the success of the team with gifts, works, and spirited support for Centerville football. We are a service club dedicated to ELK PRIDE in our efforts to provide financial and volunteer support.

Quarterback Club membership primarily consists of the parents of past, present, and future Centerville High School football players. However, all community members and CHS football fans are welcome.

2022 Projects include:

\$2,000 Player Scholarship

Team clothing and equipment including additional uniforms, team warm-ups, shirts, shoes, and player of the week award jackets.

Food including team breakfasts for playoff games, post scrimmage meals, food (steaks) for the Senior Dinner and Tailgate food before all home games.



QB Club Newsletter editor: Jim Ehrensberger
jim@ehrensberger.net

www.centervilleelksfootball.com