

Elks Get Viking Victory



**Sept 2023 Volume 21
Inside Issue 5**

Defensive end Mason Keely celebrates his safety in the 2nd quarter.

<i>Schedule</i>	2
<i>Inside the Headset</i>	3-4
<i>DDN Preps Postgame</i>	5-6
<i>Northmont Preview</i>	7-10
<i>Miamisburg Game Stats</i>	11
<i>Offense Stats & Action</i>	12-13
<i>Defense Stats & Action</i>	14-15
<i>Kicking Statistics</i>	16
<i>Summary & Drive Chart</i>	17-18
<i>Miamisburg P.O.Y.</i>	19
<i>Meet Coach Mullen</i>	20-22
<i>Statisticians Corner</i>	23-24
<i>GWOC Standings</i>	25
<i>Road to the Playoffs</i>	26
<i>Ohio State Polls</i>	27-29
<i>QB Club Mission</i>	30

Braylon Newcomb ran for three touchdowns, and the Black Shirt defense only gave up one touchdown as the Elks defeated the Vikings 27-14. This was Centerville's first GWOC victory as they began tough conference play. It was a fantastic football "trifecta" weekend as all three of the Elks teams achieved successful outcomes. Our JV's put a 35-6 beatdown at Holland Field. The Freshmen, not to be out done, put up 49 on the scoreboard, with the help of a "pick-six" from defensive back Zach Edwards. This was Zach's second interception returned for a touchdown, last week he had a 70 yard beauty that sealed the Pickerington Central victory.

The "Three-Headed Monster" balanced running attack of Kamara, Newcomb, and Johnson ran the ball nine times each for a total of 133 yards. Quarterback Drake Wells spread his tosses around with Newcomb hauling in 5, Montgomery with 4, Capogna and Cowgill had three each as well. This balanced run pass offensive attack keeps opponent's defensive coordinators up at night worrying how to stop the Elks.

Defensive End Mason Keely recorded his first safety of the season. The Vikings were pinned down to their one yard line, thanks to the pin-point punt off the foot of Leland Gantz. Both Mason, and Leland won Player of the Week awards for their efforts (page 19). To hold a Miamisburg offense that was averaging 37.6 points a game, to only one touchdown was remarkable to say the least. Great job Black Shirts!

When all three facets of a football team come together, a balanced offense, a stingy defense, and special teams that are really special, good things result. The Elks from Centerville are going to need all three teams, plus win the turnover margin to be successful at Northmont this Friday night. Elk Nation needs to do their part as well, get up north to Clayton, enjoy perfect football weather and help your boys get win number four!

Elk's Football Schedule

TEAM	OPPONENT	DATE	TIME	LOCATION
Varsity	Northmont	Friday 09-15	7:00 PM	Away
Junior Varsity	Northmont	Saturday 09-16	10:00 AM	Centerville Stadium
Freshmen	Northmont	Saturday 09-16	12:00 PM	Centerville Stadium
7th Grade	Northmont	Wednesday 09-13	5:30 PM	Away
8th Grade	Northmont	Wednesday 09-13	6:30 PM	Away



Week 4 Results

TEAM	OPPONENT	DATE	ELKS	OPPONENT
Varsity	Miamisburg	09/08/23	27	14
Junior Varsity	Miamisburg	09/09/23	35	6
Freshmen	Miamisburg	09/09/23	49	12
7th Grade	Beavercreek	09/09/23	12	12
8th Grade	Beavercreek	09/09/23	13	8

Inside the Headset



Congratulations on the Elks first GWOC win. What did you see in the Miamisburg that pleased you and the staff?

Thank you. The team and the coaches put in the work and they were very deserving of that win. Miamisburg did a great job of preparing. They showed us some areas that we need to improve and they had a really nice gameplan. They played hard and they limited mistakes. Our team showed some great resilience and grit. We got down at one point and we had some issues with ball security at one point, but our team kept showing up and kept fighting which gave us the eventual edge at the end.

What areas of the last week's game do you feel the team needs to improve?

BALL SECURITY & TACKLING! These are two very basic fundamentals of football that any team that aspires to be great must master. They are incredibly easy to understand when talking about them, but the ability to execute them at a high level is what separates good teams from great teams. We have to be better. Our practices this week have been focusing on those two fundamentals. If we take care of the ball on offense, and tackle better on defense, we will have taken a step forward. It's also worth saying that the opposite is incredibly true. We can be better at attacking the ball on defense and blocking better on offense. When a team has an offense that blocks and takes care of the ball, they are incredibly difficult to stop. When a team has a defense that tackles great and creates turnovers, they are incredibly difficult to stop. We are trying to become that team. We will always try to become that team. We have never arrived.

When you reach out to schedule a non-conference game, what are some of the attributes you look for in an opponent?

We are looking for someone that will challenge us. We look for someone that will show us how to be better. It's not about finding a game to win or finding someone to get us ready for the playoffs. It's about finding someone that will challenge our team to be better today than we were yesterday. There are plenty of ways to find out if you're improving, and there are a lot of teams out there that have strengths to show us whether we are growing or not.

How do you coach your players to play with emotion, and maintain composure during a game?

Lately, this has been a focus for us, but it might not look like most people think. We want everything to come back to one of our core values. **TEAM.** We want our kids to celebrate together. We want our kids to compete together. We want our kids to do everything together. This is a team game and it must be played as a team. When adversity strikes, we handle it as a team. No one is on an island by themselves. When fortune blesses us, we enjoy it as a team and we hold each other accountable to get back to work right after it. It's been a major point for us lately and we hope to see our team improve this week.


Inside the Headset

Your players are student-athletes, the student comes before the athlete. What does the coaching staff do throughout the season to make sure the players are keeping their grades up?

We do a lot of the things that normal coaching staffs do. We check grades. We check attendance. If a player is not present, our coaches find out why and remind the player that they need to be communicating and catching up. Additionally, Joe Kitchell and Dan Kerns do a great job of providing real-time grade checks of our players. All of the coaches can see this spreadsheet and we can quickly see where our players are struggling. Additionally, we can see where they are successful and we try to celebrate those victories as well. Our goal has always been and will always be 100% eligibility, but we don't set the bar at the minimum. We push the players to be the best they can on the field and we don't change that expectation off the field either.

We recently saw some videos on social media of some players receiving MoC stickers for their helmets. What are those?

MoC stands for Man of Centerville. We believe that is the highest compliment that a football player at Centerville can receive. We believe that those players embody our core values of Humility, Effort, Attitude, Team and Tradition. We believe that those players are doing a great job of carrying on the tradition of Centerville Football. We believe that Bob Gregg would be proud of these players and that these players are being great role-models for those around them. It's a huge honor to wear this sticker on your helmet. We don't take this honor lightly. The coaches can nominate players to receive the honor. The captains can even nominate players to receive this honor. After nomination, the staff gets together to vote and discuss the nominations. If a player is chosen, they receive the honor. If they are not chosen yet, then our coaches have discussions with those players to let them know how close they are and how they can improve.



CENTERVILLE 27, MIAMISBURG 14

Centerville overcomes shaky start



Centerville's defense signals for a safety against Miamisburg during the first half Friday. JEFF GILBERT / CONTRIBUTED

By Jeff Gilbert
Contributing Writer

CENTERVILLE — Centerville senior safety Reggie Powers didn't worry about the adverse situations of the first quarter and a half.

Situations like a fumble and a short field and another fumble returned for a touchdown put Miamisburg up by seven points. But from there, the Elks controlled the situation and relied on their defense to rally to a 27-14 victory on the opening night of Greater Western Ohio Conference play.

"We just got to learn to get off to a better start," Powers said. "It's kind of been a problem with us to get off to a slow

start, then turn it on later in the game. But as long as we kept fighting, I never had any doubt in my mind we weren't going to win."

Miamisburg (3-1) outgained Centerville (3-1) 339-278 and were led by Preston Barr's 224 passing yards while completing 23 of 35 attempts. The Vikings' only scoring drive was 18 yards after an Elks' fumble when Barr scored on an 11-yard run. The other touchdown was an 18-yard fumble return by Landen Ball. Two fourth-quarter drives were stopped by interceptions by Ross Coppock and Jacob Taylor.

"Unless you can establish something on offense, eventually that runs out, and that's what happened," Vikings

interim head coach Tim Lewis said of the early breaks. "I give them credit. Their defense played really well."

The Elks led 7-0 on Wildcat quarterback Braylon Newcomb's 1-yard run. Then with three total fumbles behind them, the Elks began to seize control.

After the first of two punts they downed inside the one, Mason Keely tackled Hunter Derr in the end zone for an Elks safety to cut the Vikings' lead to 14-9. Late in the first half, Newcomb scored again on a two-yard run for a 17-14 halftime lead.

Newcomb scored again on another one-yard run and Leland Gantz kicked a 50-yard

field goal in the second half.

The Vikings played without head coach Lance Schneider who was placed on administrative leave last week for showing a PG-13 movie in a seventh-grade class without administrative and parental approval.

"We're keeping the noise out, and it's about them," Lewis said as he pointed to the team. "That's why we're here. This is Lance's program. I'm just filling in till we get him back."

Lewis was Miamisburg's head coach from 1989-2006 and 2010-11 and compiled a record of 107-94. He came back this year after 11 seasons away to coach cornerbacks. He is the only assistant on staff with head coaching experience.



Northmont - Fairmont 9/8/23

WEEK 4 ROUNDUP

Fairmont rallies past Northmont in overtime in 20-14 win

Staff Report

Fairmont's Brock Baker intercepted a pass in the end zone in overtime and then rushed for the game-winning score moments later to cap off a stunning 20-14 victory over visiting Northmont at Roush Stadium.

Fairmont (2-2) trailed 14-0 in the fourth quarter but rallied to tie the game up with 14 seconds remaining.

Damien Pattin put Fairmont on the board with a 1-yard run with 4:37 to play and then Asa Dunlevey caught a 3-yard TD pass from Baker to send the game into overtime.

Deuce Cortner ran for a touchdown in the second quarter and hit Dalin Wilkins on a 3-yard TD pass early in the fourth for Northmont (3-1).



	1	2	3	4	5	T
NMT	0	7	0	7	0	14
FMT	0	0	0	14	6	20

Team Stat Comparison

	NMT	FMT
1st Downs	16	12
Total Yards	241	187
Passing Completions	19	3
Passing Attempts	25	4
Passing Yards	162	22
Passing Average	6.5	5.5
Rushing Attempts	29	48
Rushing Yards	79	165
Rushing Average	2.7	3.4
3rd Down Efficiency	3-10	6-12
4th Down Efficiency	3-4	2-2
Penalties	8-60	5-41
Turnovers	2	1
Possession	23:53	24:01

Northmont Preview



2023 Northmont Football (3-1) Coach: Tony Broering

8/18	A	Butler (2-2)	[III:12]	W	28-10
8/25	H	La Salle (3-1)	[II:8]	W	35-31
9/1	A	Dunbar (2-2)	[IV:16]	W	47-16
9/8	A	Kettering Fairmont (2-2)	[I:2]	L	14-20 ot
9/15	H	Centerville (3-1)	[I:2]		
9/21	H	Miamisburg (3-1)	[I:2]		
9/29	A	Wayne (3-1)	[I:2]		
10/6	H	Springboro (1-3)	[I:4]		
10/13	H	Beavercreek (2-2)	[I:2]		
10/20	A	Springfield (1-3)	[I:2]		

Offensive Leaders - All Games

	TEAM	G	YDS	YPG	RUSH	RUSH YPG	PASS	PASS YPG	PTS	PTS/G
4	Centerville	4	1176	294.0	470	117.5	706	176.5	99	24.8

Defensive Leaders - All Games


	TEAM	G	YDS	YPG	RUSH	RUSH YPG	PASS	PASS YPG	PTS	PTS/G
3	Northmont	4	781	195.3	426	106.5	355	88.8	77	19.3

Offensive Leaders - All Games

	TEAM	G	YDS	YPG	RUSH	RUSH YPG	PASS	PASS YPG	PTS	PTS/G
1	Northmont	4	1345	336.3	429	107.3	916	229.0	124	31.0

Defensive Leaders - All Games

	TEAM	G	YDS	YPG	RUSH	RUSH YPG	PASS	PASS YPG	PTS	PTS/G
7	Centerville	4	1180	295.0	522	130.5	658	164.5	65	16.3



CAHKE CORTNER II

PRO STYLE QUARTERBACK • 6'0" | 167 LBS

CLASS OF 2024 @ NORTHMONT | CLAYTON, OH



NORTHMONT 2024 QUARTERBACK

CAHKE' CORTNER



Offense Season Stats

G	PASSING										RUSHING						
	ATT	CMP	YDS	YPG	AVG	PCT	TD	INT	LNG	RAT	ATT	YDS	YPG	AVG	LNG	TD	FUM
4	87	56	895	223.8	10.3	64.4	14	7	97	187.8	31	121	30.3	3.9	48	1	0

Northmont Preview



Dayton Round-Up: Northmont Makes Region 8 Statement

By TSF Staff

Like 0

Tweet

Save

Updated: August 26, 2023



NORTHMONT 38, LA SALLE 31 The trio of quarterback Cahke' Cortner, receivers Dorian Brew and DJ Williams were too much for the La Salle defense to handle as Northmont picked up a huge win against a Region 8 peer. The Thunderbolts who moved down from Division I, Region 2 to Division II, Region 8 this season showed they are going to be a legitimate contender to bring home the Region 8 title.

Cortner threw for 329 yards and a pair of touchdown tosses to Williams and Brew. Williams, a junior, finished with career highs of six receptions, 171 yards receiving and his first two varsity scores. Classmate Brew also had career highs of four catches and 107 yards receiving. Senior linebacker Djuan Sales was a thorn in the Lancers side all evening long. He finished the game with 10 total tackles (seven solo), two of Northmont's four sacks, two forced fumbles and a 45-yard scoop-and-score, The Thunderbolts lone score of the second half.

La Salle junior quarterback Patrick McLaughlin threw for 281 yards and a career high four touchdowns. His top target was Kyle Reynolds who had six receptions for 134 yards and two touchdowns.

Northmont Preview

Northmont Football Moves to Division Two for Playoffs

The Northmont football program recently moved from division one to division two for playoffs. For several years now, we have been one of the four smallest schools of the 72 schools in division one football. Our move to division two is a combination of two factors. First, our enrollment has declined slightly over the last several years, but the biggest component is Competitive Balance. Competitive Balance is a measure used by the Ohio High School Athletic Association which adds a multiplier to your enrollment numbers for every student who plays sports in your district, but resides outside of the district.

Our competitive balance multipliers are very low due to the fact that we do not have open enrollment, and the vast majority of our athletes reside within our district. Below are a couple of FAQs that may be helpful as well.

1. Will this impact the league we are in or the regular season schedule?

– No it will not affect either. We will remain in the GWOC, and our regular season schedule will stay the same for the most part. The first 3 games of the year may change, but the last 7 will remain against GWOC opponents.

2. Does the move have anything to do with a winning or losing record within the program?

– No, it does not. It is strictly based on enrollment numbers and competitive balance numbers.

3. Will this impact other sports?

– No, this is only for football. Football has 7 divisions, whereas other sports only have 3 or 4 divisions.

4. Will we ever move back up to division 1 or down to division 3?

– We could possibly move up to division 1 based on enrollment and/or competitive balance numbers of ourselves as well as other schools similar to us in size across the state. It is very unlikely that we would be division 3 anytime soon as our enrollment would have to decline substantially. These enrollment numbers are evaluated every two years by OHSAA, so it is possible that we could move between division one and two at some point.

5. Will this impact scholarship opportunities for our athletes?

– No, it will not have any impact on scholarships. Scholarships are given out based on your overall abilities. How well you perform against top level competition is a factor, and we will still be playing a large number of division one schools within our league.

By Micah Harding on May 4, 2023

2022 Elks - Bolts

TEAM	NMT (VISITOR)	CEN (HOME)
Score	6	37
First Downs	12	19
Rushes / Yards (Net)	38 / 109	26 / 94
Passing Yards (Net)	158	319
Passes -- Att / Comp / Int	13/8/0	33/20/1
Total Offensive Plays / Yards	51 / 267	59 / 413
Fumble Returns / Yards	0 / 0	0 / 0
Punt Returns / Yards	0 / 0	0 / 0
Kickoff Returns / Yards	0 / 0	3 / 47
Interception Returns / Yards	1 / 1	0 / 0
Punts (Number/Average)	3 / 32.0	1 / 38.0
Fumbles / Lost	2 / 2	0 / 0
Penalties / Yards	8 / 59	5 / 40
Possession Time	25:51	22:09

Scoring Summary:

PlysYdsTOP Score

1 11:44 CEN Drake WELLS Passes to Nic BRUDER COMPLETE TOUCHDOWN, clock 11:44	1 71 00:16	0 - 7
71 yds PAT Kick by Jackson COURVILLE GOOD.		
1 08:40 NMT Cahke' Cortner Carries(QB Keeper) TOUCHDOWN, clock 08:40	6 80 03:04	6 - 7
9 yds PAT Kick by Vincent Perkins NO Good		
1 02:24 CEN Nathan Schommer Carries(QB Keeper) SAFETY, clock 02:24	4 -20 01:55	6 - 9
2 06:28 CEN Drake WELLS Passes to Bryce COWGILL COMPLETE TOUCHDOWN, clock 06:28	9 35 04:34	6 - 16
19 yds PAT Kick by Jackson COURVILLE GOOD.		
2 00:57 CEN Drake WELLS Carries(QB Keeper) TOUCHDOWN, clock 00:57	10 52 04:17	6 - 23
1 yds PAT Kick by Jackson COURVILLE GOOD.		
3 01:04 CEN Drake WELLS Passes to Nic BRUDER COMPLETE TOUCHDOWN, clock 01:04	7 98 02:05	6 - 30
8 yds PAT Kick by Jackson COURVILLE GOOD.		
4 06:00 CEN Emable WAKILONGO Carries(Hand Off) TOUCHDOWN, clock 06:00	5 49 01:54	6 - 37
1 yds PAT Kick by Jackson COURVILLE GOOD.		



Miamisburg Game Stats



Centerville vs. Miamisburg
9/7/2023
Centerville,OH

TEAM	MIA (VISITOR)	CEN (HOME)
First Downs	16	21
--Rushing	7	9
--Passing	9	8
--Penalty	0	4
Rushing Attempts	32	33
Yards Gained Rushing	133	161
Yards Lost Rushing	18	37
Net Yards Rushing	115	124
Net Yards Passing	224	153
--Passes Attempted	35	29
--Passes Completed	23	17
--Had Intercepted	2	0
Total Offensive Plays	67	62
Total Net Yards	339	277
--Average Gain Per Play	5.1	4.5
Fumbles: Number / Lost	0 / 0	4 / 3
Penalties: Number / Yards	8 / 68	7 / 53
Number of Punts / Yards	5 / 182	6 / 261
--Average Per Punt	36.4	43.5
Punt Returns: Number / Yards	0 / 0	2 / 28
Number of Kickoffs / Yards	4 / 167	5 / 297
--Average Per Kick	41.8	59.4
--Touchbacks	0	4
Kickoff Returns: Number / Yards	1 / 17	3 / 76
Interception Returns: Number / Yards	0 / 0	2 / 4
Fumble Returns: Number / Yards	1 / 18	0 / 0
Miscellaneous Yards	0	0
Possession Time	25:01	22:59
Third Down Conversions	5 of 15	2 of 9
Fourth Down Conversions	2 of 4	0 of 0
Redzone Conversions:	1 of 2	3 of 3
Redzone Touchdowns:	1	3
Redzone Field Goals Made:	0	0
Sacks By: Number / Yards	3 / 34	0 / 0

Offensive Statistics

Miamisburg VISITOR

No	Rushing	Att	Gain	Lost	Net	TD	Long
21	Hunter Derr	12	50	2	48	0	19
18	Preston Barr	12	52	5	47	1	13
29	Keith Henry	5	23	7	16	0	9
1	Baylor Stickel	3	8	4	4	0	4
Total		32	133	18	115	1	19

No	Passing	Att	Cmp	Int	Yds	TD	Long	Sacks
18	Preston Barr	35	23	2	224	0	41	0
Total		35	23	2	224	0	41	0

No	Pass Receiving	No	Yds	TD	Long
3	Connor Smith	7	70	0	41
21	Hunter Derr	5	19	0	11
85	Bryce Vaughn	3	48	0	26
4	Jaden Bruton	3	21	0	14
1	Baylor Stickel	2	36	0	39
29	Keith Henry	2	24	0	19
9	Drew Dunaway	1	6	0	6
Total		23	224	0	41

No	All-Purpose	Run	Rcv	KR	PR	IR	Total
3	Connor Smith	0	70	0	0	0	70
21	Hunter Derr	48	19	0	0	0	67
1	Baylor Stickel	4	36	17	0	0	57
85	Bryce Vaughn	0	48	0	0	0	48
18	Preston Barr	47	0	0	0	0	47
29	Keith Henry	16	24	0	0	0	40
4	Jaden Bruton	0	21	0	0	0	21
9	Drew Dunaway	0	6	0	0	0	6
Total		115	224	17	0	0	356

Centerville HOME

No	Rushing	Att	Gain	Lost	Net	TD	Long
28	Parker Johnson	9	53	0	53	0	14
5	Braylon Newcomb	9	50	3	47	3	25
4	Daniel Kamara	9	33	0	33	0	6
17	Andrew Erwin	1	7	0	7	0	7
24	Jamar Montgomery	1	3	0	3	0	3
12	Drake Wells	4	15	34	-19	0	15
Total		33	161	37	124	3	25

No	Passing	Att	Cmp	Int	Yds	TD	Long	Sacks
12	Drake Wells	29	17	0	153	0	33	3
Total		29	17	0	153	0	33	3

No	Pass Receiving	No	Yds	TD	Long
5	Braylon Newcomb	5	58	0	19
24	Jamar Montgomery	4	40	0	33
88	Bryce Cowgill	3	25	0	21
86	Quincy Capogna	3	11	0	11
3	Reggie Powers III	1	10	0	10
28	Parker Johnson	1	9	0	9
Total		17	153	0	33

No	All-Purpose	Run	Rcv	KR	PR	IR	Total
5	Braylon Newcomb	47	58	14	0	0	119
3	Reggie Powers III	0	10	62	0	0	72
28	Parker Johnson	53	9	0	0	0	62
24	Jamar Montgomery	3	40	0	0	0	43
17	Andrew Erwin	7	0	0	28	0	35
4	Daniel Kamara	33	0	0	0	0	33
88	Bryce Cowgill	0	25	0	0	0	25
86	Quincy Capogna	0	11	0	0	0	11
1	Ross Coppock	0	0	0	0	4	4
Total		143	153	76	28	4	404



Offensive Action



Defensive Statistics

---- Centerville										
No	Player Name	Solo	Ast	Total	Sacks/Yds	TFL/Yds	FR/Yds	Int/Yds	BrUp	Other
1	Coppock, Ross	3	9	12	-	0.5/2.0	-	1/4	1	
3	Powers III, Reggie	4	5	9	-	-	-	-	-	
6	Taylor, Jacob	4	5	9	-	1.0/2.0	-	1/0	1	
2	King, Landon	2	5	7	-	0.5/1.0	-	-	-	
17	Erwin, Andrew	1	6	7	-	1.0/3.0	-	-	-	
45	Puckett, Jackson	1	5	6	-	-	-	-	-	
10	Alejandrino, Seth	3	1	4	-	0.5/2.0	-	-	-	
8	Anosike, Soso	2	2	4	-	-	-	-	1	
84	Keely, Mason	2	2	4	-	1.5/2.0	-	-	-	
99	Jones, Matthew	2	1	3	-	1.0/1.0	-	-	-	
11	Bohram-Thomas, Bryce	1	2	3	-	0.5/2.0	-	-	-	
44	Smith, Loukas	1	1	2	-	-	-	-	-	
13	Robinson, Quiten	0	2	2	-	-	-	-	-	
9	Siy, Lual	0	2	2	-	-	-	-	-	
22	Milttenberger, Connor	1	0	1	-	-	-	-	-	
34	Mullinger, Luke	0	1	1	-	-	-	-	-	
7	Thompson, Evan	0	1	1	-	-	-	-	-	
Total		27	50	77	0.0/0.0	6.5/15.0	0/0	2/4	3	

Legend: Solo- Unassisted Tackles Ast- Assisted Tackles Total- Total Tackles Sacks- Quarterback Sacks TFL- Tackles For Loss FR- Fumble Recoveries Returned Int- Pass Interceptions BrUp- Broken Up Other- FF=Forced fumble, BP=Blocked punt, BF=Blocked field goal



Defensive Action



Kicking Statistics

No	Punting	No	Yds	Avg	TB	I20	Long
1	Baylor Stickel	5	182	36.4	0	2	47
Total		5	182	36.4	0	2	47

No	Punting	No	Yds	Avg	TB	I20	Long
16	Leland Gantz	6	261	43.5	2	2	57
Total		6	261	43.5	2	2	57

No	Returns*	Punt		Kickoff		Int.Pass	
		No	Yds LP	No	Yd LP	No	Yds LP
1	Baylor Stickel	0	0 0	1	17 17	0	0 0
Total		0	0 0	1	17 17	0	0 0

No	Returns*	Punt		Kickoff		Int.Pass	
		No	Yds LP	No	Yd LP	No	Yds LP
17	Andrew Erwin	2	28 18	0	0 0	0	0 0
3	Reggie Powers III	0	0 0	2	62 44	0	0 0
5	Braylon Newcomb	0	0 0	1	14 14	0	0 0
1	Ross Coppock	0	0 0	0	0 0	1	4 4
6	Jacob Taylor	0	0 0	0	0 0	1	0 0
Total		2	28 18	3	76 44	2	4 4

*Fumble Returns Listed on Defensive Statistics Chart.

No	Field Goals	Distance	Result

No	Field Goals	Distance	Result
16	Leland Gantz	50	Good

No	Kickoffs	No	Yds	Avg	TB	FC	OB
37	Tristan Linville	3	122	40.7	0	0	0
1	Baylor Stickel	1	45	45.0	0	0	0
Total		4	167	41.8	0	0	0

No	Kickoffs	No	Yds	Avg	TB	FC	OB
16	Leland Gantz	5	297	59.4	4	0	0
Total		5	297	59.4	4	0	0



Scoring Summary

SCORE BY QUARTERS	1	2	3	4	OT	TOTAL
(V) Miamisburg	7	7	0	0	0	14
(H) Centerville	7	10	10	0	0	27

Team	Qtr.	Time	Scoring Play	Conversion	Plays/Yds	Score
CEN	1	08:43	Braylon NEWCOMB Carries(QB Keeper) TOUCHDOWN, clock 08:43 1 yds	PAT Kick by Leland GANTZ GOOD.	3 / 57	0 - 7
MIA	1	02:04	Preston Barr Carries(QB Keeper) TOUCHDOWN, clock 02:04 11 yds	PAT Kick by Tristan Linville GOOD.	3 / 18	7 - 7
MIA	2	06:44	Drake WELLS Passes to Braylon NEWCOMB COMPLETE fumble(LOST), recovered by Landen Ball for 3 yards, Tackled by Mason Penrod 3 yds TOUCHDOWN, clock 06:44 18 yds	PAT Kick by Tristan Linville GOOD.	0 / 0	14 - 7
CEN	2	05:06	Hunter Derr Carries(Hand Off) SAFETY, clock 05:06 -1 yds		2 / -1	14 - 9
CEN	2	00:46	Braylon NEWCOMB Carries(QB Keeper) TOUCHDOWN, clock 00:46 2 yds	PAT Pass from Braylon NEWCOMB to Drake WELLS GOOD.	7 / 62	14 - 17
CEN	3	04:12	Braylon NEWCOMB Carries(QB Keeper) TOUCHDOWN, clock 04:12 1 yds	PAT Kick by Leland GANTZ GOOD.	9 / 94	14 - 24
CEN	3	00:08	Leland GANTZ 50 yard Field Goal attempt GOOD, clock 00:08		7 / 18	14 - 27

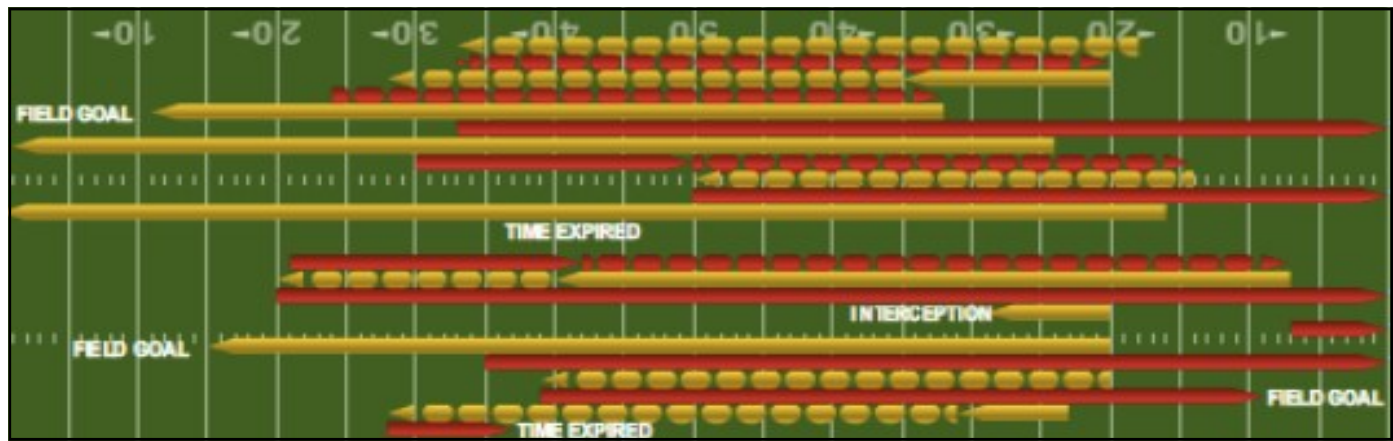


Drive Chart

#	Team	Drive Started			Drive Ended			Drive Consumed				
		Qtr	Yd.	Line	Time	How	Obtained	Yd.	Line	Time	How Lost	Yards
1	MIA	1	20	12:00	Kickoff	40	09:32	Punt	20	5	02:28	
1	CEN	1	43	09:32	Punt	Op 0	08:43	Touchdown	57	3	00:49	
2	MIA	1	20	08:43	Kickoff	Op 46	04:47	Punt	34	7	03:56	
2	CEN	1	1	04:47	Punt	18	03:06	Fumble	17	6	01:41	
3	MIA	1	Op 18	03:06	Fumble	Op 0	02:04	Touchdown	18	3	01:02	
3	CEN	1	35	02:04	Kickoff	Op 49	00:42	Punt	16	5	01:22	
4	MIA	1/2	20	00:42	Punt	Op 15	06:53	Downs	65	13	05:49	
4	CEN	2	15	06:53	Downs	18	06:44	Fumble	3	1	00:09	
5	MIA	2	0	06:44	Fumble	0	06:44	Touchdown	0	0	00:00	
5	CEN	2	Op 46	06:44	Kickoff	Op 46	05:14	Punt	0	3	01:30	
6	MIA	2	1	05:14	Punt	0	05:06	Safety	-1	2	00:08	
6	CEN	2	49	05:06	Kickoff	Op 39	03:08	Fumble	12	5	01:58	
7	MIA	2	39	03:08	Fumble	41	02:04	Punt	2	3	01:04	
7	CEN	2	38	02:04	Punt	Op 0	00:46	Touchdown	62	7	01:18	
8	MIA	2	20	00:46	Kickoff	27	00:00	End Half	7	1	00:46	
8	CEN	3	31	12:00	Kickoff	50	09:37	Punt	19	6	02:23	
9	MIA	3	20	09:37	Punt	47	07:43	Punt	27	7	01:54	
9	CEN	3	6	07:43	Punt	Op 0	04:12	Touchdown	94	9	03:31	
10	MIA	3	20	04:12	Kickoff	26	02:59	Punt	6	3	01:13	
10	CEN	3	50	02:59	Punt	Op 32	00:08	Field Goal	18	7	02:51	
11	MIA	3/4	20	00:08	Kickoff	Op 40	09:59	Interception	40	6	02:09	
11	CEN	4	27	09:59	Interception	20	08:45	Punt	-7	3	01:14	
12	MIA	4	Op 41	08:45	Punt	Op 38	06:23	Downs	3	4	02:22	
12	CEN	4	38	06:23	Downs	42	04:05	Punt	4	6	02:18	
13	MIA	4	1	04:05	Punt	Op 29	02:13	Interception	70	11	01:52	
13	CEN	4	26	02:13	Interception	24	00:18	Punt	-2	2	01:55	
14	MIA	4	37	00:18	Punt	Op 24	00:00	End Game	39	2	00:18	

Miamisburg	First Quarter	Second Quarter	Third Quarter	Fourth Quarter	First Half	Second Half	Final
Time of Possession	08:08	07:05	03:15	06:33	15:13	09:48	25:01
Third-Down Conversions	2-4	2-5	0-2	1-4	4-9	1-6	5-15
Average Field Position	35	20	20	32	28	26	27
Fourth-Down Conversions	0-0	1-2	0-0	1-2	1-2	1-2	2-4

Centerville	First Quarter	Second Quarter	Third Quarter	Fourth Quarter	First Half	Second Half	Final
Time of Possession	03:52	04:55	08:45	05:27	08:47	14:12	22:59
Third-Down Conversions	0-1	0-2	2-4	0-2	0-3	2-6	2-9
Average Field Position	26	39	29	30	33	29	31
Fourth-Down Conversions	0-0	0-0	0-0	0-0	0-0	0-0	0-0



PLAYERS OF THE WEEK



A.J. Abboud
Offensive Line



Soso Anosike
Defense Back



Jacob Buhler
JV Defense



Leland Gantz
Special Teams



Mason Keely
Defensive Line



Sam Keely
Scout Offense




Ryan McCall
Scout Defense



Jacaurre Vaughn
Offensive Back

Meet Coach Frank Mullen



Family

I grew up in a small town called Enon, Ohio (None spelled backwards). My dad ran a metal manufacturing company while my mom taught Special Education. I have two brothers, older brother Pat lives in Louisville and younger brother Toddie lives in Columbus.

High School

Greenon High School, in 2008

College

Ohio University BS in Meteorology, Athens, OH
Ohio State University, Bachelors in Special Education
University of Wisconsin, Masters in Sports Administration

Coaching Experience

Ninth year of coaching football


- Greenon H. S. (D-line, Co-DC, ST Coord, Assoc H.C.)
- Wittenberg University (D-line and Special Teams Asst)
- University of Wisconsin Whitewater (D-line, Special Teams, Recruiting Manager)
- Centerville High School (Tight Ends and Special Teams)

Interesting Facts


I am a certified Meteorologist and love the weather. I have always had a passion for understanding the atmospheric happenings and why the Mother Nature does what she does. Something as chaotic as a strong hurricane or tornado can be explained and predicted using math and formulas which helps current meteorologists improve warning systems to hopefully save lives. Usually if there is severe weather in the area then I am usually chasing it.

Favorite Coaching Quote

“The only place that success comes before work is in the dictionary” by Vince Lombardi, I love this quote because the amount of hard work and individual/team put in determines the amount of opportunity for success.



Meet Coach Frank Mullen



What do you enjoy most about coaching?


The best part about coaching is having the opportunity to mentor and build young boys into successful young men through hard work, discipline, and building strong relationships. Passing on knowledge and having positive impacts in others' lives is the greatest responsibility a coach has.

Most Memorable Moment Playing Football

My most memorable moment playing high school football is when my teammates and I were able to win our conference championship three straight seasons. Greenon had not won a conference title since the 60's and had only a hand full of winning seasons in the school's history. My teammates and I could not have achieved the impossible without the tremendous coaches that lead us and the overwhelming community support.

Most Memorable Moment Coaching Football


HS: Having the privilege to coach at my alma mater, (Greenon), and help lead them to the school's first ever playoff appearance. It was a goal that my teammates and I had when I was a player but never achieved and to be apart of the team that finally achieved this goal was a dream come true.




What does Elk Pride, H.E.A.T.T. mean to you?

College: I was fortunate enough to coach at the University of Wisconsin Whitewater and be apart of the 39th conference championship in the school's history. The relationships and bonds built through hard work and conquering adversity had and incredible impact on me and have helped shape the coach I am today.

Elk Pride is how you live your life. The core values of H.E.A.T.T. help guide us to continuously strive for success. It is not just a chant or a cool phrase to put on a shirt. Honoring the ones who have come before us and paved the way by continuing the tradition of hard work and success here at Centerville is what Elk Pride is truly about.



Meet Coach Frank Mullen



Donald Benoit

What is your Coaching Philosophy?

The main goal of my coaching philosophy is to build strong relationships in order to have positive impacts in my student athletes' lives. Nothing successful happens in this sport or in life when people act as individuals. From my experiences as a player and a coach, people respond in a positive manner when they believe their coach/leader/mentor genuinely cares about them or the program.

Growing up, was there an Athlete that you admired and wanted to emulate?

Growing up, I always admired my Grandpa, Donald Benoit. In his words, his brothers and sisters grew up in rural New Hampshire "poorer than dirt". He survived working 60hr work weeks in a shoe factory while somehow attending high school. He was able to save enough money to attend New Hampshire University where he played football and enrolled in the ROTC program. He would eventually transfer to West Virginia University to continue his military training and playing football. After graduating he would have a long and successful career in the United States Air Force and retire as a Lt. Col. He continued working as a college professor at the Air Force Institute of Technology and was also a founding professor at Sinclair Community College in Dayton. Despite his busy schedule, he always found time to attend any sporting event, recital, or graduation of mine or my cousins. I always admired him because he was always brutally honest, (even when he probably shouldn't), and his consistent passion for improving himself and bringing everyone around him. Before he passed away a few years ago, he told me that nothing in life works out 100% the way you want it to. It is the relationships and connections you make with other people in those horrible situations that truly makes life amazing. I have continually tried to live up to my Grandfather's standard and hopefully if I am lucky enough to live as long as he did that I can look back and say that I was able to make a positive impact in other people's lives.



Statisticians Corner



STATISTICIANS' MANUAL
for Baseball/Softball, Basketball, Football and Volleyball

There have been some inquiries about the process for recording statistics (stats) for Centerville and GWOC football games. It's time to explain and focus on the most common defensive statistic: Tackles.

A Tackles is a statistic that any defensive player can generate, since it is simply awarded to the player who brings down the ball carrier to end a play. It would seem to make sense that players who do this more often would be thought of as the better defenders because they are preventing the offense from moving forward. While it's nice to have a statistic to use for all defensive players and not just pass rushers or defensive backs, there are a lot of reasons why this one shouldn't be trusted and shouldn't necessarily be used as evidence for a great game. There are better options.

During a football game, a lot of things are recorded after every play. While it isn't too difficult to see what down it is and which offensive player(s) touched the ball, it's tougher to determine who made each tackle. Because this is all done in real time, rather than after the game, the player marked down isn't always the player who made the tackle. (Camouflage jerseys also make it more difficult ☺).

There are typically a few statistical revisions made during the week between games, usually in regards to plays involving tackles, sacks and fumbles. Together with the Centerville defensive staff, the stats team will adjust (up or down) a players stats after the coaches break down the video. Then the stats can be adjusted on the GWOC site throughout the season.

Many people assume that the player that is the leading tackler for the game has played a great game, but did he really? Did you ever stop to consider why many conference leading tacklers are on the last place teams?

Tackles on Pass Plays

There is a difference between making a tackle on a run play and on a pass play. On pass plays, incompletions and interceptions are clearly to the benefit of the defense. However, if the pass is complete, it often results in a successful play for the offense, and, unless the completed pass produces a touchdown, or the receiver goes out of bounds untouched, a defender is credited with a tackle.

It is typically better for the defender to stop the ball from being completed, but, if they can't do that, making the tackle is the next best action. In this case, the tackle (generally assumed to be a positive mark) is a bad thing since the primary objective wasn't achieved and the catch was made. Of course, it is favorable to missing the tackle altogether, but a tackle is not the optimal outcome here.

This makes tackles for cornerbacks the most misleading. Since, generally speaking, most of their tackles come on pass plays, and therefore, after a catch has been made. It also makes it confusing for safeties and linebackers, since tackle statistics aren't typically kept separate for pass and run plays.

Stops Instead of Tackles

On run plays, the relative value of a tackle is a little more clear cut, but not an entirely better tool for evaluation. When it comes to running the ball, there are some players that offenses like to avoid, and others that they plan to run toward. This results in some weaker run defenders getting more tackle opportunities and some better run defenders getting less.

Even if defenders had equal opportunities to make tackles, not all tackles are good tackles. We discussed this idea for pass plays, but it's also true for runs. A tackle that results in a loss of yards or no gain is clearly a positive play, and can be credited to the defense. While these are sometimes team efforts, we credit one defender.

On plays where the offense gains a first down, an obvious failure by the defense, someone still gets awarded a tackle. On any play that brings the offense closer to a first down without reaching it, judging it as a failure or success can be difficult. A certain percentage of needed yardage for a first down is typically used to define that line, and that's what we would like to do at Centerville. Making a tackle on a "failure play" for the defense is again better than not making a tackle at all, but on traditional stat sheets, this tackle is counted just as any other.

At Centerville we would ideally like to only track of a statistic that we call "Stops." A player gets credit for a Stop when he makes a tackle on a "success play" for the defense. While Stops only recognize the "good" tackles, it is still a step above the Tackles statistic, which includes all tackles regardless of where they occur.

Are These Tackles Equal ?



Ball on the forty. Third down and two yards to go for a first down. # 99 and #32 tackle the ball carrier, and STOPS the first down. If two defensive players contribute equally to the stopping of a ball carrier, credit both players with an assisted tackle, but give neither a solo tackle.



Ball on the thirty-four. Third down and thirteen yards to go for a first down. #1 and #2 tackle the ball carrier for a FIRST down. If two defensive players contribute equally to the stopping of a ball carrier, credit both players with an assisted tackle, but give neither a solo tackle

Closing Thoughts

Obviously, the play at the top is what every defense coordinator and head coach desire. The recording of a tackle that was made 10, 20 or 30 yards downfield to stop a touchdown, is not a successful outcome for the defense. College coaches do not ask how many tackles does this player have for the season! They have many other metrics they use to select next level players.

Tackles gives us something that no other number does, a statistic that applies to all defensive players. However, like any stat, it is essential to put the numbers into context, and in this case it's even more necessary. To begin adding that context, tackles need to be broken up into pass and run plays, and positive and negative plays.

Until the media uses tackles more intelligently – like incorporating Stops into their reporting – people will keep thinking that racking up a lot of tackles automatically equates to a great game, while in actuality, that may not be the case.



Standings

TEAMS	CONFERENCE				OVERALL				
	W-L	PCT	PF	PA	W-L	PCT	PF	PA	STRK
Centerville	1 - 0	1.000	27	14	3 - 1	.750	99	65	W2
Wayne	1 - 0	1.000	27	22	3 - 1	.750	127	109	W2
Fairmont	1 - 0	1.000	20	14	2 - 2	.500	59	87	W1
Springboro	1 - 0	1.000	31	0	1 - 3	.250	62	84	W1
Miamisburg	0 - 1	.000	14	27	3 - 1	.750	127	43	L1
Northmont	0 - 1	.000	14	20	3 - 1	.750	124	77	L1
Beavercreek	0 - 1	.000	0	31	2 - 2	.500	101	82	L1
Springfield	0 - 1	.000	22	27	1 - 3	.250	76	94	L3

Offensive Leaders

PASSING YARDS	YDS
1 . Cahke' Cortner, Northmont	895
2 . Tyrell Lewis, Wayne	831
3 . Drake Wells, Centerville	698
4 . Preston Barr, Miamisburg	511
5 . Brent Upshaw, Springfield	460
Complete Leaders	
RUSHING YARDS	YDS
1 . Quentin Youngblood, Beavercreek	548
2 . Justin Turner Jr, Fairmont	322
3 . Austin Newdigate, Springboro	269
4 . Brock Baker, Fairmont	242
5 . Calilien Grant, Northmont	238
Complete Leaders	
RECEIVING YARDS	YDS
1 . Duncan Bradley III, Springfield	303
2 . Dalin Wilkins, Northmont	276
3 . Teaunn Hunter, Wayne	267
4 . Jamar Montgomery, Centerville	249
5 . Da'Shawn Martin, Springfield	227

Defensive Leaders

TACKLES	TACK
1 . CJ Crawford, Beavercreek	56
2 . Mason Pitl, Springboro	40
3 . Kyron Dolby, Springfield	39
4 . Djaun Sales, Northmont	37
5 . Connor Smith, Springboro	36
Complete Leaders	
SACKS	SACK
1 . Peyton Hoskins, Miamisburg	5
2 . Djaun Sales, Northmont	4.5
3 . Jackson Heims, Springfield	3.5
3 . Cedric Works, Northmont	3.5
5 . Drew Dunaway, Miamisburg	3
Complete Leaders	
INTERCEPTIONS	INT
1 . Elisiah Lovett, Wayne	2
1 . Willizhaun Yates, Springboro	2
3 . Brock Baker, Fairmont	1
3 . Ross Coppock, Centerville	1
3 . Cahke' Cortner, Northmont	1

Road to the Playoffs

TEAMS	Week 1	Week 2	Week 3	Week 4	Week 5	Week 6	Week 7	Week 8	Week 9	Week 10
Lakota East	@Centerville	Hamilton	@Princeton	Fairfield	@Middletown	Colerain	@Sycamore	Lakota West	Oak Hills	@Mason
Dublin Coffman	@St. John's Jesuit	Centerville	Canton McKinley	Dublin Jerome	@Westerville Central	Olentangy Liberty	@Olentangy Orange	@Hilliard Davidson	Upper Arlington	@Hilliard Bradley
Pickerington Central	@Olentangy Liberty	Wayne	@Centerville	@Pickerington North	Gahanna Lincoln	Newark	@Central Crossing	Groveport Madison	@Lancaster	Reynoldsburg
Miamisburg	West Carrollton	@Belbrook	Pontiz Tech	@Centerville	Wayne	@Northmont	Fairmont	@Beavercreek	Springfield	@Springboro
Northmont	@Butler	LaSalle	@Dunbar	@Fairmont	Centerville	Miamisburg	@Wayne	Springboro	Beavercreek	@Springfield
Springboro	Lebanon	Wilbrow	@Elder	@Beavercreek	Fairmont	@Centerville	@Springfield	@Northmont	@Wayne	Miamisburg
Beavercreek	@Xenia	@Pontiz Tech	Thurgood Marshall	Springboro	@Springfield	Wayne	@Centerville	Miamisburg	@Northmont	Fairmont
Springfield	St. Ignace	DeMaha Catholic	@Troywood Madison	@Wayne	Beavercreek	@Fairmont	Springboro	Centerville	@Miamisburg	Northmont
Fairmont	Alter	Troywood	@LaSalle	Northmont	@Springboro	Springfield	@Miamisburg	Wayne	@Centerville	@Beavercreek
Wayne	Fairfield	@Pickerington Central	St Vincent-St Mary	Springfield	@Miamisburg	@Beavercreek	Northmont	@Fairmont	Springboro	Centerville

OHSAA Division I, Region 2

Current Rank	Rated W-L	ID #	Mailing City	School	Current Average
1	4-0	1202	Lewis Center	Olentangy	10.7750
2	4-0	1248	Perrysburg	Perrysburg	9.6250
3	3-1	474	Dublin	Dublin Coffman	8.5500
4	3-1	586	Findlay	Findlay	8.0500
5	3-1	1638	Huber Heights	Wayne	7.8000
6	3-1	336	Centerville	Centerville	7.7750
7	4-0	704	Delaware	Delaware Hayes	7.3250
8	2-2	807	Kettering	Kettering Fairmont	5.5000
9	3-1	1201	Delaware	Olentangy Berlin	5.4000
10	3-1	1020	Miamisburg	Miamisburg	5.0500
11	2-2	1704	Toledo	Whitmer	4.7000
12	2-2	486	Dublin	Dublin Jerome	4.3750
13	2-2	970	Marysville	Marysville	3.8500
14	1-3	1211	Lewis Center	Olentangy Orange	2.8750
15	2-2	178	Beavercreek	Beavercreek	2.6250
16	1-3	1480	Springfield	Springfield	2.2883
17	0-4	1203	Powell	Olentangy Liberty	0.0000

Ohio State Polls

Ohio high school football state polls: AP, MP & how we voted

A look at the Buckeye State's top football teams in the MaxPreps Computer Rankings and latest Associated Press State Poll.



By **Eric Frantz**

[Follow Eric Frantz on Twitter](#)

Sep 11, 2023, 1:15pm

OHIO HIGH SCHOOL FOOTBALL POLLS (9/11/2023)

Division I

AP Poll

1. Lakewood St. Edward (19) 4-0 205
2. Pickerington North (2) 4-0 171
3. Hilliard Davidson 4-0 90
- (tie) Cincinnati Princeton 4-0 90
5. Perrysburg 4-0 83
6. Lewis Center Olentangy 4-0 78
- (tie) Gahanna Lincoln 4-0 78
8. Cincinnati St. Xavier 3-1 73
9. Hilliard Bradley 4-0 68
10. Milford 4-0 62

How @EfrantzMP Voted

1. St. Edward
2. Pickerington North
3. St. Xavier
4. Princeton
5. Canton McKinley
6. Gahanna Lincoln
7. Millford
8. Moeller
9. Elder
10. Hilliard Davidson

Others receiving 12 or more points: Canton McKinley 47. **Centerville 35**, Huber Heights Wayne (1) 29. Cincinnati Elder 22. Cincinnati Moeller 17. Westerville North 15. Pickerington Central 12.



Centerville
3-1

UP NEXT

AWAY GAME
Conference

Fri, 9/15
7:00pm

[PREVIEW](#)



Northmont
3-1

#	SCHOOL	REC.	STR.	+/-
1	St. Edward (Lakewood)	4-0	49.2	--
2	PNHS (Pickerington)	4-0	29.9	+2
3	St. Xavier (Cincinnati)	3-1	32.1	--
4	Princeton (Cincinnati)	4-0	14.4	--
5	McKinley (Canton)	3-1	29.4	+5
6	Elder (Cincinnati)	2-2	38.8	+10
7	Lincoln (Gahanna)	4-0	10.6	-2
8	Milford	4-0	16.1	+30
9	AMHS (Cincinnati)	1-3	44.1	-3
10	HDHS (Hilliard)	4-0	0.3	+21
11	LWHS (West Chester)	2-2	28.2	-2
12	Dublin Coffman (Dublin)	3-1	24.8	+4
13	Olentangy (Lewis Center)	4-0	18.2	--
14	Wayne (Huber Heights)	3-1	25.9	+13
15	HBHS (Hilliard)	4-0	15.6	+9
16	Centerville	3-1	22.8	+3
17	PCHS (Pickerington)	2-2	32.9	+1
18	Cleveland Heights	3-1	19.7	-4
19	UAHS (Columbus)	3-1	14.6	-4
20	Hamilton	3-1	16.5	+12
21	Perrysburg	4-0	1.8	+8
22	Springfield	1-3	36.8	-21
23	Mentor	2-2	25.4	+16
24	Findlay	3-1	13.0	+11
25	OBHS (Delaware)	3-1	13.9	+12

Drew Pasteur's Ohio Fantastic 50


Ohio High School Football Rankings

1. #2 [Archbishop Moeller \(1-3 D1 R4\)](#)
2. #5 [St Edward \(4-0 D1 R1\)](#)
3. #7 [St Xavier \(3-1 D1 R4\)](#)
4. #8 [Princeton \(4-0 D1 R4\)](#)
5. #9 [Elder \(2-2 D1 R4\)](#)
6. #10 [Lakota West \(2-2 D1 R4\)](#)
7. #11 [Pickerington North \(4-0 D1 R3\)](#)
8. #12 [Canton McKinley \(3-1 D1 R1\)](#)
9. #16 [Gahanna Lincoln \(4-0 D1 R3\)](#)
10. #17 [Milford \(4-0 D1 R4\)](#)
11. #18 [Springfield \(1-3 D1 R2\)](#)
12. #19 [Dublin Coffman \(3-1 D1 R2\)](#)
13. #23 [Centerville \(3-1 D1 R2\)](#)
14. #24 [Wayne \(3-1 D1 R2\)](#)
15. #27 [Olentangy \(4-0 D1 R2\)](#)
16. #31 [Hilliard Bradley \(4-0 D1 R3\)](#)
17. #33 [Hilliard Davidson \(4-0 D1 R3\)](#)
18. #34 [Pickerington Central \(2-2 D1 R3\)](#)
19. #37 [Upper Arlington \(3-1 D1 R3\)](#)
20. #39 [Cleveland Heights \(3-1 D1 R1\)](#)
21. #41 [Mentor \(2-2 D1 R1\)](#)
22. #42 [St Ignatius \(1-3 D1 R1\)](#)
23. #45 [Medina \(2-2 D1 R1\)](#)
24. #47 [Hamilton \(3-1 D1 R4\)](#)
25. #48 [Findlay \(3-1 D1 R2\)](#)
26. #52 [Perrysburg \(4-0 D1 R2\)](#)
27. #55 [Olentangy Berlin \(3-1 D1 R2\)](#)
28. #59 [Wadsworth \(3-1 D1 R1\)](#)
29. #60 [Whitmer \(2-2 D1 R2\)](#)
30. #64 [Lebanon \(2-2 D1 R4\)](#)
31. #66 [Dublin Jerome \(2-2 D1 R2\)](#)
32. #70 [Mason \(1-3 D1 R4\)](#)
33. #74 [Sycamore \(3-1 D1 R4\)](#)
34. #75 [Jackson \(Massillon\) \(3-1 D1 R1\)](#)
35. #80 [Fairfield \(1-3 D1 R4\)](#)
36. #90 [Grove City \(3-1 D1 R3\)](#)
37. #93 [Olentangy Orange \(1-3 D1 R2\)](#)
38. #95 [Springboro \(1-3 D1 R4\)](#)
39. #96 [Westerville North \(4-0 D1 R3\)](#)
40. #97 [Hilliard Darby \(2-2 D1 R3\)](#)
41. #98 [West Clermont \(2-2 D1 R4\)](#)
42. #99 [Olentangy Liberty \(0-4 D1 R2\)](#)
43. #101 [Miamisburg \(3-1 D1 R2\)](#)
44. #104 [Lakota East \(0-4 D1 R4\)](#)
45. #106 [Marysville \(2-2 D1 R2\)](#)
46. #107 [Kettering Fairmont \(2-2 D1 R2\)](#)
47. #112 [Brunswick \(0-4 D1 R1\)](#)
48. #125 [Middletown \(2-2 D1 R4\)](#)
49. #133 [Berea-Midpark \(1-3 D1 R1\)](#)
50. #136 [Westerville Central \(0-4 D1 R3\)](#)

Division I rankings

Updated 09-Sep-2023 10:27PM

Week 4 complete



2023 OFFICERS

QBC President - Greg Kerr
CFMC President - Sahar Ullery
Vice President - Jay Richards
Treasurer - Tom Thaxton
Communications & Site - John Wheatley
Business Development - Tony Miltenberger
Booster Representative - Bill Brinck
Senior Rep - John Wheatley
Junior Rep - Blake Newcomb
Sophomore Rep - Kyle Buhler
Freshmen Rep - Michael Gorman
8th Grade Rep - Paul Sawyer
7th Grade Rep - Jarrod Malott
Wee Elk Rep - Dawn Becker



PHOTOGRAPHS PROVIDED BY:

Barry Burtenshaw

Burtenshaw.smugmug.com

CHS STATISTICS PROVIDED BY:

Mike Stoner

Scott Lieberman

*The Quarterback Club offers players, families, coaches and fans an opportunity to contribute to the success of the team with gifts, works, and spirited support for Centerville football. We are a service club dedicated to **ELK PRIDE** in our efforts to provide financial and volunteer support.*

Quarterback Club membership primarily consists of the parents of past, present, and future Centerville High School football players. However, all community members and CHS football fans are welcome.

2023 Projects include:

\$2,000 Player Scholarship

Team clothing and equipment including additional uniforms, team warm-ups, shirts, shoes, and player of the week award jackets.

Food including team breakfasts for playoff games, post scrimmage meals, food (steaks) for the Senior Dinner and Tailgate food before all home games.



QB Club Newsletter editor: Jim Ehrensberger
jim@ehrensberger.net

www.centervilleelksfootball.com