



RECORD KICK



Nov 2022 Volume 20 Issue 13

<i>Schedule</i>	2
<i>Inside the Headset</i>	3
<i>Elks-Monarchs DDN</i>	4
<i>Springfield Preview</i>	5-9
<i>Marysville Game Stats</i>	10-15
<i>Scoring Summary</i>	16
<i>Drive Chart</i>	17
<i>Players of the Week</i>	18
<i>55 Yard Record FG</i>	19
<i>DDN October 2000</i>	20
<i>Men of Centerville</i>	21-23
<i>GWOC Final & AP Poll</i>	24-25
<i>Playoff Teams & Bracket</i>	26-27
<i>2022 Freshmen Team</i>	28-32

The Centerville Elks defeated the Marysville Monarchs 42-21 in the second round of the OHSAA Division I Region 2 tournament last Friday night at Centerville Stadium. This is the farthest the Elks have advanced in the playoffs since 1991, when the Elks were state runners-up.

Records were meant to be broken, and Mike Nugent is proud of fellow Man of Centerville, Jackson Courville, who broke his 22 year record for the longest field goal. Mike set the record on October 27, 2000 against Wayne. (see page 20)

When asked what was going through his mind before the kick, Jackson focused on his technique. "I reminded myself to get through the ball, I was worried about getting it there." Following the successful field goal, Jackson had an incredible adrenaline rush that launched his next kickoff 70 yards that landed beyond the Marysville endzone. What an awesome display of kicking power and accuracy.

The Monarchs are a well-disciplined and very well coached football team. The game was a back and forth affair with seven lead changes up until the 2:21 mark in the third quarter. That is when the Elks exploded, putting up 25 unanswered points and taking a little over five minutes. Centerville scored multiple ways with one rushing touchdown, PAT by kick, the record breaking field goal, a passing touchdown, PAT pass and then a "Pick-Six" to end the scoring.

All three phases of the game: offense, defense and special teams, played very well, which is needed to continue to advance in the playoffs. It will take another solid effort this Friday night in another battle with GWOC Champion Springfield. The Wildcats made it to the state final last season, falling to Lakewood St. Edwards 13-23.

This fall, their goal is to break through the state semifinal barrier and win an OHSAA championship. The Elks have that same goal, and an upset victory over Springfield would be a nightmare for the Wildcats, and a dream come true for your Centerville Elks!

GO ELKS beat the Wildcats!

Elk's Football Schedule

TEAM	OPPONENT	DATE	TIME	LOCATION
Varsity	Springfield	Friday 11-04	7:00 PM	Centerville Stadium



Week 12 Results

TEAM	OPPONENT	DATE	ELKS	OPPONENT
Varsity	Marysville	11/04/22	42	21

Inside the Headset



Over the last five games the Elks offense has scored, on average, 77% of their points in the second half. What do you attribute that statistic to, coaches halftime adjustment, players focus, sense of urgency, or other factors?

You're right. We tend to score more in the 2nd half. Obviously we gameplan and our players know what to expect. We haven't really seen too much this year that we weren't ready for in our initial gameplan. However, it might just be that our players are feeling out the opponent. It seems like they get a little more confident each drive. Additionally, we struggle on drives that include a penalty. If we get behind schedule, it's almost a certainty that we will struggle on that drive. Our coaches do a phenomenal job at halftime. We haven't had any wholesale playbook changes at halftime yet this year, but each coach gets with their

position, hears their feedback, and helps them find ways to get the job done within our normal calls. One thing we have been doing really well at halftime is eliminating calls from the call sheet. Knowing that something will not work has been a big benefit for us.

Elk penalties have been steadily decreasing from a high of 16 for 165 yards in week 7 to last week's 5 penalties for 55 yards in the Marysville game. What has been the reason for this significant improvement?

Our players have done a great job this year at improving each day and being better than they were the day before. We met with the captains, and we also met with the coaches. We talked about the importance of being better in this area. Since then, our players have been much more disciplined. We are doing a much better job of eliminating the silly penalties. I don't know that I subscribe to the school of thought that there should be no penalties. We don't want to hold our players back from playing at full speed. We don't coach penalties but sometimes they happen. We have talked greatly about the difference between silly penalties and penalties that happen because we are playing aggressive. Pre-snap penalties and personal fouls are silly. Playing fast and aggressive and getting a penalty is part of the game and offers a great coaching opportunity between the players and coaches and officials.

Jackson Courville broke Mike Nugent's, 22 year old record for the longest field goal. You witnessed both kicks, what do you remember about Mike's 52 yard kick on October 27th, 2000?

I actually just had this conversation with Jackson the other day. I think we both have a tremendous amount of respect for Mike Nugent. He was a great player, he's a great ancestor to our program, and I would call him a great friend that's always been supportive. I told Jackson that the impressive thing about Mike's kick was that he played QB the entire game that night. He led the drive down the field and ended it with a 52 yard kick. Mike and Jackson will both tell you, though, that those deep kicks are extremely hard no matter what you're doing before you make the kick. Both kicks were in huge games and both kicks were very impressive. Mike even went so far as to send Jackson a short video after the game congratulating him on breaking the record. Mike is a class-act and couldn't be happier that Jackson broke his record. Both men are great ancestors to the program and will be rooting for the next generation of kickers to push the envelope and break the new record.

Congratulations on your selection as Co-Coach of the Year for the GWOC. The Elks placed seven on the first team, (more than any other school), what is the selection process for the All-GWOC conference awards?

Thank you. Any coach will tell you that there's no such thing as a coach's award without great support and great players. The amount of players that we have on the All-GWOC team is really a tribute to the amount of work that these players and assistant coaches have put in. They attack each day with incredible Humility, Effort, Attitude, Team, and Tradition. They put in the work and they are seeing the fruits of their labors. Awards are never the goal for us but they are good to show our players and coaches that their hard work does not go unnoticed. We have a great team because of the great players and assistant coaches. They are honored to be recognized.

PLAYOFF ROUNDUP

Centerville pulls away late, 'Boro loses a heartbreaker

By Travis Erickson
Staff Writer

Centerville broke the game open late, pulling away in a back and forth game for a 42-21 victory against Marysville in Friday night playoff football.

Trailing 24-21 late in the third quarter, the Elks scored 25 unanswered points to close the game.

Braylon Newcomb led the way for Centerville, finishing 10-of-15 through the air for 86 yards to go with 121 rushing yards and three touchdowns.

Nic Bruder tacked on a TD throw to Jamar Montgomery, who tallied five catches for 56 yards.

Other Elks highlights included Jackson Courville drilling a 55-yard field goal and Ross Coppock hauling in an interception return for a score.

The 55-yard field goal marks the longest in school history. Mike Nugent held the previous record at 52.

Centerville moves on in the Division I, Region 2 playoff to face a familiar foe next Friday in Springfield, which

knocked off Fairmont 21-0 on Friday night.

Springfield won this year's regular season matchup with Centerville 38-10.

OTHER GAMES

Division I, Region 4

Mason 29, Springboro 26: Mason scored the go-ahead touchdown in the final minute to send Springboro home in a heartbreaker. Evan Ruzzo threw a pair of first half touchdowns to Cade Lamb, each of them on fourth down plays, and then added to a Springboro lead with two second-half rushing scores.

Springfield gets revenge against Fairmont

Wildcats record their third shutout of the season.

By David Jablonski
Staff Writer


The Springfield Wildcats didn't dance in front of their marching band after their 35-7 victory in the first round of the playoffs. They didn't play well against Olentangy Orange despite the lopsided score, and coach Maurice Douglass let them know as they gathered around him after the game.

In the second round of the playoffs Friday, the Wildcats had their fun with the band. The players sprinted from the handshake line to the end zone and celebrated a 21-0 victory against Fairmont, the only team to beat them in the regular season, in the second round of the Division I, Region 2 playoffs in Springfield.

The same D.J. Khaled song that always plays after a Springfield victory accompanied the celebration.

"All I do is win, win, win, no matter what," the song goes.

Asked how Springfield



Springfield's Bryce Schondelmyer runs against Fairmont in the second round of the Division I, Region 2 playoffs in Springfield. DAVID JABLONSKI/STAFF

played, Douglass said, "Better. It was a better performance. They did a better job paying attention to detail. We showed them what we did against (Fairmont) in the years prior to this year."

Springfield blanked Fairmont 17-0 in the 2021 regular season. This game was much more similar to that game than Fairmont's 24-21 victory at Springfield on Sept. 23. The Springfield defense let the Firebirds sniff the end

zone once in the fourth quarter with the Wildcats leading 21-0.

Springfield outgained Fairmont 286-115. Fairmont averaged 4.3 yards per carry and 200.2 yards per game on the season but was limited to 2.4 yards per carry and 101 rushing yards in this game.

Linebacker Jaivian Norman led the defense with 14 tackles and 2½ tackles for a loss.

"The defense played phe-

nomenal," said quarterback Bryce Schondelmyer, who completed 14 of 19 passes for 173 yards. "On first down when you hold those guys to one or two yards or even negative yards, you're set because you know they're probably not going to pass."

No. 2 seed Springfield (10-1) will play No. 3 seed Centerville (10-2) in a regional semifinal at 7 p.m. next Friday at a neutral site that will be announced this weekend.

Centerville beat No. 11 seed Marysville 42-21.

Springfield won 38-10 at Centerville on Oct. 7. The Wildcats have won five straight games in the series. This will be the teams' first playoff meeting.

For the third straight week, Springfield broke open a close game in the third quarter. It turned a 7-0 halftime lead into a 21-0 lead after three quarters with Schondelmyer throwing a 40-yard touchdown pass to Daylen Bradley on the first drive of the quarter and Jayvin Norman running six yards for a score on the second drive.

Springfield outscored Northmont 28-0 in the third quarter in a 55-21 victory in Week 10 and outscored Olentangy Orange 21-0 in the third quarter in the first round of the playoffs.

In the first half, Springfield's opening drive ended with a fumble inside the Fairmont 5-yard line. Fairmont ended Springfield's second drive with an interception by Karmron Payne and then got a stop on 4th-and-2 on Springfield's third drive.

Springfield finally got on the board with 24 seconds left in the half on a 19-yard

touchdown pass from Schondelmyer to Anthony Brown. The Wildcats took a 7-0 lead into halftime.

"It was huge," Schondelmyer said. "They did a little drop in the middle of the field. The guy tried to rob it. I put it over the top, and (Brown) made a great play going up for it. It was perfect."

Springfield now has won six straight games since its loss to Fairmont. It outscored Springboro, Centerville, Miamisburg and Northmont 186-35 in the final four weeks of the regular season to clinch the Greater Western Ohio Conference title.

Fairmont, which beat Wayne 24-20 in the first round of the playoffs for its first home playoff victory in school history, end the season with an 8-4 record.

"We had great senior leadership," Fairmont coach Dave Miller said. "It's a great group of seniors. We're going to miss them. We have some maturity issues we're going to have to work through with the younger guys, but they were great leaders and I hope guys look up to them and model what they did."

Centerville-Springfield Preview



SPR vs CEN (FINAL) (10/07/2022 at Centerville) Centerville, OH

2nd	REGION SEED	3RD
10-1	W-L	10-2
37	PPG	26
11	OPP. PPG	14
401	YARDS/GAME	276
185	OPP. YARDS/GAME	251
-2	TURNOVER MARGIN	+6
#24	STRENGTH OF SCHEDULE	#8

TEAM	SPR (VISITOR)	CEN (HOME)
Score	38	10
First Downs	20	10
Rushes / Yards (Net)	27 / 152	33 / 156
Passing Yards (Net)	345	52
Passes -- Att / Comp / Int	30/19/1	15/4/1
Total Offensive Plays / Yards	57 / 497	48 / 208
Fumble Returns / Yards	0 / 0	0 / 0
Punt Returns / Yards	2 / 73	0 / 0
Kickoff Returns / Yards	1 / 42	7 / 145
Interception Returns / Yards	1 / 14	1 / 2
Punts (Number/Average)	3 / 34.7	6 / 34.2
Fumbles / Lost	0 / 0	1 / 1
Penalties / Yards	14 / 120	7 / 80
Possession Time	25:08	22:52

SPR						INDIVIDUAL LEADERS						CEN									
Rushing						Att	Net	TD	Lg	Avg	Rushing										
Jayvin Norman	8	114	2	49	14.3	Braylon Newcomb	16	109	1	51	6.8	Att	Net	TD	Lg	Avg					
Da'Shawn Martin	1	10	0	10	10.0	Carter Anderson	4	25	0	10	6.3	Gavin Monturo	3	11	0	6	3.7				
Dada Owens	5	9	1	3	1.8	Emable Wakilongo	8	6	0	4	0.8	Passing									
Jayden McKinster	2	7	0	5	3.5	Passing						Att	Comp	Int	Yds	TD	Lg				
Passing						Att	Comp	Int	Yds	TD	Lg	Braylon Newcomb	14	4	1	52	0	28			
Bryce Schondelmyer	30	19	1	345	1	80	Gavin Monturo	1	0	0	0	0	0	0	0	0	0				
Passing Receiving						No	Yards	TD	Lg	Passing Receiving											
Anthony Brown	6	162	1	80	Passing Receiving						No	Yards	TD	Lg							
Daylen Bradley	5	80	0	46	Nic Bruder	1	28	0	28	Quiten Robinson	1	11	0	11							
Duncan Bradley III	5	80	0	29	Jamar Montgomery	1	10	0	10	Sean Cole	1	3	0	3							
Jayvin Norman	2	15	0	17	Punting						No	Yards	Avg	TB	I20	Lg					
Punting						No	Yards	Avg	TB	I20	Lg	Jackson Courville	6	205	34.2	0	3	46			
Bryce Schondelmyer	3	104	34.7	1	0	37	Punt Returns						No.	Yards	TD	Lg					
Punt Returns						No.	Yards	TD	Lg	Punt Returns						No.	Yards	TD	Lg		
Da'Shawn Martin	1	52	0	52	Punt Returns						No.	Yards	TD	Lg							
Anthony Brown	1	21	0	21	Kick Returns						No	Yards	TD	Lg							
Kick Returns						No	Yards	TD	Lg	Kick Returns						No	Yards	TD	Lg		
Clayton Brim Jr	1	42	0	42	Kick Returns						No	Yards	TD	Lg							
Tackles						UA	A	Total	Sacks	TFL	Tackles						UA	A	Total	Sacks	TFL
Bryce Washington	5	2	7.0	0.0	2.0	Tackles						UA	A	Total	Sacks	TFL					
Isaiah Banks	2	4	6.0	0.5	0.5	Matthew Karpinsky	4	3	7.0	0.0	0.5	Reggie Powers	4	3	7.0	0.0	0.5				
Robert Owens Jr	1	5	6.0	0.5	1.5	Mason Keely	3	1	5.0	1.0	1.0	Reggie Powers	4	3	7.0	0.0	0.5				
Bryce Sherrock	4	1	5.0	0.0	0.0	Ross Coppock	3	2	5.0	0.0	0.0	Mason Keely	3	1	5.0	1.0	1.0				
Tackles						UA	A	Total	Sacks	TFL	Tackles						UA	A	Total	Sacks	TFL
Bryce Washington	5	2	7.0	0.0	2.0	Matthew Karpinsky	4	3	7.0	0.0	0.5	Reggie Powers	4	3	7.0	0.0	0.5				
Isaiah Banks	2	4	6.0	0.5	0.5	Reggie Powers	4	3	7.0	0.0	0.5	Mason Keely	3	1	5.0	1.0	1.0				
Robert Owens Jr	1	5	6.0	0.5	1.5	Ross Coppock	3	2	5.0	0.0	0.0	Mason Keely	3	1	5.0	1.0	1.0				
Bryce Sherrock	4	1	5.0	0.0	0.0	Ross Coppock	3	2	5.0	0.0	0.0	Ross Coppock	3	2	5.0	0.0	0.0				

Springfield Offense Key Players



Michael Cooper, Dayton Daily News



David Jablonski, Dayton Daily News

#9 Bryce Schondelmyer | QB
 Height: 6'2" Weight: 195 Grade: Senior

#7 Anthony Brown | WR, CB
 Height: 5'10" Weight: 171 Grade: Senior

Offense Season Stats											
PASSING											
G	ATT	CMP	YDS	YPG	AVG	PCT	TD	INT	LNG	RAT	
11	319	219	3530	320.9	11.1	68.7	37	9	80	194.2	

Offense Season Stats						
RECEIVING						
G	REC	YDS	YPG	AVG	LNG	TD
11	55	1164	105.8	21.2	80	15

RUSHING						
ATT	YDS	YPG	AVG	LNG	TD	FUM
57	26	2.4	0.5	16	1	5

RUSHING						
ATT	YDS	YPG	AVG	LNG	TD	FUM
12	85	7.7	7.1	22	0	1

Prospect Info

POS: QB HEIGHT: 6-2 WEIGHT: 195

HIGH SCHOOL: Springfield
 CITY: Springfield, OH CLASS: 2023

Player Rating

247SPORTS: ★★★★★ 76
 QB: ★★★★★ 76 OH: ★★★★★ 76
 NATL: N/A DB: N/A OH: N/A

College List

Offer	Interest	Recruited By	Roster Outlook	Visit
<input checked="" type="checkbox"/>	<input checked="" type="checkbox"/>	Ashland University	0 DB, 0 Commits	-
<input checked="" type="checkbox"/>	<input checked="" type="checkbox"/>	Dayton	0 DB, 0 Commits	-
<input checked="" type="checkbox"/>	<input checked="" type="checkbox"/>	Tiffin University	0 DB, 0 Commits	-

Prospect Info

POS: WR HEIGHT: 5-10 WEIGHT: 170

HIGH SCHOOL: Springfield
 CITY: Springfield, OH CLASS: 2023

Player Rating

247SPORTS: ★★★★★ 89
 WR: ★★★★★ 89 OH: ★★★★★ 13
 247SPORTS COMPOSITE*: ★★★★★ 0.8900
 NATL: 416 History WR: 57 OH: 11

[Watch Highlights](#)



Springfield Defense Key Players



Aaron Scott
Timeline

Prospect Info

POS	HEIGHT	WEIGHT
CB	6-1	170

HIGH SCHOOL
Springfield

CITY
Springfield, OH

CLASS
2024

Player Rating

247SPORTS
★★★★☆ 90

NATL. CB OH
237 History 25 8

247SPORTS COMPOSITE*
★★★★☆ 0.9438


NATL. CB OH
125 History 11 4

College List

College	Offer	Interest	Recruited By	Roster Outlook
Kentucky	✓	Warm	Vince Marrow	4 CB, 0 Commits
Ohio State	✓	Warm	Tim Walton	7 CB, 3 Commits
Arkansas	✓	Cool	Dominique Bowman	12 CB, 2 Commits

Defense Season Stats

G	TACKLES					FUMBLES		INTERCEPTIONS				
	TOT	SOLO	AST	SACK	TFL	FF	FR	INT	YDS	LNG	TD	PD
9	15	13	2	0.0	2.0	0	1	4	86	55	2	4



Jaivian Norman
Timeline

Prospect Info

POS	HEIGHT	WEIGHT
S	5-10	184

HIGH SCHOOL
Springfield

CITY
Springfield, OH

CLASS
2023

Player Rating

247SPORTS
★★★★☆ 78

S OH
198 104

247SPORTS COMPOSITE*
★★★★☆ 0.8096

NATL. S OH
1883 History 159 75



Defense Season Stats

G	TACKLES					FUMBLES		INTERCEPTIONS				
	TOT	SOLO	AST	SACK	TFL	FF	FR	INT	YDS	LNG	TD	PD
11	108	45	63	2.0	17.0	1	0	1	22	22	0	1



Wildcats blast Elks

By David Jablonski
Staff Writer

CENTERVILLE — The Springfield football team has learned something about itself the last two weeks in blowout victories against Springboro and Centerville after losing 24-21 at home to Fairmont.

“We’re gritty,” running back Jayvin Norman said. “We hate losing. Our coaches hate losing. We got back in the lab.”

“Sometimes it takes that,” coach Maurice Douglass said. “You humble yourself and realize that you’re not as good as you think you are, and you have to work to be special. In the last two weeks, we’ve done a really good job of paying attention to detail in practice. We’ve had really good spirited practices.”

That led to a 54-14 victory at home in Week 7 against Springboro and a 38-10 victory at Centerville in Week 8 on Friday.

With two games to play, Springfield (6-1, 4-1) and Springboro (6-2, 4-1) share first place in the Greater Western Ohio Conference.

Springboro beat Northmont 41-17 on Friday. Wayne (5-3, 3-2) lost 26-21 at home to Fairmont to fall into a three-way tie for third with Centerville (6-2, 3-2) and Fairmont (6-2, 3-2).

Springfield closes the season with a home game against Miamisburg and a road game at Northmont. Springboro plays at home against Wayne in Week 9 and then plays at Miamisburg.

The Wildcats continue to dominate the series against



Springfield players react after recovering a fumble against Centerville during Friday's blowout win at Centerville Stadium. DAVID JABLONSKI / STAFF

Centerville. This was their fifth straight victory against the Elks and second straight blowout. Both teams ranked in the top 10 in Division I a year ago when the Wildcats won 44-7 in Springfield.

This time Centerville ranked fourth and Springfield fifth in the state poll. However, the game was a rout from the start.

Springfield scored on its first two possessions. It took a 7-0 lead on a 13-yard run by Norman with 4:38 left in first quarter. Norman ran 49 yards for another touchdown with 21 seconds left in the first quarter, giving Springfield a 14-0 lead. Those were his third and fourth touchdowns of the season. He finished with 114 yards on eight carries.

“Nobody ever respects our

run game,” Norman said. “They think we’re a passing team. So I just came in prepared. We’re young up front. We’ve got a bunch of sophomores and freshmen. We just do what we do.”

Springfield has 10 rushing touchdowns and 23 receiving touchdowns in seven games.

Bryce Schondelmyer completed 19 of 30 passes for 345 yards against Centerville. He threw a 46-yard pass to Daylen Bradley to set up his own 3-yard touchdown run with 26 seconds remaining in the half. The Wildcats led 24-3 at halftime.

In the third quarter, Day-Day Owens ran three yards for a Springfield touchdown, and Schondelmyer threw an 80-yard touchdown pass to Anthony Brown.

Springfield outgained

Centerville 497-208. Centerville lost starting quarterback Drake Wells to an injury on Sept. 30. Braylon Newcomb and Gavin Monturo split time last week in a 37-6 victory against Beavercreek. Newcomb started this game and scored Centerville’s only touchdown on a 51-yard run in the third quarter.

“We did a good job of taking away what we felt that they would try to do,” Douglass said. “We know that (Newcomb) was a runner, and we let him get through there on one, and that was the biggest play all day but our guys did a good job of battling.”

Contact this reporter at 937-244-7400 or email david.jablonski@coxinc.com.

Elks - Wildcats

Friday, October 7, 2022



38

Springfield



10

Centerville

	1	2	3	4	T
SPR	14	10	14	0	38
CEN	0	3	7	0	10

Scoring Summary						Team Stat Comparison		
1ST QUARTER						SPR	CEN	
SPR	TD	04:38	Jayvin Norman 13 YD RUN (Samuel Fralick KICK)	7	0	1st Downs	20	10
SPR	TD	00:21	Jayvin Norman 49 YD RUN (Samuel Fralick KICK)	14	0	Total Yards	497	208
2ND QUARTER						SPR	CEN	
SPR	FG	03:43	Samuel Fralick 32 YD	17	0	Passing Completions	19	4
CEN	FG	01:12	Jackson Courville 41 YD	17	3	Passing Attempts	30	15
SPR	TD	00:26	Bryce Schondelmyer 2 YD RUN (Samuel Fralick KICK)	24	3	Passing Yards	345	52
3RD QUARTER						SPR	CEN	
SPR	TD	09:03	Dada Owens 3 YD RUN (Samuel Fralick KICK)	31	3	Passing Average	11.5	3.5
CEN	TD	06:20	Braylon Newcomb 51 YD RUN (Jackson Courville KICK)	31	10	Rushing Attempts	27	33
SPR	TD	06:10	Anthony Brown 80 YD PASS FROM Bryce Schondelmyer (Samuel Fralick KICK)	38	10	Rushing Yards	152	156
						Rushing Average	5.6	4.7
						3rd Down Efficiency	2-9	4-13
						4th Down Efficiency	1-2	1-2
						Penalties	14-120	7-80
						Turnovers	1	2
						Possession	25:08	22:52

#	Team	Quarter	Drive Started		How Obtained	Drive Ended		How Lost	Drive Consumed		
			Yd.	Line Time		Yd.	Line Time		Yards	Plays	Time
1	CEN	1	39	12:00	Kickoff	Op 38	08:07	Punt	23	6	03:53
1	SPR	1	11	08:07	Punt	Op 0	04:38	Touchdown	89	7	03:29
2	CEN	1	41	04:38	Kickoff	48	02:26	Punt	7	3	02:12
2	SPR	1	15	02:26	Punt	Op 0	00:21	Touchdown	85	6	02:05
3	CEN	1/2	27	00:21	Kickoff	Op 46	11:01	Punt	27	5	01:20
3	SPR	2	32	11:01	Punt	47	08:18	Punt	15	5	02:43
4	CEN	2	22	08:18	Punt	21	08:14	Fumble	-1	1	00:04
4	SPR	2	Op 21	08:14	Fumble	Op 15	03:43	Field Goal	6	8	04:31
5	CEN	2	26	03:43	Kickoff	Op 24	01:12	Field Goal	50	8	02:31
5	SPR	2	35	01:12	Kickoff	Op 0	00:26	Touchdown	65	4	00:46
6	CEN	2	20	00:26	Kickoff	19	00:00	End Half	-1	1	00:26
6	SPR	3	Op 48	12:00	Kickoff	Op 0	09:03	Touchdown	48	7	02:57
7	CEN	3	14	09:03	Kickoff	Op 0	06:20	Touchdown	86	6	02:43
7	SPR	3	20	06:20	Kickoff	Op 0	06:10	Touchdown	80	1	00:10
8	CEN	3	33	06:10	Kickoff	Op 46	02:30	Interception	21	8	03:40
8	SPR	3/4	34	02:30	Interception	Op 7	11:57	Unknown	59	7	02:33
9	SPR	4	Op 7	11:57	Unknown	Op 7	11:54	Downs	0	1	00:03
9	CEN	4	7	11:54	Downs	42	09:43	Interception	35	6	02:11
10	CEN	4	20	09:43	Interception	28	07:45	Punt	8	3	01:58
10	SPR	4	Op 42	07:45	Punt	Op 37	04:10	Punt	5	6	03:35
11	CEN	4	20	04:10	Punt	38	02:36	Punt	18	4	01:34
11	SPR	4	16	02:36	Punt	11	00:20	Punt	-5	3	02:16
12	CEN	4	Op 47	00:20	Punt	Op 37	00:00	End Game	10	1	00:20

Marysville Game Statistics



MAR vs CEN (FINAL)
(11/04/2022 at Centerville)
Centerville, OH

TEAM	MAR (VISITOR)	CEN (HOME)
First Downs	12	14
--Rushing	9	7
--Passing	3	7
--Penalty	0	0
Rushing Attempts	48	34
Yards Gained Rushing	237	209
Yards Lost Rushing	21	30
Net Yards Rushing	216	179
Net Yards Passing	56	107
--Passes Attempted	12	17
--Passes Completed	8	11
--Had Intercepted	1	0
Total Offensive Plays	60	51
Total Net Yards	272	286
--Average Gain Per Play	4.5	5.6
Fumbles: Number / Lost	1 / 0	1 / 1
Penalties: Number / Yards	1 / 10	5 / 55
Number of Punts / Yards	6 / 96	3 / 132
--Average Per Punt	16.0	44.0
Punt Returns: Number / Yards	2 / 12	2 / 12
Number of Kickoffs / Yards	4 / 172	8 / 480
--Average Per Kick	43.0	60.0
--Touchbacks	1	8
Kickoff Returns: Number / Yards	0 / 0	3 / 50
Interception Returns: Number / Yards	0 / 0	1 / 29
Fumble Returns: Number / Yards	0 / 0	0 / 0
Miscellaneous Yards	0	0
Possession Time	25:56	22:04
Third Down Conversions	7 of 15	1 of 8
Fourth Down Conversions	0 of 2	1 of 1
Redzone Conversions:	1 of 1	3 of 3
Redzone Touchdowns:	1	2
Redzone Field Goals Made:	0	1
Sacks By: Number / Yards	2 / 11	2 / 16

Offensive Statistics

Marysville Monarchs VISITOR

No	Rushing	Att	Gain	Lost	Net	TD	Long
3	Nascere Smith	9	87	2	85	1	53
22	Griffin Johnson	19	79	3	76	0	14
36	Colton Powers	14	58	0	58	1	20
15	Matt Krutowskis	1	5	0	5	0	5
11	Brady Seger	5	8	16	-8	1	4
Total		48	237	21	216	3	53

No	Passing	Att	Cmp	Int	Yds	TD	Long	Sacks
11	Brady Seger	12	8	1	56	0	17	2
Total		12	8	1	56	0	17	2

No	Pass Receiving	No	Yds	TD	Long
22	Griffin Johnson	4	34	0	17
7	Daquise French	1	11	0	11
36	Colton Powers	1	6	0	6
3	Nascere Smith	1	3	0	3
34	Christian McCartney	1	2	0	2
Total		8	56	0	17

No	All-Purpose	Run	Rcv	KR	PR	IR	Total
22	Griffin Johnson	76	34	0	0	0	110
3	Nascere Smith	85	3	0	12	0	100
36	Colton Powers	58	6	0	0	0	64
7	Daquise French	0	11	0	0	0	11
15	Matt Krutowskis	5	0	0	0	0	5
34	Christian McCartney	0	2	0	0	0	2
Total		224	56	0	12	0	292

Centerville Elks HOME

No	Rushing	Att	Gain	Lost	Net	TD	Long
9	Braylon Newcomb	19	141	20	121	3	61
4	Emable Wakilongo	9	53	0	53	0	9
43	Parker Johnson	1	6	0	6	0	6
3	Reggie Powers	2	5	0	5	0	4
21	Jacaurre Vaughn	1	4	0	4	0	4
0	TEAM	2	0	10	-10	0	0
Total		34	209	30	179	3	61

No	Passing	Att	Cmp	Int	Yds	TD	Long	Sacks
9	Braylon Newcomb	15	10	0	86	0	15	2
2	Nic Bruder	2	1	0	21	1	21	0
Total		17	11	0	107	1	21	2

No	Pass Receiving	No	Yds	TD	Long
24	Jamar Montgomery	5	56	1	21
2	Nic Bruder	2	25	0	14
14	Sean Cole	2	23	0	15
13	Quiten Robinson	1	8	0	8
3	Reggie Powers	1	-5	0	0
Total		11	107	1	21

No	All-Purpose	Run	Rcv	KR	PR	IR	Total
9	Braylon Newcomb	121	0	0	0	0	121
6	Ross Coppock	0	0	30	0	29	59
24	Jamar Montgomery	0	56	0	0	0	56
4	Emable Wakilongo	53	0	0	0	0	53
2	Nic Bruder	0	25	0	12	0	37
14	Sean Cole	0	23	0	0	0	23
3	Reggie Powers	5	-5	20	0	0	20
13	Quiten Robinson	0	8	0	0	0	8
43	Parker Johnson	6	0	0	0	0	6
21	Jacaurre Vaughn	4	0	0	0	0	4
Total		189	107	50	12	29	387



Offensive Action



MAKE THE BIG PLAY



Nic Bruder passes to Jamar Montgomery for 4th quarter touchdown



Defensive Statistics

---- Centerville Elks

No	Player Name	Solo	Ast	Total	Sacks/Yds	TFL/Yds	FR/Yds	Int/Yds	BrUp	Other
8	Jean-Louis, Joseph	6	5	11	-	-	-	-	-	1 BP
3	Powers, Reggie	6	4	10	1.0/7.0	1.5/7.5	-	-	1	
25	Mullinger, Jacob	6	3	9	-	-	-	-	-	
5	Karpinsky, Matthew	7	1	8	-	-	-	-	-	
6	Coppock, Ross	4	2	6	-	-	-	1/29	-	
2	Bruder, Nic	3	1	4	-	0.5/0.5	-	-	-	
44	Smith, Loukas	1	2	3	-	-	-	-	-	
40	Jones, Matthew	2	0	2	1.0/9.0	1.0/9.0	-	-	-	
1	Deng, Emmanuel	1	1	2	-	-	-	-	-	
10	Alejandrino, Seth	1	0	1	-	-	-	-	-	
50	Gay, Cameron	1	0	1	-	1.0/2.0	-	-	-	
71	Hough, Zane	1	0	1	-	-	-	-	-	
32	Bomberry, Sam	0	1	1	-	-	-	-	-	
33	King, Landon	0	1	1	-	-	-	-	-	
22	Miltenberger, Connor	0	1	1	-	-	-	-	-	
Total		39	22	61	2.0/16.0	4.0/19.0	0/0	1/29	1	

Legend: Solo- Unassisted Tackles Ast- Assisted Tackles Total- Total Tackles Sacks- Quarterback Sacks TFL- Tackles For Loss FR- Fumble Recoveries Returned Int- Pass Interceptions BrUp- Broken Up Other- FF=Forced fumble, BP=Blocked punt, BF=Blocked field goal



Defensive Action



#32 Sam Bomberly's pressure results in Ross Coppick's "Pick Six"



**RELENTLESS
PURSUIT**




Kicking Statistics

No	Punting	No	Yds	Avg	TB	I20	Long
21	Vanyin Fultz	6	96	16.0	0	0	28
Total		6	96	16.0	0	0	28

No	Returns*	Punt No	Yds	LP	Kickoff No	Yd	LP	Int.	Pass No	Yds	LP
3	Nascere Smith	2	12	10	0	0	0	0	0	0	0
Total		2	12	10	0	0	0	0	0	0	0

No	Punting	No	Yds	Avg	TB	I20	Long
28	Jackson Courville	3	132	44.0	0	2	47
Total		3	132	44.0	0	2	47

No	Returns*	Punt No	Yds	LP	Kickoff No	Yd	LP	Int.	Pass No	Yds	LP
2	Nic Bruder	2	12	7	0	0	0	0	0	0	0
6	Ross Coppock	0	0	0	2	30	19	1	29	29	
3	Reggie Powers	0	0	0	1	20	20	0	0	0	
Total		2	12	7	3	50	20	1	29	29	



Record setting 55 yard field goal

No	Field Goals	Distance	Result
28	Jackson Courville	55	Good
28	Jackson Courville	25	Good

No	Kickoffs	No	Yds	Avg	TB	FC	OB
28	Jackson Courville	8	480	60.0	8	0	0
Total		8	480	60.0	8	0	0



Mason Keely
Snapper



Nic Bruder
Holder



Jackson Courville
Kicker



Scoring Summary

SCORE BY QUARTERS	1	2	3	4	OT	TOTAL
(V) Marysville Monarchs	0	7	14	0	0	21
(H) Centerville Elks	3	6	15	18	0	42

Team	Qtr.	Time	Scoring Play	Conversion	Plays/Yds	Score
CEN	1	01:42	Jackson COURVILLE 25 yard Field Goal attempt GOOD, clock 01:42		6 / 19	0 - 3
MAR	2	07:54	Brady Seger Carries(QB Keeper) TOUCHDOWN, clock 07:54 1 yds	PAT Kick by Xavier Heller GOOD.	14 / 80	7 - 3
CEN	2	03:40	Braylon NEWCOMB Carries(QB Keeper) TOUCHDOWN, clock 03:40 9 yds	PAT Kick by Jackson COURVILLE NO Good	9 / 58	7 - 9
MAR	3	10:26	Colton Powers Carries(Hand Off) TOUCHDOWN, clock 10:26 20 yds	PAT Kick by Xavier Heller GOOD.	2 / 26	14 - 9
CEN	3	06:59	Braylon NEWCOMB Carries(QB Keeper) TOUCHDOWN, clock 06:59 1 yds	PAT Run by Braylon NEWCOMB GOOD.	9 / 62	14 - 17
MAR	3	04:47	Nascere Smith Carries(Hand Off) TOUCHDOWN, clock 04:47 53 yds	PAT Kick by Xavier Heller GOOD.	5 / 80	21 - 17
CEN	3	02:21	Braylon NEWCOMB Carries(QB Keeper) TOUCHDOWN, clock 02:21 32 yds	PAT Kick by Jackson COURVILLE GOOD.	7 / 80	21 - 24
CEN	4	08:33	Jackson COURVILLE 55 yard Field Goal attempt GOOD, clock 08:33		4 / 2	21 - 27
CEN	4	07:02	Nic BRUDER Passes to Jamar MONTGOMERY COMPLETE TOUCHDOWN, clock 07:02 21 yds	PAT Pass from Braylon NEWCOMB to Reggie POWERS GOOD.	1 / 21	21 - 35
CEN	4	05:21	Brady Seger Passes to Unknown INTERCEPTED by Ross COPPOCK at the MAR 29 TOUCHDOWN, clock 05:21 29 yds	PAT Kick by Jackson COURVILLE GOOD.	0 / 0	21 - 42



QB Braylon Newcomb breaks in the open for a 32 yard touchdown.

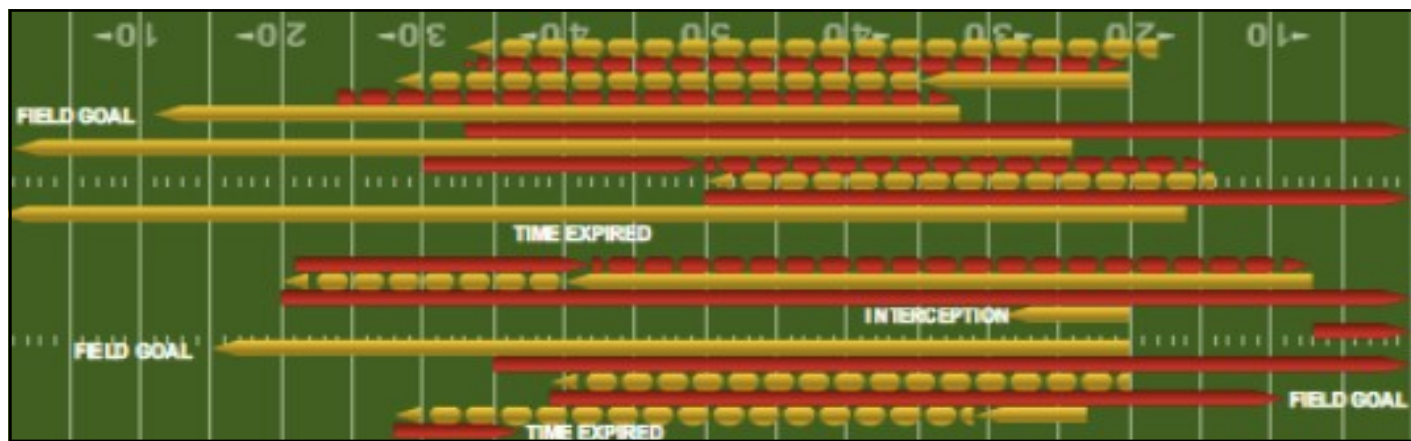
##	Team	Drive Started			Drive Ended			Drive Consumed			
		Quarter	Yd. Line	Time	How Obtained	Yd. Line	Time	How Lost	Yards	Plays	Time
1	MAR	1	20	12:00	Kickoff	41	08:03	Punt	21	8	03:57
1	CEN	1	49	08:03	Punt	Op 45	06:34	Punt	6	3	01:29
2	MAR	1	2	06:34	Punt	9	04:50	Punt	7	3	01:44
2	CEN	1	Op 27	04:50	Punt	Op 8	01:42	Field Goal	19	6	03:08
3	MAR	1/2	20	01:42	Kickoff	Op 0	07:54	Touchdown	80	14	05:48
3	CEN	2	42	07:54	Kickoff	Op 0	03:40	Touchdown	58	9	04:14
4	MAR	2	20	03:40	Kickoff	27	02:45	Punt	7	3	00:55
4	CEN	2	37	02:45	Punt	11	01:15	Punt	-26	3	01:30
5	MAR	2	Op 48	01:15	Punt	Op 43	00:00	End Half	5	5	01:15
5	CEN	3	38	12:00	Kickoff	26	10:37	Fumble	-12	3	01:23
6	MAR	3	Op 26	10:37	Fumble	Op 0	10:26	Touchdown	26	2	00:11
6	CEN	3	38	10:26	Kickoff	Op 0	06:59	Touchdown	62	9	03:27
7	MAR	3	20	06:59	Kickoff	Op 0	04:47	Touchdown	80	5	02:12
7	CEN	3	20	04:47	Kickoff	Op 0	02:21	Touchdown	80	7	02:26
8	MAR	3	20	02:21	Kickoff	26	00:00	Punt	6	3	02:21
8	CEN	3/4	40	00:00	Punt	48	10:30	Punt	8	3	01:30
9	MAR	4	15	10:30	Punt	19	09:17	Punt	4	3	01:13
9	CEN	4	Op 40	09:17	Punt	Op 38	08:33	Field Goal	2	4	00:44
10	MAR	4	20	08:33	Kickoff	22	07:08	Blocked Punt	2	3	01:25
10	CEN	4	Op 21	07:08	Blocked Punt	Op 0	07:02	Touchdown	21	1	00:06
11	MAR	4	20	07:02	Kickoff	27	05:21	Interception	7	4	01:41
11	CEN	4	0	05:21	Interception	0	05:21	Touchdown	0	0	00:00
12	MAR	4	20	05:21	Kickoff	39	02:07	Downs	19	7	03:14
12	CEN	4	Op 39	02:07	Downs	Op 39	00:00	End Game	0	4	02:07

Marysville Monarchs

	First Quarter	Second Quarter	Third Quarter	Fourth Quarter	First Half	Second Half	Final
Time of Possession	07:23	06:16	04:44	07:33	13:39	12:17	25:56
Third-Down Conversions	1-3	4-5	1-2	1-5	5-8	2-7	7-15
Average Field Position	14	36	38	18	22	27	25
Fourth-Down Conversions	0-0	0-0	0-0	0-2	0-0	0-2	0-2

Centerville Elks

	First Quarter	Second Quarter	Third Quarter	Fourth Quarter	First Half	Second Half	Final
Time of Possession	04:37	05:44	07:16	04:27	10:21	11:43	22:04
Third-Down Conversions	0-2	0-2	1-2	0-2	0-4	1-4	1-8
Average Field Position	Op 39	39	34	Op 34	50	48	48
Fourth-Down Conversions	0-0	1-1	0-0	0-0	1-1	0-0	1-1



Marysville Players of the Week




Jacob Brink
Scout Team Defense



Nic Bruder
Defensive Back



Jackson Courville
Special Teams



Jamar Montgomery
Offensive Back



Luke Mullinger
Scout Team Offense



Loukas Smith
Defensive Line



Matthew Wheatley
Offensive Line

55 Yard School Record



Jackson Courville broke the Centerville football school record for the longest field goal held for 22 years by Mike Nugent. The previous record was 52 yards kicked on October 27th, 2000. The photo above is a composite of three images to track the flight of the ball.



 **Jackson Courville**
@JCourville28

55yd FG to break Mike Nugent's school record! Thankful for the opportunity to make a big play. Not just my record, shoutout all the guys on special teams for making it happen especially @MasonKeely3 and @BruderNic for the snap and hold. Job's not finished. Beat Springfield!

 3,508 views 0:07 / 0:12

7:04 PM · Nov 6, 2022 · Twitter for iPhone





JAN UNDERWOOD/DAYTON DAILY NEWS

CENTERVILLE'S MIKE NUGENT

Sophomore QB leads Warriors over Elks

Wayne, Centerville, Xenia earn piece of WOL championship

By **SCOTT HALASZ**
Dayton Daily News

CENTERVILLE — It's a question that is being asked all around Huber Heights this morning.

Where was Chase Riffle all season? The 6-foot, 195-pound sophomore quarterback for Wayne has emerged as a superstar the last two weeks and earned his keep on Friday night, leading the Warriors to a 20-17 upset of Centerville and perhaps a second-straight playoff berth.

A crowd of 9,700 watched Riffle pick apart the Centerville defense in the air and on the ground to help the Warriors claim a share of the final Western Ohio League title. Centerville (6-4 overall, 5-2 WOL), Wayne and Xenia all earned a piece of the league crown.

In just his second start of the

season, Riffle ran for 30 key yards and unofficially completed 19 of 36 passes for 303 yards, including 227 in the first half, as the Warriors (6-4, 5-2) built what seemed to be an insurmountable 17-0 halftime lead. He ran for a 9-yard touchdown and threw for a 9-yarder while keeping drives alive with his mobility.

"Chase was getting ready (on reserve)," Wayne coach Jay Minton said. "Chase had been doing a great job all year on the scout team."

When Wayne scored just three points against Fairmont a few weeks ago, Minton decided to make a QB switch. What a move. Last week, Riffle led Wayne to a win over Fairborn. Now this.

"(I was) making my reads, picking the right plays," an exhausted and emotional Riffle said.

Then when Centerville mounted a memorable fourth-quarter comeback that was culminated by **Mike Nugent's 52-yard** field goal, Riffle again took over, leading Wayne down the field late in the game. Jon McClain's 21-yard field goal with 1:12 left, which was made possible by a gutsy fake punt on fourth-and-two, sealed the deal.

"I knew we could pull it out," Riffle

said. "(Coach) just told me to keep my cool, settle down."

Centerville was its own worst enemy in the first half, aiding and abetting Wayne. The Elks fumbled deep inside Warrior territory once and missed several key blocks on short-yardage plays.

Riffle's first score, a 9-yard bootleg, gave Wayne a 7-0 lead early in the second quarter. Following a Centerville fumble, Riffle led the Wayne offense down the field to set up a 30-yard field goal by Jon McClain. Shortly before halftime, Riffle hooked up with Ryan Hodge on a 9-yard pass in the flat for a 17-0 intermission shocker. All of the scores were set up by key third-down conversions.

Centerville bounced back in the third quarter, scoring first on a 27-yard halfback pass from A.J. Hawk to Evan Schulze. Then on the first play of Wayne's next possession, Chris Mitchell came up with a loose ball when Riffle was hit on the arm during a pass. Adam Newton ran it in from 13 yards on the next play to make it 17-14. Newton's long-range missile tied it but the Elks failed to capitalize on any other possessions.

► **Contact Scott Halasz** at 225-7389 or e-mail scott_halasz@coxohio.com



KICKER

Mike Nugent

- Centerville
- Senior, 5-11, 167 pounds
- Starting QB kicked 26 extra points and four field goals

Men of Centerville

Where Are They Now?

MIKE NUGENT



CHS 2001

Years Played: 1997-2000
Positions: Placekicker,
Quarterback, Running Back

H.S. Honors:

- Team Captain,
- Sonny Unger Award Winner,
- 2nd Team All State,
- 2 Time All Area,
- 2 Time All WOL

College Career:

The Ohio State University

- 2002 National Champions
- 2 Time All American
- Lou Groza Award
- Team Captain
- Team MVP
- 22 School Records


Family Info: Mom and Dad (Dan and Carolyn) live in Centerville, Brother, Kevin lives in Columbus, Sister, Susan and her family also live in Centerville, Sister, Katherine and her family live in Michigan

Post College: 2nd Round Draft Pick to the New York Jets (4yrs), one season with Tampa Bay and Arizona, and currently playing for the Cincinnati Bengals

Men of Centerville

What has ELK Pride, (Teamwork, Attitude and Effort), meant to you?

"ELK Pride has given me the foundation of the person that I am today. My dedication and hard work towards my football career would not be what it is without Centerville Elks Football. Not only did I learn that I could do anything with effort and hard work, but also having the most discipline puts me a step ahead in anything that I experience".



"After my experiences at Centerville and Ohio State I have had the amazing opportunity of living my childhood dream of being a professional football player in the NFL. I would have never been able to play at Ohio State or play in the NFL if I didn't play football for Coach Bob Gregg and Coach Ron Ullery. If I could change anything, I wish I could have played one game with my brother-in-law, Adam Taylor, who is currently the linebackers coach for the Elks. His passion for the team really shows what Elks Football is all about. All of the past players wish we could play in one more game for Centerville, and that says so much about what the program is today".


Big Boys

Senior Captains Jason Flowers, Mike Nugent, Adam Newlon, Mike Shockey, and Joe Abboud.



Men of Centerville



Nugent with the Bengals in 2011 



Nugent with the Cowboys in 2017

Personal information

Born: March 2, 1982 (age 40)
Centerville, Ohio

Height: 5 ft 10 in (1.78 m)

Weight: 190 lb (86 kg)

Career information

High school: Centerville (Centerville, Ohio)

College: Ohio State

Position: Placekicker

NFL Draft: 2005 / Round: 2 / Pick: 47

Career history

- New York Jets (2005–2008)
- Tampa Bay Buccaneers (2009)
- Arizona Cardinals (2009)
- Cincinnati Bengals (2010–2016)
- New York Giants (2017)*
- Dallas Cowboys (2017)
- Chicago Bears (2017)
- Oakland Raiders (2018)
- New England Patriots (2019)
- Arizona Cardinals (2020)

* Offseason and/or practice squad member only

Career highlights and awards

- PFWA All-Rookie Team (2005)
- BCS national champion (2002)
- 2× Consensus All-American (2002, 2004)
- 2× First-team All-Big Ten (2002, 2004)
- Lou Groza Award (2004)

Career NFL statistics


Field goals made: 265

Field goal attempts: 327

Field goal %: 81.0

Longest field goal: 55

Touchbacks: 243

Player stats at [NFL.com](https://www.nfl.com) 



Standings

TEAMS	CONFERENCE				OVERALL				
	W-L	PCT	PF	PA	W-L	PCT	PF	PA	STRK
Springfield	6 - 1	.857	277	93	10 - 1	.909	403	122	W6
Centerville	5 - 2	.714	163	106	10 - 2	.833	306	168	W4
Springboro	5 - 2	.714	193	158	8 - 4	.667	329	258	L1
Fairmont	4 - 3	.571	121	108	8 - 4	.667	224	173	L1

Recent Results

FRIDAY, NOVEMBER 4, 2022

Springfield 21, Fairmont 0 postseason

Centerville 42, Marysville 21 postseason

Mason 29, Springboro 26 postseason

Offensive Leaders

PASSING YARDS	YDS
1 . Bryce Schondelmyer, Springfield	3530
2 . Tyrell Lewis, Wayne	2390
3 . Cahke' Cortner, Northmont	2011
4 . Evan Ruzzo, Springboro	1959
5 . Preston Barr, Miamisburg	1227
Complete Leaders	
RUSHING YARDS	YDS
1 . Drew Baker, Fairmont	1335
2 . Evan Ruzzo, Springboro	1085
3 . Zachariah Williams, Wayne	1064
4 . Willizhaun Yates, Springboro	739
5 . Emable Wakilongo, Centerville	735
Complete Leaders	
RECEIVING YARDS	YDS
1 . Anthony Brown, Springfield	1164
2 . RJ Mukes III, Wayne	1101
3 . Daylen Bradley, Springfield	1033
4 . Jackson McGohan, Miamisburg	941
5 . Dalin Wilkins, Northmont	813

Defensive Leaders

TACKLES	TACK
1 . Connor Smith, Springboro	138
2 . CJ Crawford, Beavercreek	116
3 . Jaivian Norman, Springfield	108
4 . Syllas Cunningham, Springboro	103
4 . Aiden Weimer, Springboro	103
Complete Leaders	
SACKS	SACK
1 . Javon Hammonds, Wayne	9.5
1 . Payton Lupton, Northmont	9.5
3 . Aiden Weimer, Springboro	8
4 . Joseph Jean-Louis, Centerville	6.5
5 . Jackson Heims, Springfield	5.5
Complete Leaders	
INTERCEPTIONS	INT
1 . Ross Coppock, Centerville	7
2 . Nic Bruder, Centerville	4
2 . Aaron Scott, Springfield	4
4 . Syllas Cunningham, Springboro	3
4 . Christian Davis, Miamisburg	3

AP Ohio High School Football Poll



DIVISION I



1. Lakewood St. Edward (12) 9-1



2. West Chester Lakota West (2) 10-0



3. Cincinnati Moeller 9-1



4. Springfield (2) 8-1



5. Cincinnati Elder 8-2



5. Gahanna Lincoln 9-1



7. Medina 9-1



8. Centerville 8-2



9. Dublin Jerome 8-2



10. Perrysburg 9-1

2022 OHSAA PLAYOFFS

Division 1 Region 1

Regional Semifinal



#5 St Ignatius



#1 St Edward



#3 Mentor



#2 Medina

Division 1 Region 2

Regional Semifinal



#8 Olentangy Liberty



#4 Perrysburg



#3 Centerville



#2 Springfield

Division 1 Region 3

Regional Semifinal



#4 Pickerington Central



#1 Gahanna Lincoln



#3 New Albany



#2 Upper Arlington

Division 1 Region 4



#5 Mason



#1 Moeller



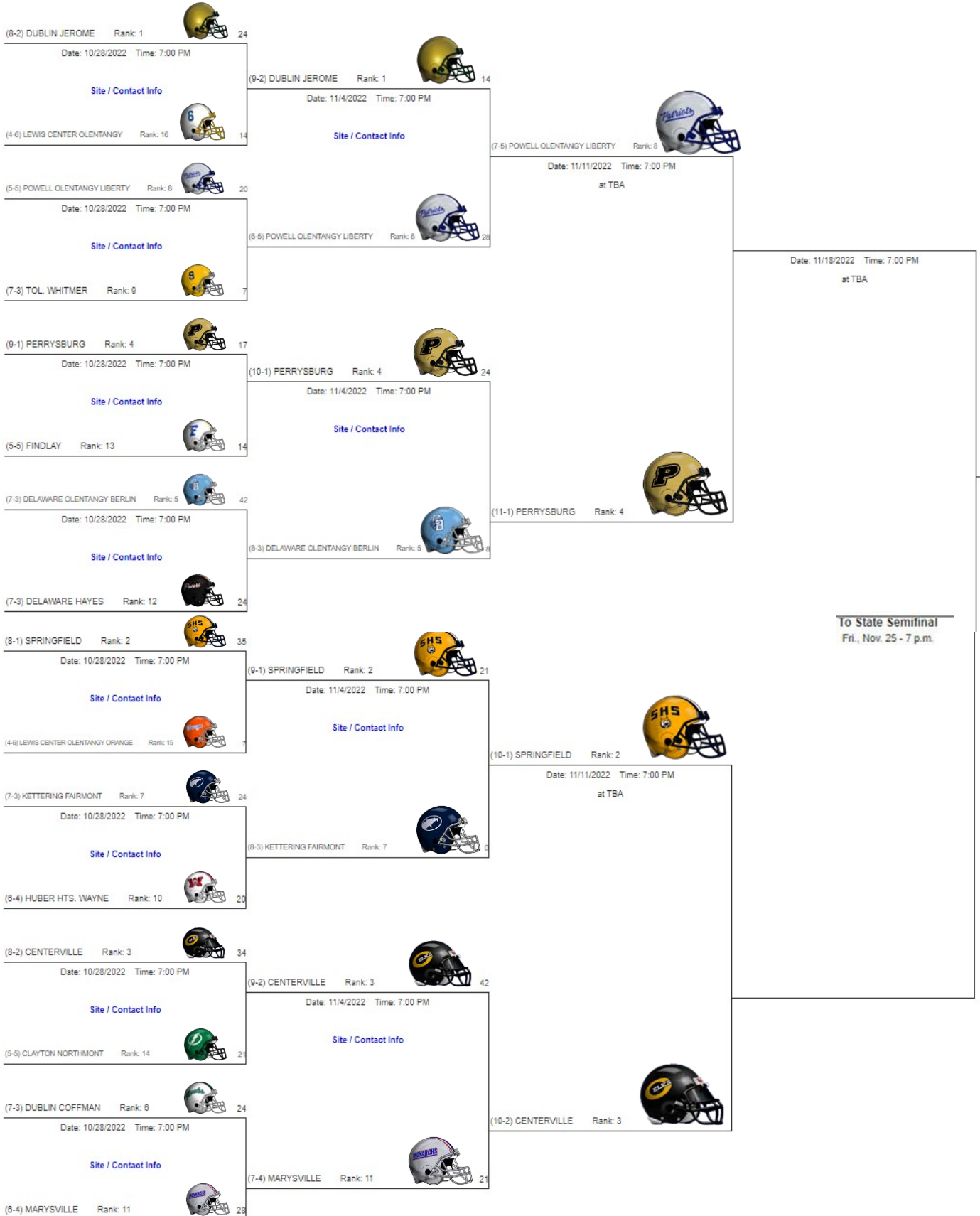
#3 Lakota West



#2 Elder



OHSAA Region 2 Brackets



2022 Freshmen




#	Name	Position	Ht.	Wt.	#	Name	Position	Ht.	Wt.
2	Quincy Capogna	WR/DB	6'1"	170	41	Layth Abushaqra	OL/DL	5'10"	190
6	Ryan Swanson	WR/DB	5'7"	135	42	Ezekiel Covington	WR/DB	5'6"	148
8	Dwayne Coker	WR/DB	5'10"	167	47	Ty Skidmore	WR/LB	5'10"	165
9	Shane Cole	QB/DB	5'11"	140	48	Cayden Glasgow	OL/DL	5'9"	175
11	Parker Johnson	RB/ELK	5'8"	195	50	Samuel Conboy	OL/DL	5'10"	115
15	Luke Mullinger	WR/LB	6'0"	175	51	Camden Sandlin	OL/DL	5'9"	205
17	Miles Hartley	RB/LB	5'6"	145	52	Brady Seeley	OL/DL	5'11"	205
18	Jacob Buhler	WR/LB	5'11"	165	53	Lucas Dice	OL/DL	6'1"	200
18	Ethan Ireland	WR/DB	5'9"	145	54	Adrian Wright	OL/DL	5'11"	240
20	Mahmoud Wahdan	WR/DB	5'8"	140	55	Jax Hyman	OL/DL	5'5"	190
21	Taj Powell	WR/DB	6'0"	140	56	Anderson Bayne	OL/DL	6'4"	190
23	Michael West	WR/DB	5'10"	140	57	Isaac Nott	OL/DL	6'2"	250
25	Jack Davis	RB/DB	5'6"	140	58	Jackson Taylor	OL/DL	5'11"	215
26	Kaiden Henry	WR/DB	5'6"	105	60	Nathan Borgerding	OL/DL	6'2"	180
27	LaVan Cooper	WR/DB	5'8"	135	62	Christian Stockholm	OL/DL	5'9"	220
28	Gavin Sult	WR/DB	6'0"	145	63	Owen Hansbury	OL/DL	6'2"	200
29	DeVaun Dukes	WR/DB	5'9"	124	64	John (Jack) Rowley	OL/DL	5'7"	170
30	Peyton Nelson	WR/DB	5'9"	150	65	Luke Thaxton	OL/DL	5'7"	200
31	Davion Rand	WR/DB	5'3"	115	67	Owen Cummings	OL/DL	6'2"	210
32	Avi Gilbert	WR/DB			68	Braden Stoehr	OL/DL	5'10"	210
33	Eli Carr	WR/LB	5'6"	160	76	Owen Wilder	OL/DL	6'0"	219
34	Travis Wilbanks	WR/DB	5'11"	150	80	Logan Martin	WR/DB	5'3"	105
35	Colten Burleson	WR/DB	5'9"	125	90	Benjamin Harris	OL/DL	5'6"	180
36	Easton Price	RB/LB	5'5"	160	91	Gavin Gates	RB/LB	5'8"	177
39	Benjamin Edwards	WR/DB			92	Samuel Staub	OL/DL		
40	Kaiden Brewer	RB/ELK	5'10"	155	96	Jacob Edwards	OL/DL	5'7"	140

2022 Freshmen



JOE DABELT
FRESHMAN HEAD COACH



JIM EHRENSBERGER
FRESHMAN ASSISTANT COACH



TIM KRAPPEL
FRESHMAN ASSISTANT COACH



PARKER CECIL
FRESHMAN ASSISTANT COACH



JOSH JOHNSTON
FRESHMAN ASSISTANT COACH

GWOC CHAMPIONS



FRESHMAN

Coach: Kiersten Swain

Jordan Alexander, Hannah Eggert, Ashton Griffin, Olivia Hanes, Sarah Hill, Eva Kasprovich, Aubrey Myers, Allison Wade

Freshmen Elks Stats

TEAM STATISTICS	CEN	OPP			
SCORING	358	224			
--Points Per Game	32.5	20.4			
FIRST DOWNS	208	158			
--Rushing	129	89			
--Passing	67	53			
--Penalty	12	16			
NET RUSHING YARDAGE	2392	1834			
--Yards Gained Rushing	2493	2104			
--Yards Lost Rushing	101	270			
--Rushing Attempts	382	321			
--Average Per Rush	6.3	5.7			
--Average Per Game	217.5	166.7			
--TDs Rushing	33	21			
NET PASSING YARDAGE	1755	1295			
--Att/Comp/Int	189/104/4	173/99/8			
--Average Per Pass	9.3	7.5			
--Average Per Catch	16.9	13.1			
--Average Per Game	159.5	117.7			
--TDs Passing	17	11			
TOTAL NET OFFENSE	4147	3129			
--Total Plays	571	494			
--Average Per Play	7.3	6.3			
--Average Per Game	377.0	284.5			
KICK RETURNS: NUMBER/YARDS	0/0	0/0			
PUNTS RETURNS: NUMBER/YARDS	2/27	5/122			
INTS RETURNS: NUMBER/YARDS	8/187	4/107			
KICK RETURN AVERAGE	0	0			
PUNT RETURN AVERAGE	13.5	24.4			
INT RETURN AVERAGE	23.4	26.8			
FUMBLES/LOST	13/5	19/12			
PUNTS/YARDS	11/344	18/540			
--Average Per Punt	31.3	30.0			
--Net Punt Average	20.2	28.5			
PENALTIES/YARDS	50/431	63/457			
--Average Per Game	39.2	41.5			
TIME OF POSSESSION/GAME	18:05	18:42			
3RD DOWN CONVERSIONS	46/97	38/98			
--3rd Down Pct.	47.4%	38.8%			
4RD DOWN CONVERSIONS	18/25	13/30			
--4th Down Pct.	72.0%	43.3%			
SACKS BY/YARDS	15/91	1/9			
TOUCHDOWNS SCORED	51	32			
FIELD GOALS/ATTEMPTS	3/6	0/0			
PAT/ATTEMPTS	31/43	10/15			
SCORE BY QUARTERS	1st	2nd	3rd	4th	Total
Centerville Elks	61	125	98	74	358
Opponents	44	68	36	76	224

Freshmen Offense Stats

Rushing	G	Att	Gain	Lost	Net	Avg	TD	Long	Avg/G
Johnson, Parker	11	213	1591	13	1578	7.4	23	55	143.5
Cole, Shane	11	76	424	31	393	5.2	5	23	35.7
Price, Easton	11	44	226	12	214	4.9	2	20	19.5
Swanson, Ryan	11	14	147	0	147	10.5	1	37	13.4
Brewer, Kayden	10	7	44	0	44	6.3	1	10	4.4
Seeley, Brady	11	9	34	1	33	3.7	0	10	3.0
Coker, Dwayne	10	2	22	0	22	11.0	1	17	2.2
Capogna, Quincy	10	1	4	0	4	4.0	0	4	0.4
Mullinger, Luke	10	1	0	0	0	0.0	0	0	0.0
TEAM,	11	11	1	1	0	0.0	0	1	0.0
Stoehr, Brandon	1	1	0	9	-9	-9.0	0	0	-9.0
Stoehr, Braden	2	2	0	21	-21	-10.5	0	0	-10.5
Taylor, Jackson	1	1	0	13	-13	-13.0	0	0	-13.0
Total	11	382	2493	101	2392	6.3	33	55	217.5

Passing	G	Effic	Att	Cmp	Int	Pct	Yds	TD	Long	Avg/G
Cole, Shane	11	162.3	182	102	4	0.56	1730	17	65	157.3
Swanson, Ryan	11	58.6	7	2	0	0.29	25	0	18	2.3
Total	11	158.5	189	104	4	0.6	1755	17	65	159.5

Receiving	G	No.	Yds	Avg	TD	Long	Avg/G
Capogna, Quincy	10	40	851	21.3	10	65	85.1
Swanson, Ryan	11	28	381	13.6	5	40	34.6
Coker, Dwayne	10	23	433	18.8	2	65	43.3
Buhler, Jacob	9	9	62	6.9	0	15	6.9
Nelson, Peyton	1	1	18	18.0	0	18	18.0
Martin, Logan	1	1	7	7.0	0	7	7.0
Johnson, Parker	11	1	2	2.0	0	2	0.2
Gilbert, Avi	1	1	1	1.0	0	1	1.0
Total	11	104	1755	16.9	17	65	159.5



Quincy Capogna WR



Shane Cole QB



Parker Johnson RB



Ryan Swanson WR



Lucas Dice OT



Braden Stoehr OG



Jackson Taylor C



Layth Abushaqra OG



Owen Hansbury OT

Freshmen Defense Stats

No	Player Name	GP	UT	AT	Tackles Total	ForLoss	Sacks No/Yards	Pass Def Int/Yds	BrUp	Fumbles Rcv/Yds	FF	Blkd Kick
15	Mullinger, Luke	10	39	40	79	14.0/53.7	0.0/0.0	0/0	2	1/0	0	1
52	Seeley, Brady	11	32	28	60	14.0/49.8	3.5/20.7	0/0	1	1/3	2	1
34	Wilbanks, Travis	8	12	22	34	0.0/0.0	0.0/0.0	1/20	1	0/0	1	0
18	Buhler, Jacob	9	19	14	33	5.5/27.3	3.0/21.0	0/0	1	0/0	0	0
40	Brewer, Kayden	10	12	19	31	3.0/15.0	0.0/0.0	1/22	2	0/0	1	0
25	Davis, Jack	11	9	20	29	1.5/5.3	0.5/2.7	1/4	2	1/0	0	0
19	Ireland, Ethan	10	15	9	24	0.5/1.0	0.0/0.0	2/59	2	1/0	2	0
3	Powell, Taj	6	16	6	22	1.0/1.5	0.0/0.0	0/0	1	0/0	2	0
11	Johnson, Parker	11	8	13	21	3.0/18.5	1.5/13.0	0/0	0	2/0	1	0
2	Capogna, Quincy	10	13	4	17	1.0/1.0	0.0/0.0	0/0	0	0/0	0	0
92	Staub, Sam	8	3	12	15	1.5/4.3	0.0/0.0	0/0	1	0/0	0	0
47	Skidmore, Ty	7	2	13	15	2.0/7.8	1.0/7.0	1/0	0	0/0	0	0
53	Dice, Lucas	5	9	4	13	3.0/9.0	2.0/8.0	0/0	0	1/72	0	0
63	Hansbury, Owen	7	8	4	12	3.5/13.7	1.5/7.7	0/0	0	0/0	0	1
31	Rand, Davlon	7	5	6	11	0.0/0.0	0.0/0.0	0/0	1	0/0	0	0
6	Swenson, Ryan	11	4	7	11	1.5/6.0	0.0/0.0	1/75	1	0/0	0	0
29	Dukes, Devaun	3	5	3	8	0.0/0.0	0.0/0.0	0/0	0	0/0	0	0
20	Wahden, Mahmoud	4	4	4	8	0.0/0.0	0.0/0.0	0/0	0	0/0	0	0
21	Powell, Taj	2	4	3	7	0.0/0.0	0.0/0.0	0/0	1	0/0	0	0
48	Glasgow, Cayden	4	2	5	7	2.0/23.5	0.5/5.0	0/0	0	1/0	0	0
60	Borgerding, Nathan	6	3	3	6	1.0/6.0	1.0/6.0	0/0	0	1/0	0	0
17	Hartley, Miles	3	0	5	5	1.0/3.5	0.0/0.0	0/0	0	0/0	0	0
33	Carr, Eli	2	2	2	4	0.0/0.0	0.0/0.0	1/7	1	0/0	0	0
57	Knott, Issac	3	1	3	4	0.5/0.5	0.0/0.0	0/0	0	1/0	0	0
67	Cummings, Owen	2	2	1	3	0.0/0.0	0.0/0.0	0/0	0	0/0	0	0
96	Edwards, Jacob	3	1	2	3	0.5/1.5	0.0/0.0	0/0	0	0/0	0	0
27	Cooper, LaVan	3	0	3	3	0.0/0.0	0.0/0.0	0/0	0	0/0	0	0
55	Hyman, Jax	3	0	3	3	0.0/0.0	0.0/0.0	0/0	1	0/0	0	0
87	Unknown,	1	2	0	2	0.0/0.0	0.0/0.0	0/0	0	0/0	0	0
39	Edwards, Benjamin	3	1	1	2	0.0/0.0	0.0/0.0	0/0	1	0/0	0	0
83	Salinas, Victor	2	1	1	2	0.5/3.0	0.0/0.0	0/0	0	0/0	0	0
28	Sult, Gavin	2	1	1	2	0.0/0.0	0.0/0.0	0/0	0	1/0	0	0
9	Cole, Shane	11	1	0	1	0.0/0.0	0.0/0.0	0/0	0	0/0	0	0
50	Conboy, Samuel	1	1	0	1	0.0/0.0	0.0/0.0	0/0	0	0/0	0	0
91	Gates, Gavin	1	1	0	1	0.0/0.0	0.0/0.0	0/0	0	0/0	0	0
23	West, Michael	1	0	1	1	0.0/0.0	0.0/0.0	0/0	0	0/0	0	0
93	Abushaqla, Layth	1	0	0	0	0.0/0.0	0.0/0.0	0/0	0	1/0	0	0
TOTALS		11	238	262	500	60.5/252.0	14.5/91.0	8/187	19	12/75	9.0	3



Luke Mullinger LB



Brady Seeley DL



Kayden Brewer LB




Jack Davis DB



Taj Powell DB




Sam Staub DL



Issac Knott DL



Easton Price RB/K



2022 OFFICERS

Brad Mason - President

Greg Kerr - Vice President/Membership

Kent Owsley - Treasurer

John Wheatley - Communications & Site

Bill Brinck - Booster Representative

Jeff Courville - Business Development



PHOTOGRAPHS PROVIDED BY:

Barry Burtenshaw

Burtenshaw.smugmug.com

CHS STATISTICS PROVIDED BY:

Mike Stoner

Scott Lieberman

The Quarterback Club offers players, families, coaches and fans an opportunity to contribute to the success of the team with gifts, works, and spirited support for Centerville football. We are a service club dedicated to ELK PRIDE in our efforts to provide financial and volunteer support.

Quarterback Club membership primarily consists of the parents of past, present, and future Centerville High School football players. However, all community members and CHS football fans are welcome.

2022 Projects include:

\$2,000 Player Scholarship

Team clothing and equipment including additional uniforms, team warm-ups, shirts, shoes, and player of the week award jackets.

Food including team breakfasts for playoff games, post scrimmage meals, food (steaks) for the Senior Dinner and Tailgate food before all home games.



QB Club Newsletter editor: Jim Ehrensberger
jehrensberger@att.net