



Elks Tame Tigers



**Sept 2023 Volume 21
Inside Issue 4**

<i>Schedule</i>	2
<i>Inside the Headset</i>	3-4
<i>Elks-Pick Central DDN</i>	5
<i>Miamisburg Preview</i>	6-9
<i>Pick Central Stats</i>	10
<i>Offense Stats & Action</i>	11-14
<i>Defense Stats & Action</i>	15-16
<i>Kicking Stats</i>	17
<i>Scoring Summary</i>	18
<i>Drive Chart</i>	19
<i>Players of the Week</i>	20
<i>Elk Nation</i>	21-22
<i>GWOC Standings & Stats</i>	23
<i>Road to the Playoffs</i>	24
<i>Ohio Polls</i>	25-27
<i>QB Club Mission</i>	28

H.E.A.T.T.; what the coaches wear on their sleeves, believe in their hearts and preach to their players, are the football Elks core values. The acronym stands for Humility, Effort, Attitude, Team, and Tradition. Last Friday night however, the E could have also stood for Energy, Enthusiasm, and Execution. All three were on display as Centerville defeated the 10th ranked Tigers from Pickerington Central 28-17.

Coaches will tell you that when all three units perform well, limit penalties, and win the turnover margin, the chances for a victory greatly increase. The offense put up 326 total yards, (compared to 142 the week before), with a three-headed monster running game, and a balance passing core of receivers. The defense held their powerful offense to 11 points, (6 came on a 76 yard pick six), and the Tigers only crossed midfield three times.

The special teams executed with perfection. Special teams is defined as any unit that is responsible for plays on the field that revolve around the kicking game — whether your team is attempting a kick, returning a kick, or defending a kick. Jacob Taylor's blocked punt set the tone for the night. Leland Gantz's powerful punting, and accurate kicking, forced the Tigers to start their drives deep in their territory. In total, special teams units are only on the field for roughly 20% of the game in most games, but they played a huge role in the outcome.

Centerville had 7 penalties for 70 yards compared to the Tigers 17 for 120 yards. Both teams had one turnover, however the Tigers turned that one into six points.

GWOC conference play begins this Friday night with undefeated Miamisburg visiting Centerville Stadium. The Vikings are averaging 40 points per game, (albeit only one of the teams they played has won a game), and their defense has been tough as well. The Vikings are seeking revenge from last years 17-0 shutout. Last year's battle was close until the fourth quarter with the Elks holding a 3 point lead until nine minutes left in the game. Then the Elks put up two touchdowns to put the game out of reach.

It is Military Appreciation Night, so get out to the stadium early for the festivities, and show your support for our military heroes. The Elks need you there Friday to get win number 3!

Elk's Football Schedule

TEAM	OPPONENT	DATE	TIME	LOCATION
Varsity	Miamisburg	Friday 09-08	7:00 PM	Centerville Stadium
Junior Varsity	Miamisburg	Saturday 09-09	10:00 AM	Away
Freshmen	Miamisburg	Saturday 09-09	12:00 PM	Away
7th Grade	Miamisburg	Wednesday 09-06	5:30 PM	Centerville Stadium
8th Grade	Miamisburg	Wednesday 09-06	6:30 PM	Centerville Stadium



Week 3 Results

TEAM	OPPONENT	DATE	ELKS	OPPONENT
Varsity	Pickerington Central	09/01/23	28	17
Junior Varsity	Pickerington Central	09/02/23	7	6
Freshmen	Pickerington Central	09/02/23	22	7
7th Grade	Miamisburg	09/06/23	12	0
8th Grade	Miamisburg	09/06/23	6	13

Inside the Headset



The attitude and effort last Friday night was traditional Centerville Elks football. The game had its share of highs and lows. How did you, and your staff keep the players focused about the next play, and overcoming adversity?

The players and coaches did a great job in preparation last week. What you saw on Friday night wasn't a result of some magical switch flipping, but simply a continuation of how we practiced and prepared. Our offense made a choice to be better in certain areas and did just that. Our defense made a decision to be better in certain areas and did just that. Even our special teams were challenged to be exponentially better and they did just that! When we faced adversity, it almost felt like we were comfortable being uncomfortable and our guys knew exactly how to fix it. We know that our biggest competition is always ourselves. We have to be better than we were the play before. You can't do that if, on the next play, you're still thinking about the previous play.

The Offense and Defense played extremely well against Pickerington; however, it was the special teams that consistently came through when needed. What impact did the special teams have against the Tigers?

You know, it's kind of coincidental that you ask that. Before the game, I walked over to Jeff Lomonico, Pick Central's new head coach, to congratulate him on getting the job. He's a great coach and I wanted to congratulate him. Well, we got to talking about our teams, the jobs of a head coach, and then we got to talking about the upcoming game we were about to play. Well, while we were talking, Leland Gantz was on the field warming up. Coach Lomonico pointed right to him and said, "If that young man has a big night, he's going to make it tough on us." He explained how impressed they were with Leland on film. Coach Lomonico was right. Leland had a big night. The touchbacks were big as they forced Pickerington to go 80 yards for a touchdown. The punts were big as they were well-placed and high. We told Leland during the week that he needed to have a 30+ yard net punt average and we can't let their electric returners get the ball with space in front of them. He did better than that. He hung the ball high and averaged over 40 yards! The guys covering the kicks did an incredible job of flying down and making tackles. Special teams were a big advantage for us Friday night.

Many offensive coordinators strive to keep their opponents guessing. What is your opinion of having a balanced offensive attack? Do you believe in a 50/50 run-pass ratio, or simply having the threat of running or passing on any given down, or a different philosophy all together?

I don't so much believe in a 50/50 split anymore. The game has evolved. Coaches have evolved. Defenses have evolved a lot and are very tough! It's not as simple as run versus pass. You have to have formations that you can run out of effectively and also pass out of effectively. You also have to be able to stretch the field horizontally and vertically. If you can't do even one of those things, a defense will tee-off on you and you'll be left sputtering. A 50/50 split of run versus pass looks good on the stat line, but we are not shy about taking whatever the defense will give us. If they line up to stop the run, we will pass. If they drop to stop the pass, we will run. If they lock both of those down, we won't be successful. It's very simple. We also have a saying in our offense. "Think players. Not plays." We have very talented players. It's about finding the right way to get them the ball and let them do their thing. It doesn't matter if certain plays look good on a chalkboard on a Sunday. We need some of our players to have plenty of touches and it's our job to get creative and find ways for them to get the ball based on what the defense gives us.

Inside the Headset

That was probably one of the largest offensive line the Elks have ever faced. The Tigers averaged 6'3" and 296, with two linemen over 300 pounds. How did your defensive staff prepare for such a huge offensive line?

Our defensive line knows that they will be undersized in most games. This is not something new to Centerville Football. This program was built on undersized guys that overachieve. The defensive line group embraces that situation. They love it. They may not be as tall or as big as their opponent, but don't get them wrong. They are strong! They work incredibly hard in the weight room and pride themselves on getting off the ball quickly and physically. That's what they did Friday night. They try to play on the other side of the line of scrimmage and they do whatever they can to free up those behind them to make the tackles. They are a selfless group that works hard and it showed Friday night.



The tough GWOC gauntlet play begins this week against undefeated Miamisburg. The Vikings are number one in defense and third in offense in the conference, what are the keys to victory tonight?

We will have to be physical and limit our mistakes. Miamisburg is always physical and we must match it. They have some very good players and can be very dangerous if we let them get in space or we don't block them. If we can be physical, and limit the mistakes/penalties, then we will be in position to be successful at the end of the night. Another big key to our success on Friday night is going to be the preparation from our Scout Team. They must give us great looks throughout the week. If they give us great looks during the week, we will be ready.

WEEK 3 ROUNDUP

PREPS EXTRA

SATURDAY, SEPTEMBER 2, 2023

Wayne rallies to win over Akron St. Vincent-St. Mary

By Travis Erickson
Staff Writer

Wayne quarterback Tyrell Lewis scored on a keeper from 2 yards out with four minutes to play as the Warriors rallied for a 22-11 win over Akron St. Vincent-St. Mary.

SV-SM led 11-0 at halftime.

Lewis hit Anthony Portis on a 51-yard touchdown to put Wayne (2-1) on the board in the third. Lewis added the go-ahead score in the fourth and Jussiah Williams-West sealed the win with a 37-yard interception return for a touchdown.

OTHER GAMES

Centerville 28, Pickerington Central 17

Drake Wells tallied 222 yards passing with touchdown throws to Jamar Montgomery and Bryce Cowgill for the Elks. Braylon Newcomb added a rushing TD and Leland Gantz drilled a pair of field goals.

pulled away in the second half.

Stebbins 17, Piqua 14

Devin Homan drilled a field goal with 1:48 to play to give Stebbins the win. Devin McCormick threw touchdowns to Deshawn Cunningham and RayVonn Harris. Caiden Thomas and Jericho Burns each tallied a rushing score for Piqua.

Xenia 24, Sidney 15

Elijah Johnson rumbled for 157 yards with a touchdown, and Gavin McManus went 11-of-13 for 144 yards with a TD throw to lead Xenia. Julius Spradling paced Sidney with 150 rushing yards, including a 90-yard scoring run.

Brookville 49, Graham 6

Six different players recorded rushing touchdowns for Brookville, including two from Karl Karlsson. Walt Adams, Jake Lenser, Keegan Mehr, Dane Moore and D.J. Moore each had one.

Northmont 47, Dunbar 16

Deuce Cortner and Da'Lin Wilkins connected on three touchdowns in the first quarter as Northmont jumped out to an early lead and never looked back.

Beavercreek 39, Thurgood Marshall 8

Quentin Youngblood rushed for 209 yards and five touchdowns to lead Beavercreek, which scored 39 unanswered points after allowing a first-quarter TD.

Elder 28, Springboro 7

Austin Newdigate reached the end zone on a 35-yard run to mark the lone score for Springboro.

Hamilton 37, Mason 6

Antonio Mathis tossed a pair of touchdowns and Cournell Bennett-McCoy ran in a pair to lead Hamilton. Roemale Shephard-Ruffin hauled in five catches for 102 yards with one TD.

Princeton 30, Lakota East 16

Jamison Kitna threw for 192 yards, with a TD pass to Andy Vogelmann in the loss for East. Vogelmann tallied six catches for 101 yards.

Miamisburg Preview

2023 Snapshot: Miamisburg

By Greg Shoemaker

Updated: May 7, 2023



MIAMISBURG QB PRESTON BARR (PHOTO COURTESY OF: SCOUTINGOHIO.COM)



Things didn't quite work out the way Miamisburg thought they would in 2022. The Vikings just never clicked on all cylinders finishing under .500. Having an offseason to ponder what could have been and what can be accomplished moving forward the 2023 Vikings are out to prove that they are one of the best in the GWOC.

Head coach Lance Schneider will look for more consistency from his squad. Miamisburg did not win two games in a row, a year ago. In their four wins the Vikings averaged 49.0 points per game with an average margin of victory of 26.0 points. In its six losses, Miamisburg scored a grand total of 70 points and had an average margin of defeat of 17.0 points.

The foundation is there to turn things around for the Vikings. "We have some experience returning at the skill positions and at the back end of the defense," Schneider states. Add in a rotation along the defensive line that has the makings of being something special and it is easy to see why there is so much optimism at Miamisburg.

There are several positions that lack experience and one of those is along the offensive line where only two starters return. That unit has plenty to motivate them to come together. The Vikings have not had a 1,000-yard rusher since 2017.

Miamisburg will fly under the radar to start the season but with three games that they should win to start the year that may change quickly. How the Vikings handle things at that point will forge their identity. With a foundation of high character veterans returning expect the "Burg to rise to the occasion and make the 2023 campaign memorable for this program.

Miamisburg Preview

2023 Snapshot: Miamisburg



By Greg Shoemaker

Updated: May 7, 2023

Division I, Region 2

2022 RECORD: 4-6, 2-5 GWOC

COACH: Lance Schneider (15-25 at Miamisburg, four years; 122-88 overall, 20 years)

HONOR ROLL

Baylor Stickel, Sr, DB/LB – An incredible athlete with a wealth of experience. Stickel was named OPSWA Division I Honorable Mention All-Southwest District (DB) as a junior. He 107 total tackles, four takeaways (two FRs, two INTs), 766 all-purpose yards, two rushing touchdowns and one pick-six.



Miamisburg DB/LB Baylor Stickel (photo courtesy of: ScoutingOhio.com)



Miamisburg ILB Mason Penrod (photo courtesy of: ScoutingOhio.com)

Drew Dunaway, Sr, DL – Looking to improve on a solid junior season on the defensive side of the ball. Dunaway recorded 33 total tackles, one-and-a-half sacks, four-and-a-half sacks on his way to Second Team All-GWOC (DL) honors as a junior. He also has 15 career receptions for 265 yards and a touchdown.

Abel Ngoh, Sr, C – He gets high praise from Coach Schneider who calls Ngoh, "one of the best I've coached on the offensive line." The four-year starter was named Second Team All-GWOC (OL) as a junior.

OTHER RETURNEES

Mason Penrod, Sr, ILB – A two-year letterman who returns to strengthen the inside. Penrod has 68 total tackles and two interceptions in his career.

Miamisburg Preview



2023 Miamisburg Football (3-0) Coach: Lance Schneider, Tim Lewis

8/18	H	West Carrollton (0-3)	[[III:12]	W	49-0
8/25	A	Bellbrook (1-2)	[[III:12]	W	14-10
9/1	H	Ponitz Tech (0-3)	[[IV:16]	W	57-6
9/8	A	Centerville (2-1)	[[I:2]		
9/15	H	Wayne (2-1)	[[I:2]		
9/21	A	Northmont (3-0)	[[I:8]		
9/29	H	Kettering Fairmont (1-2)	[[I:2]		
10/6	A	Beavercreek (2-1)	[[I:2]		
10/13	H	Springfield (1-2)	[[I:2]		
10/20	A	Springboro (0-3)	[[I:4]		

Offensive Leaders - All Games

	TEAM	G	YDS	YPG	RUSH	RUSH YPG	PASS	PASS YPG	PTS	PTS/G
3	Miamisburg	3	933	311.0	472	157.3	461	153.7	113	37.7
4	Centerville	3	898	299.3	346	115.3	552	184.0	72	24.0

Defensive Leaders - All Games

	TEAM	G	YDS	YPG	RUSH	RUSH YPG	PASS	PASS YPG	PTS	PTS/G
1	Miamisburg	3	363	121.0	232	77.3	131	43.7	16	5.3
5	Centerville	3	841	280.3	407	135.7	434	144.7	51	17.0

Drew Pasteur's Matchup

#30 Centerville Elks (2-1) 164.3

Updated 03-Sep-2023 4:18PM

Strength of schedule

(based on all regular-season games)

#31 of 70 in Division 1

Regular season projections

Final L2 divisor 100

Projected record 7-3

23.35 Harbin points (divisor 100)

Projected #4 seed in R2 playoffs

Win probabilities:

5W-7%, 6W-17%, 7W-28%, 8W-31%, 9W-14%

#110 Miamisburg Vikings (3-0) 142.6

Updated 03-Sep-2023 4:18PM

Strength of schedule

(based on all regular-season games)

#53 of 70 in Division 1

Regular season projections

Final L2 divisor 100

Projected record 6-4

13.60 Harbin points (divisor 100)

Projected #12 seed in R2 playoffs

Win probabilities:

4W-16%, 5W-27%, 6W-26%, 7W-17%, 8W-9%

PICK: Centerville to WIN by 23 (90%)

2022 Elks - Vikings Game

SCORE BY QUARTERS
(V) Centerville
(H) Miamisburg

1	2	3	4	OT	TOTAL
0	3	0	14	0	17
0	0	0	0	0	0

Scoring Summary:

	Plays	Yards	TOP	Score
2 00:20 CEN Jackson Courville 25 yard Field Goal attempt GOOD, clock 00:20	16	87	07:19	3 - 0
4 09:23 CEN Drake Wells Passes to Quiten Robinson COMPLETE TOUCHDOWN, clock 09:23 52 yds PAT Kick by Jackson Courville GOOD.	3	57	01:33	10 - 0
4 06:15 CEN Drake Wells Passes to Bryce Cowgill COMPLETE TOUCHDOWN, clock 06:15 18 yds PAT Kick by Jackson Courville GOOD.	3	33	01:14	17 - 0

	MIA	CEN
FIRST DOWN	13	19
RUSHES / YARDS (NET)	21/59	32/74
PASSING YARDS (NET)	146	184
Passes Att/Comp/Int	29/14/4	31/17/1
TOTAL OFFENSE PLAYS/YARDS	50 / 205	63 / 258
Fumble Returns / Yards	0 / 0	0 / 0
Punt Returns / Yards	2 / 8	3 / 12
Kickoff Returns / Yards	0 / 0	1 / 1
Interception Returns /Yards	1 / 7	4 / 61
Punts (Number/Avg)	5 / 40	4 / 39
Fumbles / Lost	0 / 0	0 / 0
Penalties / Yards	10 / 90	5 / 56
Possession Time	20:25	27:35
Sacks By: Number/Yards	1 / 9	1 / 9



Pickerington Central Game Stats



Centerville vs. Pickerington Central 9/1/2023 Centerville, OH

TEAM	PICE (VISITOR)	CEN (HOME)
First Downs	12	21
--Rushing	8	6
--Passing	3	10
--Penalty	1	5
Rushing Attempts	32	35
Yards Gained Rushing	152	150
Yards Lost Rushing	16	46
Net Yards Rushing	136	104
Net Yards Passing	119	222
--Passes Attempted	20	27
--Passes Completed	12	18
--Had Intercepted	0	1
Total Offensive Plays	52	62
Total Net Yards	255	326
--Average Gain Per Play	4.9	5.3
Fumbles: Number / Lost	1 / 1	1 / 0
Penalties: Number / Yards	17 / 120	7 / 70
Number of Punts / Yards	5 / 156	4 / 178
--Average Per Punt	31.2	44.5
Punt Returns: Number / Yards	2 / 10	3 / 33
Number of Kickoffs / Yards	4 / 189	6 / 360
--Average Per Kick	47.3	60.0
--Touchbacks	0	6
Kickoff Returns: Number / Yards	0 / 0	3 / 61
Interception Returns: Number / Yards	1 / 76	0 / 0
Fumble Returns: Number / Yards	0 / 0	0 / 0
Miscellaneous Yards	0	0
Possession Time	20:20	27:40
Third Down Conversions	0 of 9	4 of 11
Fourth Down Conversions	1 of 3	0 of 0
Redzone Conversions:	2 of 2	5 of 6
Redzone Touchdowns:	1	3
Redzone Field Goals Made:	1	2
Sacks By: Number / Yards	4 / 42	3 / 16

Offensive Statistics

Pickerington Central VISITOR

No	Rushing	Att	Gain	Lost	Net	TD	Long
9	Kaejuan Alexander	13	80	0	80	0	13
3	Terrance Alexander	6	45	0	45	0	20
4	Aaron Heller	5	19	0	19	0	9
2	Rocco Williams	8	8	16	-8	0	3
Total		32	152	16	136	0	20

No	Passing	Att	Cmp	Int	Yds	TD	Long	Sacks
2	Rocco Williams	20	12	0	119	1	55	3
Total		20	12	0	119	1	55	3

No	Pass Receiving	No	Yds	TD	Long
6	Sherone White Jr	2	55	0	55
3	Terrance Alexander	2	12	0	10
14	Mike Jones	2	7	0	9
13	Tayvion Galloway	1	28	0	28
7	Dominic Shaw	1	9	0	9
8	Braylin Wells	1	5	0	5
9	Kaejuan Alexander	1	5	1	5
41	Nick Klipfer	1	1	0	1
4	Aaron Heller	1	-3	0	0
Total		12	119	1	55

No	All-Purpose	Run	Rcv	KR	PR	IR	Total
9	Kaejuan Alexander	80	5	0	0	0	85
34	Myles Harrison	0	0	0	0	76	76
6	Sherone White Jr	0	55	0	10	0	65
3	Terrance Alexander	45	12	0	0	0	57
13	Tayvion Galloway	0	28	0	0	0	28
4	Aaron Heller	19	-3	0	0	0	16
7	Dominic Shaw	0	9	0	0	0	9
14	Mike Jones	0	7	0	0	0	7
8	Braylin Wells	0	5	0	0	0	5
41	Nick Klipfer	0	1	0	0	0	1
Total		144	119	0	10	76	349

Centerville HOME

No	Rushing	Att	Gain	Lost	Net	TD	Long
28	Parker Johnson	6	66	0	66	0	19
4	Daniel Kamara	15	57	3	54	0	18
5	Braylon Newcomb	9	27	1	26	1	8
12	Drake Wells	5	0	42	-42	0	0
Total		35	150	46	104	1	19

No	Passing	Att	Cmp	Int	Yds	TD	Long	Sacks
12	Drake Wells	27	18	1	222	2	29	4
Total		27	18	1	222	2	29	4

No	Pass Receiving	No	Yds	TD	Long
24	Jamar Montgomery	7	72	1	25
86	Quincy Capogna	4	72	0	29
5	Braylon Newcomb	3	35	0	21
3	Reggie Powers III	2	14	0	10
4	Daniel Kamara	1	22	0	22
88	Bryce Cowgill	1	7	1	7
Total		18	222	2	29

No	All-Purpose	Run	Rcv	KR	PR	IR	Total
4	Daniel Kamara	54	22	0	0	0	76
86	Quincy Capogna	0	72	0	0	0	72
24	Jamar Montgomery	0	72	0	0	0	72
28	Parker Johnson	66	0	0	0	0	66
5	Braylon Newcomb	26	35	0	0	0	61
3	Reggie Powers III	0	14	44	0	0	58
17	Andrew Erwin	0	0	0	19	0	19
1	Ross Coppock	0	0	17	0	0	17
6	Jacob Taylor	0	0	0	9	0	9
88	Bryce Cowgill	0	7	0	0	0	7
2	Landon King	0	0	0	5	0	5
Total		146	222	61	33	0	462

Offense Action



The Three Headed Monster



#4 Daniel Kamara
Senior

#28 Parker Johnson
Sophomore

#5 Braylon Newcomb
Junior

Rushing	G	Att	Gain	Lost	Net	Avg	TD	Long	Avg/G
Kamara, Daniel	3	36	161	8	153	4.3	1	24	51.0
Johnson, Parker	3	17	149	2	147	8.6	0	19	49.0
Newcomb, Braylon	3	23	110	1	109	4.7	4	33	36.3



Wells plus Montgomery equals Six



Quarterback Drake Wells passes 14 yards to Jamar Montgomery for a touchdown. Centerville capped a 3 play, 66 yard drive to put the Elks ahead 24-9 with 10:23 left in the fourth quarter

Defensive Statistics

---- Centerville		Solo	Ast	Total	Sacks/Yds	TFL/Yds	FR/Yds	Int/Yds	BrUp	Other
No	Player Name									
2	King,Landon	4	3	7	-	-	1/0	-	-	1 FF
99	Jones,Matthew	5	1	6	2.0/14.0	3.0/16.0	-	-	-	-
1	Coppock,Ross	2	4	6	-	-	-	-	1	-
84	Keely,Mason	3	2	5	-	1.0/3.0	-	-	-	-
17	Erwin,Andrew	2	3	5	-	-	-	-	1	-
3	Powers III,Reggie	2	2	4	-	-	-	-	-	-
45	Puckett,Jackson	2	2	4	1.0/2.0	1.0/2.0	-	-	-	-
6	Taylor,Jacob	2	2	4	-	-	-	-	-	1 BP
8	Anosike,Soso	3	0	3	-	-	-	-	-	-
10	Alejandrino,Seth	2	1	3	-	-	-	-	-	-
9	Siyir,Lual	1	2	3	-	-	-	-	-	-
44	Smith,Loukas	1	2	3	-	-	-	-	-	-
50	Seeley,Brady	2	0	2	-	-	-	-	-	-
Total		31	24	55	3.0/16.0	5.0/21.0	1/0	0/0	2	

Legend: Solo- Unassisted Tackles Ast- Assisted Tackles Total- Total Tackles Sacks- Quarterback Sacks TFL- Tackles For Loss FR- Fumble Recoveries Returned Int- Pass Interceptions BrUp- Broken Up Other- FF=Forced fumble BP=Blocked punt BF=Blocked field goal



Defensive Action



Kicking Statistics

No	Punting	No	Yds	Avg	TB	I20	Long
82	Logan Hicks	5	156	31.2	0	0	46
Total		5	156	31.2	0	0	46

No	Punting	No	Yds	Avg	TB	I20	Long
16	Leland Gantz	4	178	44.5	1	2	51
Total		4	178	44.5	1	2	51

No	Returns*	Punt		Kickoff		Int.Pass					
		No	Yds	LP	No	Yd	LP	No	Yds	LP	
6	Sherone White Jr	2	10	7	0	0	0	0	0	0	0
34	Myles Harrison	0	0	0	0	0	0	1	76	76	
Total		2	10	7	0	0	0	1	76	76	

No	Returns*	Punt		Kickoff		Int.Pass					
		No	Yds	LP	No	Yd	LP	No	Yds	LP	
17	Andrew Erwin	2	19	18	0	0	0	0	0	0	0
6	Jacob Taylor	1	9	9	0	0	0	0	0	0	0
3	Reggie Powers III	0	0	0	2	44	25	0	0	0	0
1	Ross Coppock	0	0	0	1	17	17	0	0	0	0
2	Landon King	0	5	5	0	0	0	0	0	0	0
Total		3	33	18	3	61	25	0	0	0	0

*Fumble Returns Listed on Defensive Statistics Chart.

No	Field Goals	Distance	Result
95	Carson Goulet	43	Good

No	Field Goals	Distance	Result
16	Leland Gantz	29	Good
16	Leland Gantz	34	Good

No	Kickoffs	No	Yds	Avg	TB	FC	OB
95	Carson Goulet	4	189	47.3	0	1	0
Total		4	189	47.3	0	1	0

No	Kickoffs	No	Yds	Avg	TB	FC	OB
16	Leland Gantz	6	360	60.0	6	0	0
Total		6	360	60.0	6	0	0



Scoring Summary

SCORE BY QUARTERS	1	2	3	4	OT	TOTAL
(V) Pickerington Central	0	9	0	8	0	17
(H) Centerville	8	0	10	10	0	28

Team	Qtr.	Time	Scoring Play	Conversion	Plays/Yds	Score
CEN	1	05:14	Braylon NEWCOMB Carries(Hand Off) TOUCHDOWN, clock 05:14 2 yds	PAT Run by Braylon NEWCOMB GOOD.	11 / 75	0 - 8
PICE	2	10:37	Carson Goulet 43 yard Field Goal attempt GOOD, clock 10:37		7 / 28	3 - 8
PICE	2	00:34	Drake WELLS Passes to Andrew ERWIN INTERCEPTED by Myles Harrison at the PICE 24 TOUCHDOWN, clock 00:34 76 yds	PAT Pass from Rocco Williams to Unknown NO Good.	0 / 0	9 - 8
CEN	3	04:35	Leland GANTZ 34 yard Field Goal attempt GOOD, clock 04:35		10 / 48	9 - 11
CEN	3	00:38	Drake WELLS Passes to Bryce COWGILL COMPLETE TOUCHDOWN, clock 00:38 7 yds	PAT Kick by Leland GANTZ GOOD,	6 / 48	9 - 18
CEN	4	10:23	Drake WELLS Passes to Jamar MONTGOMERY COMPLETE TOUCHDOWN, clock 10:23 14 yds	PAT Kick by Leland GANTZ GOOD.	3 / 66	9 - 25
PICE	4	06:43	Rocco Williams Passes to Kaejuan Alexander COMPLETE TOUCHDOWN, clock 06:43 5 yds	PAT Run by Kaejuan Alexander GOOD.	9 / 80	17 - 25
CEN	4	02:43	Leland GANTZ 29 yard Field Goal attempt GOOD, clock 02:43		10 / 78	17 - 28

Time of Game: Kickoff: 07:00 PM

End of Game: 09:30 PM

Total Elapsed Time: 2:30

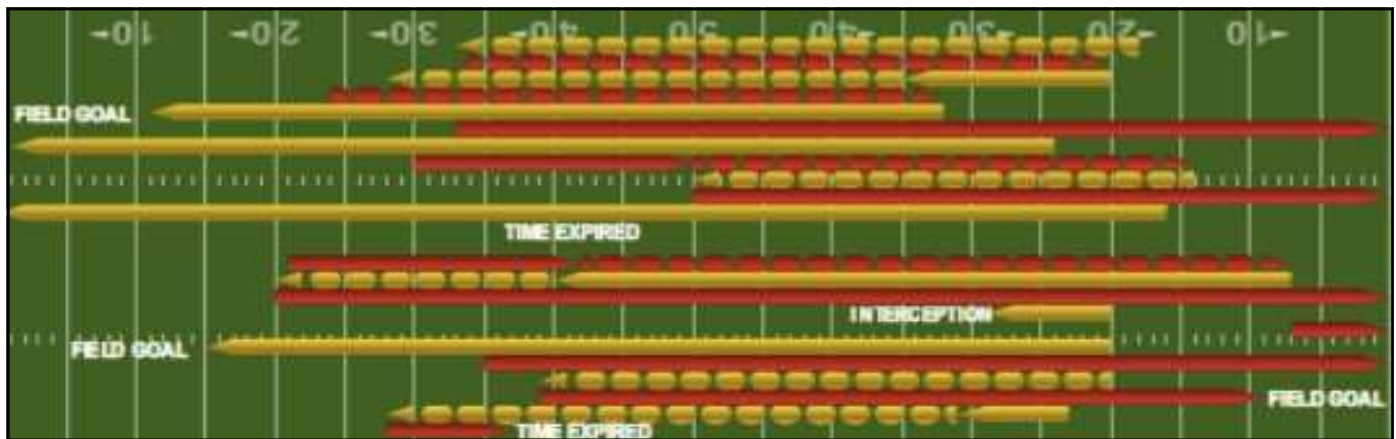


Drive Chart

#	Team	Drive Started			Drive Ended			Drive Consumed			
		Quarter	Yd. Line	Time	How Obtained	Yd. Line	Time	How Lost	Yards	Plays	Time
1	CEN	1	25	12:00	Kickoff	Op 0	05:14	Touchdown	75	11	06:46
1	PICE	1	20	05:14	Kickoff	33	03:09	Punt	13	5	02:05
2	CEN	1	20	03:09	Punt	9	01:26	Punt	-11	3	01:43
2	PICE	1/2	46	01:26	Punt	Op 26	10:37	Field Goal	28	7	02:49
3	CEN	2	30	10:37	Kickoff	39	08:36	Punt	9	3	02:01
3	PICE	2	10	08:36	Punt	27	05:37	Punt	17	5	02:59
4	CEN	2	41	05:37	Punt	Op 46	02:26	Punt	13	7	03:11
4	PICE	2	16	02:26	Punt	32	00:52	Blocked Punt	16	5	01:34
5	CEN	2	Op 18	00:52	Blocked Punt	Op 18	00:34	Interception	0	2	00:18
5	PICE	2	0	00:34	Interception	0	00:34	Touchdown	0	0	00:00
6	CEN	2	47	00:34	Kickoff	Op 41	00:00	End Half	12	4	00:34
6	PICE	3	20	12:00	Kickoff	Op 35	08:21	Downs	45	8	03:39
7	CEN	3	35	08:21	Downs	Op 17	04:35	Field Goal	48	10	03:46
7	PICE	3	20	04:35	Kickoff	10	03:18	Punt	-10	3	01:17
8	CEN	3	Op 48	03:18	Punt	Op 0	00:38	Touchdown	48	6	02:40
8	PICE	3/4	20	00:38	Kickoff	21	11:15	Punt	1	3	01:23
9	CEN	4	34	11:15	Punt	Op 0	10:23	Touchdown	66	3	00:52
9	PICE	4	20	10:23	Kickoff	Op 0	06:43	Touchdown	80	9	03:40
10	CEN	4	10	06:43	Kickoff	Op 12	02:43	Field Goal	78	10	04:00
10	PICE	4	20	02:43	Kickoff	48	02:20	Fumble	28	2	00:23
11	CEN	4	Op 48	02:20	Fumble	Op 42	00:31	Punt	6	3	01:49
11	PICE	4	20	00:31	Punt	19	00:00	Downs	-1	4	00:31

Pickerington Central	First Quarter	Second Quarter	Third Quarter	Fourth Quarter	First Half	Second Half	Final
Time of Possession	03:31	05:56	05:34	05:19	09:27	10:53	20:20
Third-Down Conversions	0-1	0-3	0-2	0-3	0-4	0-5	0-9
Average Field Position	33	13	20	20	23	20	21
Fourth-Down Conversions	0-0	0-0	0-1	1-2	0-0	1-3	1-3

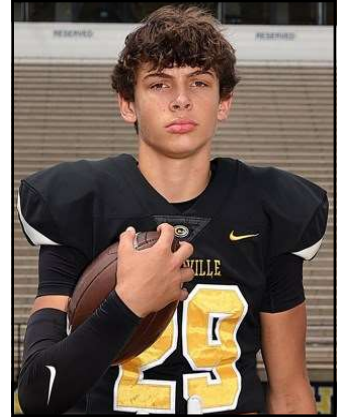
Centerville	First Quarter	Second Quarter	Third Quarter	Fourth Quarter	First Half	Second Half	Final
Time of Possession	08:29	06:04	06:26	06:41	14:33	13:07	27:40
Third-Down Conversions	2-3	0-3	2-3	0-2	2-6	2-5	4-11
Average Field Position	22	50	43	32	40	36	38
Fourth-Down Conversions	0-0	0-0	0-0	0-0	0-0	0-0	0-0



PLAYERS OF THE WEEK



Tayler Berner
Offensive Line



Kaiden Brewer
Scout Defense



Leland Gantz
Special Teams



Landon King
Defense Back



Logan Martin
Scout Offense



Jamar Montgomery
Offensive Back




Loukas Smith
Defensive Line

Elk Nation



Elk Nation





Standings

TEAMS	CONFERENCE				OVERALL				
	W-L	PCT	PF	PA	W-L	PCT	PF	PA	STRK
Miamisburg	0 - 0	.000	0	0	3 - 0	1.000	120	16	W3
Northmont	0 - 0	.000	0	0	3 - 0	1.000	110	57	W3
Beavercreek	0 - 0	.000	0	0	2 - 1	.667	101	51	W2
Centerville	0 - 0	.000	0	0	2 - 1	.667	72	51	W1
Wayne	0 - 0	.000	0	0	2 - 1	.667	100	87	W1
Fairmont	0 - 0	.000	0	0	1 - 2	.333	39	73	L2
Springfield	0 - 0	.000	0	0	1 - 2	.333	54	67	L2
Springboro	0 - 0	.000	0	0	0 - 3	.000	31	84	L3

Offensive Leaders

PASSING YARDS YDS

1 . Cahke' Cortner , Northmont	733
2 . Tyrell Lewis , Wayne	704
3 . Drake Wells , Centerville	544
4 . Brent Upshaw , Springfield	408
5 . Jacob Davis , Springboro	343

[Complete Leaders](#)

RUSHING YARDS YDS

1 . Quentin Youngblood , Beavercreek	453
2 . Justin Turner Jr , Fairmont	262
3 . Calilien Grant , Northmont	210
4 . Brock Baker , Fairmont	191
5 . Isaiah Thompson , Wayne	154

[Complete Leaders](#)

RECEIVING YARDS YDS

1 . Teaunn Hunter , Wayne	267
2 . Duncan Bradley III , Springfield	250
3 . Da'Shawn Martin , Springfield	214
4 . Jamar Montgomery , Centerville	209
5 . Dalin Wilkins , Northmont	202

Defensive Leaders

TACKLES TACK

1 . CJ Crawford , Beavercreek	41
2 . Kyron Dolby , Springfield	35
3 . Mason Pitl , Springboro	32
4 . Connor Smith , Springboro	27
5 . Sylas Cunningham , Springboro	24

[Complete Leaders](#)

SACKS SACK

1 . Jackson Heims , Springfield	3.5
1 . Peyton Hoskins , Miamisburg	3.5
1 . Djaun Sales , Northmont	3.5
4 . Kaleb Kam , Beavercreek	3
5 . CJ Crawford , Beavercreek	2

[Complete Leaders](#)

INTERCEPTIONS INT

1 . Cahke' Cortner , Northmont	1
1 . Kyron Dolby , Springfield	1
1 . Stevie Doty , Fairmont	1
1 . Santana Keys , Northmont	1
1 . Jaxon Long , Springboro	1

Road to the Playoffs

TEAMS	Week 1	Week 2	Week 3	Week 4	Week 5	Week 6	Week 7	Week 8	Week 9	Week 10
Lakota East	@Centerville	Hamilton	@Princeton	Fairfield	@Middletown	Colerain	@Sycamore	Lakota West	Oak Hills	@Mason
Dublin Coffman	@St. John's Jesuit	Centerville	Canton McKinley	Dublin Jerome	@Westerville Central	Olentangy Liberty	@Olentangy Orange	@Hilliard Davidson	Upper Arlington	@Hilliard Bradley
Pickerington Central	@Olentangy Liberty	Wayne	@Centerville	@Pickerington North	Gahanna Lincoln	Newark	@Central Crossing	Groveport Madison	@Lancaster	Reynoldsburg
Miamisburg	West Carrollton	@Bellbrook	Ponitz Tech	@Centerville	Wayne	@Northmont	Fairmont	@Beavercreek	Springfield	@Springboro
Northmont	@Butler	LaSalle	@Dunbar	@Fairmont	Centerville	Miamisburg	@Wayne	Springboro	Beavercreek	@Springfield
Springboro	Lebanon	Wilrow	@Elder	@Beavercreek	Fairmont	@Centerville	@Springfield	@Northmont	@Wayne	Miamisburg
Beavercreek	@Xenia	@Ponitz Tech	Thurgood Marshall	Springboro	@Springfield	Wayne	@Centerville	Miamisburg	@Northmont	Fairmont
Springfield	St. Ignatius	DeMatina Catholic	@Trotwood Madison	@Wayne	Beavercreek	@Fairmont	Springboro	Centerville	@Miamisburg	Northmont
Fairmont	Alter	Trotwood	@LaSalle	Northmont	@Springboro	Springfield	@Miamisburg	Wayne	@Centerville	@Beavercreek
Wayne	Fairfield	@Pickerington Central	St Vincent-St. Mary	Springfield	@Miamisburg	@Beavercreek	Northmont	@Fairmont	Springboro	Centerville

OHSAA Division I, Region 2

Current Rank	Rated W-L	ID #	Mailing City	School	Current Average
1	3-0	1202	Lewis Center	Olentangy	8.8833
2	3-0	1248	Perrysburg	Perrysburg	8.5167
3	3-0	704	Delaware	Delaware Hayes	6.6500
4	3-0	1020	Miamisburg	Miamisburg	5.8833
5	2-1	586	Findlay	Findlay	5.8000
6	2-1	336	Centerville	Centerville	5.6333
7	2-1	474	Dublin	Dublin Coffman	5.4667
8	2-1	1638	Huber Heights	Wayne	5.3167
9	2-1	970	Marysville	Marysville	4.9333
10t	2-1	486	Dublin	Dublin Jerome	4.8167
10t	2-1	1201	Delaware	Olentangy Berlin	4.8167
12	2-1	178	Beavercreek	Beavercreek	3.5000
13	1-2	1704	Toledo	Whitmer	3.1500
14	1-2	1480	Springfield	Springfield	2.8232
15t	1-2	1211	Lewis Center	Olentangy Orange	2.7667
15t	1-2	807	Kettering	Kettering Fairmont	2.7667
17	0-3	1203	Powell	Olentangy Liberty	0.0000

Drew Pasteur's Ohio Fantastic 50

Ohio High School Football Rankings

Division I rankings

Updated 02-Sep-2023 10:52PM

Week 3 complete

1. #1 [St Edward \(3-0 D1 R1\)](#)
2. #3 [Archbishop Moeller \(1-2 D1 R4\)](#)
3. #7 [St Xavier \(2-1 D1 R4\)](#)
4. #8 [Princeton \(3-0 D1 R4\)](#)
5. #10 [Lakota West \(1-2 D1 R4\)](#)
6. #12 [Springfield \(1-2 D1 R2\)](#)
7. #13 [Pickerington North \(3-0 D1 R3\)](#)
8. #15 [Cleveland Heights \(2-1 D1 R1\)](#)
9. #16 [Elder \(2-1 D1 R4\)](#)
10. #23 [Olentangy \(3-0 D1 R2\)](#)
11. #25 [Gahanna Lincoln \(3-0 D1 R3\)](#)
12. #28 [Canton McKinley \(2-1 D1 R1\)](#)
13. #30 [Centerville \(2-1 D1 R2\)](#)
14. #33 [Medina \(2-1 D1 R1\)](#)
15. #34 [St Ignatius \(1-2 D1 R1\)](#)
16. #35 [Hamilton \(2-1 D1 R4\)](#)
17. #37 [Mentor \(1-2 D1 R1\)](#)
18. #39 [Wayne \(2-1 D1 R2\)](#)
19. #40 [Upper Arlington \(2-1 D1 R3\)](#)
20. #41 [Hilliard Bradley \(3-0 D1 R3\)](#)
21. #42 [Pickerington Central \(2-1 D1 R3\)](#)
22. #43 [Dublin Coffman \(2-1 D1 R2\)](#)
23. #45 [Perrysburg \(3-0 D1 R2\)](#)
24. #57 [Findlay \(2-1 D1 R2\)](#)
25. #59 [Wadsworth \(2-1 D1 R1\)](#)
26. #60 [Milford \(3-0 D1 R4\)](#)
27. #61 [Marysville \(2-1 D1 R2\)](#)
28. #62 [Olentangy Berlin \(2-1 D1 R2\)](#)
29. #64 [Hilliard Davidson \(3-0 D1 R3\)](#)
30. #65 [Dublin Jerome \(2-1 D1 R2\)](#)
31. #66 [Berea-Midpark \(1-2 D1 R1\)](#)
32. #68 [Sycamore \(2-1 D1 R4\)](#)
33. #72 [Whitmer \(1-2 D1 R2\)](#)
34. #78 [Hilliard Darby \(2-1 D1 R3\)](#)
35. #79 [New Albany \(1-2 D1 R3\)](#)
36. #82 [Fairfield \(0-3 D1 R4\)](#)
37. #84 [Grove City \(2-1 D1 R3\)](#)
38. #87 [Jackson \(Massillon\) \(2-1 D1 R1\)](#)
39. #93 [Mason \(1-2 D1 R4\)](#)
40. #95 [Westerville North \(3-0 D1 R3\)](#)
41. #96 [Olentangy Liberty \(0-3 D1 R2\)](#)
42. #101 [Olentangy Orange \(1-2 D1 R2\)](#)
43. #106 [Lebanon \(1-2 D1 R4\)](#)
44. #107 [Lakota East \(0-3 D1 R4\)](#)
45. #110 [Miamisburg \(3-0 D1 R2\)](#)
46. #115 [West Clermont \(1-2 D1 R4\)](#)
47. #117 [Brunswick \(0-3 D1 R1\)](#)
48. #128 [Springboro \(0-3 D1 R4\)](#)
49. #129 [Kettering Fairmont \(1-2 D1 R2\)](#)
50. #139 [Middletown \(2-1 D1 R4\)](#)

OH Division I High School Football Rankings

Last update: 9/5/2023




#	School	Ovr.	Rating ▾	Str.
1	St. Edward (Lakewood)	3-0	77.70	55.2
2	Pickerington North (Pickerington)	3-0	47.40	32.0
3	St. Xavier (Cincinnati)	2-1	44.00	34.9
4	Princeton (Cincinnati)	3-0	42.00	13.1
5	Lincoln (Gahanna)	3-0	40.80	16.8
6	Archbishop Moeller (Cincinnati)	1-2	38.60	38.5
7	McKinley (Canton)	2-1	36.30	32.4
8	Lakota West (West Chester)	1-2	35.60	32.6
9	Elder (Cincinnati)	2-1	34.50	25.5
10	Olentangy (Lewis Center)	3-0	33.80	19.8
11	Springfield	1-2	32.60	40.3
12	Dublin Coffman (Dublin)	2-1	32.10	22.7
13	Cleveland Heights	2-1	31.80	26.5
14	Pickerington Central (Pickerington)	2-1	31.20	26.9
15	Centerville	2-1	30.80	24.4
16	Upper Arlington (Columbus)	2-1	30.40	18.7
17	Hilliard Bradley (Hilliard)	3-0	30.20	14.7
18	Hilliard Davidson (Hilliard)	3-0	29.90	-9.7
19	Wayne (Huber Heights)	2-1	29.80	23.5
20	Milford	3-0	27.80	5.3

High School Football America



SEPTEMBER 6, 2023

Ranking/Team	Record	Last Week
No. 1 St. Edward	(3-0)	1
No. 2 Massillon Washington	(3-0)	2
No. 3 Archbishop Hoban	(3-0)	3
No. 4 Toledo Central Catholic	(3-0)	4
No. 5 St. Xavier	(2-1)	5
No. 6 Pickerington North	(3-0)	9
No. 7 Elder	(2-1)	10
No. 8 Lincoln (Gahanna)	(3-0)	12
No. 9 Kings	(3-0)	13
No. 10 Avon	(3-0)	22
No. 11 Glenville	(2-1)	11
No. 12 Princeton	(3-0)	14
No. 13 Winton Woods	(3-0)	15
No. 14 Trotwood-Madison	(2-1)	NR
No. 15 Springfield	(1-2)	6
No. 16 Centerville	(2-1)	19
No. 17 St. Ignatius	(1-2)	7
No. 18 Pickerington Central	(2-1)	16
No. 19 Lakota West	(1-2)	17
No. 20 Wayne (Huber Heights)	(2-1)	21
No. 21 Dublin Coffman	(2-1)	18
No. 22 Archbishop Moeller	(1-2)	8
No. 23 Austintown-Fitch	(2-1)	24
No. 24 Cleveland Heights	(2-1)	NR
No. 25 Canton McKinley	(2-1)	NR



2023 OFFICERS

QBC President - Greg Kerr
CFMC President - Sahar Ullery
Vice President - Jay Richards
Treasurer - Tom Thaxton
Communications & Site - John Wheatley
Business Development - Tony Miltenberger
Booster Representative - Bill Brinck
Senior Rep - John Wheatley
Junior Rep - Blake Newcomb
Sophomore Rep - Kyle Buhler
Freshmen Rep - Michael Gorman
8th Grade Rep - Paul Sawyer
7th Grade Rep - Jarrod Malott
Wee Elk Rep - Dawn Becker



PHOTOGRAPHS PROVIDED BY:

Barry Burtenshaw

Burtenshaw.smugmug.com

CHS STATISTICS PROVIDED BY:

Mike Stoner

Scott Lieberman

*The Quarterback Club offers players, families, coaches and fans an opportunity to contribute to the success of the team with gifts, works, and spirited support for Centerville football. We are a service club dedicated to **ELK PRIDE** in our efforts to provide financial and volunteer support.*

*Quarterback Club membership primarily consists of the parents of past, present, and future Centerville High School football players. **However, all community members and CHS football fans are welcome.***

2023 Projects include:

\$2,000 Player Scholarship

Team clothing and equipment including additional uniforms, team warm-ups, shirts, shoes, and player of the week award jackets.

Food including team breakfasts for playoff games, post scrimmage meals, food (steaks) for the Senior Dinner and Tailgate food before all home games.



QB Club Newsletter editor: Jim Ehrensberger
jim@ehrensberger.net