



# Centerville Crushes Creek



**Oct 2023 Volume 21  
Inside Issue 8**

Jamar Montgomery congratulates teammate, Andrew Erwin, on 1st quarter TD catch

<i>Schedule</i>	2
<i>Inside the Headset</i>	3-4
<i>DDN Preps Postgame</i>	5
<i>Springfield Preview</i>	6-9
<i>Beavercreek Game</i>	10
<i>Offense Stats &amp; Action</i>	11-12
<i>Defense Stats &amp; Action</i>	13-14
<i>Kicking Statistics</i>	15
<i>Summary &amp; Drive Chart</i>	16-17
<i>Beavercreek P.O.W.</i>	18
<i>Future Elks Weekend</i>	19-20
<i>Centerville Jazz Band</i>	21-25
<i>GWOC Standings</i>	26
<i>Road to the Playoffs</i>	27
<i>Ohio State Polls</i>	28-30
<i>QB Club Mission</i>	31

The Centerville Elks continued their dominance over the Beavercreek Beavers last Friday night in front of a packed house at Centerville Stadium. The 38-6 victory was the 49th victory versus only two losses since 1973. The offense had its best game of the year, putting up 452 total yards, and the defense held the Beavers to only one score. The Elks punting team did not see the field for the first time this season, as the offense scored on six of their seven drives.

Senior quarterback, Drake Wells, had his best outing completing 15 of 20 pass attempts, for 255 yards. Drake had zero interceptions and his highest QB rating of 215. For his performance, Drake was the selected Offensive Back Player of the Week by the coaching staff. Daniel Kamara was the Elks leading rusher, and had two touchdowns. Sophomore Quincy Capogna scored on a 69 yard pass, after blazing by the Beavers on his way untouched to the endzone. Offensive coordinator, Mike Savino, kept Beavercreek guessing as he spread his pass calls to Capogna, Montgomery, Kamara, and Erwin. One of the unsung heroes on the offensive line, tackle Kuol Kuol played exceptionally well. He was recognized by the coaching staff as the Offensive Lineman of the week.

The Black Shirt defense had another outstanding game holding the Creek to only 229 yards. (The lowest for the Elks this season.) Ohio top recruit, Reggie Powers III, was all over the field, tackling, breaking up passes, blocking kicks, and returning one kickoff for 53 yards. For his effort he was awarded Special Teams Player of the Week.

Ross Coppock and Jackson Puckett recorded 12 tackles each, along with being named Defensive Players of the Week. Centerville's JV team put a 63-0 shutout on the scoreboard and the undefeated Freshmen shut out the young Beavers, 38-0. Another three victory weekend for the Elks.

With the victory the varsity remain the only undefeated GWOC team, and are alone in first place. The Elks are on the road this Friday in Springfield to face the tough Wildcats. The last six competitions have not gone well for the Elks, coming out on the wrong end, and losing 41-15 on average. This senior class wants this one badly, and they need Elk Nation to make the journey to help them defeat these guys! See you in Springfield. **GO ELKS!**

# Elk's Football Schedule

TEAM	OPPONENT	DATE	TIME	LOCATION
Varsity	Springfield	Friday 09-29	7:00 PM	Away
Junior Varsity	Springfield	Saturday 09-30	10:00 AM	Centerville Stadium
Freshmen	NO GAME*			
7th Grade	Wayne	Wednesday 10-11	5:30 PM	Away
8th Grade	Wayne	Wednesday 10-11	6:30 PM	Away

\* Cancelled 1 week before by  
St. Ignatius



## Week 7 Results

TEAM	OPPONENT	DATE	ELKS	OPPONENT
Varsity	Beavercreek	09/29/23	38	6
Junior Varsity	Beavercreek	09/30/23	63	0
Freshmen	Beavercreek	09/30/23	38	0
7th Grade	Springboro	10/04/23	0	44
8th Grade	Springboro	10/04/23	20	13



# Inside the Headset



*Head Coach Brent Allery*

What did you and your staff learn about the Elks from their practice week and the game against Beavercreek?

Beavercreek is a very well-coached team. We know that they will show us any tendencies that we have and any weaknesses we have. They took advantage of some of our tendencies and now we can see those moving forward. In practice, we further learned that we are going to play exactly like we are going to practice. If we practice something very well, we will typically execute that very well. If we practice something poorly, then we can't expect much to change on Friday night. We have to be better about practice. We have to find a way to get more out of our short time together in practice.

You have mentioned how important the scout team preparation is each week. Do you ever put the first teams against each other during the season?

The captains specifically asked for this very early in the season. Of course I was hesitant to schedule something like this in practice because I didn't want our guys beating each other up. The team was challenged to practice the right way if we were to accommodate this request. That means practicing hard, using great technique, but not finishing anyone to the ground and making sure that everyone is healthy at the end of each play. So far, our team has been great at this. We do different drills each day that put the first teams against each other. Competition brings out the best in everyone, and they have done a great job handling this responsibility.

This week you face the tough and talented Springfield Wildcats on the road. The last six games have not gone Centerville's way, how do you get the team to focus on the present and forget about the past?

Our team is focused on this year. Our team is focused on this week. Our team is focused on this day! This isn't something we have to stress. They know that we are our greatest competition and we must constantly compete against ourselves to be better today than we were yesterday. They know what type of team is standing on the other sideline. They know what type of game this is going to be on a Friday night. We don't do anything other than be honest with them about Springfield. There are no mind games we play and no special tactics. How you do anything is how you do everything. The opponent does not determine our work ethic or our goals.

# Inside the Headset

The Elks are currently in first place in the GWOC. How does it feel to be in control of your own destiny?

I could say that it feels great. Or I could say that we deserve to control our destiny. While those may seem true or partially true, they are not. We control our attitude and our effort each day. That's it. If we control those in the best way that we can, then we have to accept the outcome. We don't control the season. We control what we put into it and how we handle ourselves.

You had the opportunity to play football on multiple levels – from Wee Elks to Ohio State – and for me, there's nothing like high school football. What makes high school football so special?

You know, it's interesting because I got to sit and listen to Ross Coppock answer that very question during an interview this week. I think I would echo his sentiment. High school football is special. Never again do you get to play with guys that you grew up with. Never again do you get to be coached by guys that you got to know during youth camps before high school. Never again do you get to share the highs and lows with people inside and outside of the program that you have probably known for a very long time. There's something special about high school football. Especially at Centerville. Those that came before us are the ones that made it special. Others kept it special, and added to the program. It's our job to be great ancestors and leave it better than we found it. Guys like Ross Coppock and many others on our team are doing exactly that.





# PREPS POSTGAME

SATURDAY, SEPTEMBER 30, 2023

## WEEK 7 ROUNDUP

### Ward leads Troy past Xenia; Centerville tops Beavercreek

By Travis Erickson  
Staff Writer

Jahari Ward rushed for four touchdowns to carry Troy football to a 43-6 win at Xenia on Friday night.

Ward finished with 249 yards on 11 carries. He surpassed 1,000 yards on the season for the second time in his career.

Aiden Kirkpatrick added a TD toss to Aidan Gorman and Antonio Gonzalez had a pick-six.

Elijah Johnson ran in the lone score for Xenia.

The win bumped Troy's record to 6-1 and helped it keep pace atop the Miami Valley League Miami Division standings with Butler and Tippecanoe at 5-1.

Butler defeated Fairborn 49-13 and Tipp downed Sidney 47-14.

#### OTHER GAMES

**West Carrollton 14, Piqua 13:** With 2:52 to play Kevin Davis Jr. hit Brandon Foster on a touchdown pass for the Pirates. On the ensuing possession the defense forced a turnover on downs as West Carrollton snapped a 27-game losing streak.

**Centerville 38, Beavercreek 6:** Drake Wells passed for a pair of touchdowns, Daniel Kamara added two short TD runs and Carter Anderson tacked on a scoring run for Centerville. Soso Anisoke chipped in on special teams with a blocked field goal.

**Springfield 28, Springboro 9:** Deontre Long opened the scoring with a touchdown run and Aaron Scott threw a TD to Duncan Bradley III and ran in another to pace Springfield. Bryce Washington highlighted the defense with an interception return for a touchdown.

**Stebbins 30, Greenville 0:** Devin McCormick hit Deshawn Cunningham and Ray Vonn Harris with touchdown throws, and Cunningham tacked on an interception return for a score for Stebbins.

**Alter 28, McNicholas 7:** Noah Jones rushed for four touchdowns to lead Alter.

**Lakota West 59, Oak Hills 7:**



Troy's Jahari Ward during a game earlier this season. Against Xenia on Friday Ward rushed for 249 yards and four touchdowns in Troy's 43-6 victory. JEFF GILBERT/CONTRIBUTED

Sam Wiles threw pair of touchdown throws, Cordell Atkins rushed for two scores for Lakota West.

**Princeton 35, Fairfield 14:** Tyler George had an 85-yard kickoff return for a touchdown and Aiden McGuire chipped in a pair of field goals in the losing effort for Fairfield.

**Sycamore 38, Lakota East 30:** Jamison Kitna finished 17-of-25 for 288 yards with three touchdowns but the Lakota East rally fell short.

**Lebanon 21, West Clermont 14:** Luke Faler threw three touchdowns, two to Kyle Koch, for Lebanon.

**Waynesville 55, Carlisle 14:** Alex Amburgy threw four touchdowns. Trenton Davis hauling in two while Garrett Lundy caught one and ran for two more to lead Waynesville. Ethan Hamm and

Luke Richards each had a TD run for Carlisle.

**Valley View 49, Middletown Madison 6:** Unbeaten Valley View won its 15th consecutive regular season game.

**Eaton 48, Monroe 7:** Chris Atkins tallied passed for three TDs and Kase Keating and Gavin Winings each had defensive TDs for Eaton.

**Edgewood 42, Ross 21:** Kyle Franke went over 100 rushing yards with three touchdowns to carry Edgewood.

**Talawanda 44, Northwest 12:** Cale Leitch hooked up with Demetrius Morris-Williams on three touchdown passes and Lance Cantrell rushed for 180 yards with two TD runs to pace Talawanda.

**Bellefontaine 42, Tecumseh 0:** Ohio State-bound quarterback commit Tavien St. Clair tossed a

pair of touchdown throws apiece to Riley Neer and C.J. Wilson along with a 57-yard scramble for a TD.

**Trotwood-Madison 54, Ponitz 6:** Mike Smith ran for a pair of touchdowns and Tim Carpenter tossed two TD passes, all in the first quarter, for Trotwood.

**Bethel 17, Northridge 12:** Cooper Mears threw touchdowns to Elijah Alberti and Christian Bennett in the third quarter to spur a Bethel rally.

**Fort Loramie 35, Norwalk St. Paul 28:** Max Maurer hit Carter Eilerman on an 18-yard touchdown pass with 3:07 to play for the game-winning score.

**Marion Local 49, Fort Recovery 0:** Head Coach Tim Goodwin recorded his 300th career win for Marion Local.



# Springfield Preview

## Springfield Wildcats

Springfield, OH  
Clark County  
OHSAA Division I, Region 2



2023 Springfield Football (3-4)					
Coach: Maurice Douglass					
8/18	H	St Ignatius (1-6)	[1-1]	W	27-11
8/26	N	DelMatha Catholic (MD) (5-0)	[1]	L	7-38
9/1	A	Trotwood-Madison (5-2)	[III-12]	L	20-21
9/8	A	Wayne (5-2)	[1-2]	L	22-27
9/15	H	Beavercreek (2-5)	[1-2]	W	49-0
9/22	A	Kettering Fairmont (4-3)	[1-2]	L	7-10
9/29	A	Springboro (1-6)	[1-4]	W	28-9
10/6	H	Centerville (6-1)	[1-2]		
10/13	A	Miamisburg (5-2)	[1-2]		
10/20	H	Northmont (4-3)	[1-8]		



	TEAM	G	YDS	YPG	RUSH	RUSH YPG	PASS	PASS YPG	PTS	PTS/G
1	Springfield Defense	7	1404	200.6	873	124.7	531	75.9	113	16.1
5	Centerville Offense	7	2008	286.9	776	110.9	1232	176.0	167	23.9



	TEAM	G	YDS	YPG	RUSH	RUSH YPG	PASS	PASS YPG	PTS	PTS/G
4	Springfield Offense	7	2075	296.4	1047	149.6	1028	146.9	160	22.9
6	Centerville Defense	7	2067	295.3	714	102.0	1353	193.3	90	12.9

## Drew Pasteur's Matchup

### #41 Centerville Elks (6-1) 158.5

#### Strength of schedule

(based on all regular-season games)  
#30 of 71 in Division 1

#### Regular season projections

Final L2 divisor 100  
Projected record 8-2  
27.30 Harbin points (divisor 100)  
Projected #4 seed in R2 playoffs

#### Win probabilities:

6W-11%, 7W-33%, 8W-36%, 9W-20%

### #35 Springfield Wildcats (3-4) 160.6

#### Strength of schedule

(based on all regular-season games)  
#11 of 71 in Division 1

#### Regular season projections

Final L2 divisor 97  
Projected record 5-5  
14.23 Harbin points (divisor 97)  
Projected #13 seed in R2 playoffs

#### Win probabilities:

3W-8%, 4W-22%, 5W-35%, 6W-34%

**PICK: Springfield to WIN by 4 (60%)**



# Springfield Preview



#7 Jayvin Norman | RB, OLB

Height: 5'10" Weight: 170 Grade: Senior

### Offense Season Stats

RUSHING						
G	ATT	YDS	YPG	AVG	LNG	TD
7	71	448	64.0	6.3	69	4

RECEIVING					
REC	YDS	YPG	AVG	LNG	TD
11	140	20.0	12.7	72	1



#3 Duncan Bradley III | WR

Height: 5'10" Weight: 160 Grade: Senior

### Offense Season Stats

RECEIVING						
G	REC	YDS	YPG	AVG	LNG	TD
7	28	367	52.4	13.1	52	3

Defense Season Stats					
TACKLES					
G	TOT	SOLO	AST	SACK	TFL
7	5	4	1	0.0	0.0





# Springfield Preview

## TOP-FIVE 2024 CORNERBACK AARON SCOTT COMMITS TO OHIO STATE

By Garrick Hodge on July 30, 2023 at 6:39 pm @garrick\_hodge



#5 Aaron Scott | WR, CB

Height: 6'2" Weight: 180 Grade: Senior

### The Columbus Dispatch

#### Four-star Springfield CB Aaron Scott joins Ohio State football's 2024 class

 Colin Gay

Published 6:39 p.m. ET July 30, 2023 | Updated 7:31 p.m. ET July 30, 2023

Tim Walton did not have to look very far to get Ohio State's latest cornerback commitment.

Four-star Springfield cornerback Aaron Scott became the latest member of Ohio State's 2024 recruiting class Sunday, committing to the Buckeyes over Oregon and Michigan.

Scott is the No. 2 player in the 2024 class from Ohio according to 247Sports' composite rankings behind Glenville four-star cornerback and Ohio State commit Bryce West. Scott is also the No. 5 cornerback and the No. 52 player in the class.

"He's a top priority prospect for (the Buckeyes)," Springfield football coach Maurice Douglass said of Scott in March. "I think they are going to try to home in on him and Bryce West and make those two guys their bookends, man, on each side and try to take away whatever those other teams want to try to present against them."



# 2022 Wildcats vs. Elks

## SPR vs CEN (FINAL) ( 10/07/2022 at Centerville ) Centerville, OH

TEAM	SPR (VISITOR)	CEN (HOME)
Score	38	10
First Downs	20	10
Rushes / Yards (Net)	27 / 152	33 / 156
Passing Yards (Net)	345	52
Passes -- Att / Comp / Int	30/19/1	15/4/1
Total Offensive Plays / Yards	57 / 497	48 / 208
Fumble Returns / Yards	0 / 0	0 / 0
Punt Returns / Yards	2 / 73	0 / 0
Kickoff Returns / Yards	1 / 42	7 / 145
Interception Returns / Yards	1 / 14	1 / 2
Punts (Number/Average)	3 / 34.7	6 / 34.2
Fumbles / Lost	0 / 0	1 / 1
Penalties / Yards	14 / 120	7 / 80
Possession Time	25:08	22:52

## CEN vs SPR (FINAL) ( 11/11/2022 at Northmont ) Englewood, OH

TEAM	CEN (VISITOR)	SPR (HOME)
Score	14	42
First Downs	18	19
Rushes / Yards (Net)	38 / 154	23 / 80
Passing Yards (Net)	119	318
Passes -- Att / Comp / Int	27/10/0	30/19/0
Total Offensive Plays / Yards	65 / 273	53 / 398
Fumble Returns / Yards	0 / 0	0 / 0
Punt Returns / Yards	1 / 5	2 / 56
Kickoff Returns / Yards	5 / 83	1 / 0
Interception Returns / Yards	0 / 0	0 / 0
Punts (Number/Average)	7 / 31.0	3 / 30.0
Fumbles / Lost	0 / 0	0 / 0
Penalties / Yards	7 / 66	4 / 42
Possession Time	28:27	19:33



**MAKE THE BIG PLAY**

# Beavercreek Game Stats



## TEAM

### First Downs

--Rushing

--Passing

--Penalty

Rushing Attempts

Yards Gained Rushing

Yards Lost Rushing

**Net Yards Rushing**

**Net Yards Passing**

--Passes Attempted

--Passes Completed

--Had Intercepted

**Total Offensive Plays**

**Total Net Yards**

--Average Gain Per Play

Fumbles: Number / Lost

Penalties: Number / Yards

Number of Punts / Yards

--Average Per Punt

Punt Returns: Number / Yards

Number of Kickoffs / Yards

--Average Per Kick

--Touchbacks

Kickoff Returns: Number / Yards

Interception Returns: Number / Yards

Fumble Returns: Number / Yards

Miscellaneous Yards

Possession Time

Third Down Conversions

Fourth Down Conversions

Redzone Conversions:

Redzone Touchdowns:

Redzone Field Goals Made:

Sacks By: Number / Yards

**BEA**  
(VISITOR)

**CEN**  
(HOME)

**13**

**21**

2

9

6

10

5

2

27

24

57

182

23

5

**34**

**177**

**195**

**275**

24

25

12

17

0

0

**51**

**49**

**229**

**452**

4.5

9.2

0 / 0

1 / 1

3 / 15

13 / 126

3 / 123

0 / 0

41.0

0.0

0 / 0

2 / 15

1 / 38

8 / 415

38.0

51.9

0

4

3 / 55

2 / 53

0 / 0

0 / 0

0 / 0

0 / 0

0

18

30:15

17:45

5 of 13

5 of 7

0 of 2

0 of 0

1 of 3

5 of 5

1

4

0

1

0 / 0

2 / 6



# Offense Statistics

## Beavercreek VISITOR

No	Rushing	Att	Gain	Lost	Net	TD	Long
1	Quentin Youngblood	21	47	13	34	1	26
12	Jack Minnick	6	10	10	0	0	8
<b>Total</b>		27	57	23	34	1	26

No	Passing	Att	Cmp	Int	Yds	TD	Long	Sacks
12	Jack Minnick	23	11	0	169	0	79	2
1	Quentin Youngblood	1	1	0	26	0	26	0
<b>Total</b>		24	12	0	195	0	79	2

No	Pass Receiving	No	Yds	TD	Long
2	Owen Ranly	3	39	0	26
5	Austin Brandenburg	3	29	0	16
1	Quentin Youngblood	2	85	0	79
31	Unknown	2	29	0	29
4	Laken Pierce	2	13	0	9
<b>Total</b>		12	195	0	79

No	All-Purpose	Run	Rcv	KR	PR	IR	Total
1	Quentin Youngblood	34	85	0	0	0	119
2	Owen Ranly	0	39	0	0	0	39
26	Conner Macek	0	0	37	0	0	37
31	Unknown	0	29	0	0	0	29
5	Austin Brandenburg	0	29	0	0	0	29
11	Eli Gaudette	0	0	18	0	0	18
4	Laken Pierce	0	13	0	0	0	13
<b>Total</b>		34	195	55	0	0	284

## Centerville HOME

No	Rushing	Att	Gain	Lost	Net	TD	Long
4	Daniel Kamara	10	60	5	55	2	17
21	Jacaurre Vaughn	4	50	0	50	0	26
26	Carter Anderson	5	33	0	33	1	10
28	Parker Johnson	4	31	0	31	0	19
12	Drake Wells	1	8	0	8	0	8

**Total** 24 182 5177 3 26

No	Passing	Att	Cmp	Int	Yds	TD	Long	Sacks
12	Drake Wells	20	15	0	255	2	69	0
14	Shane Cole	5	2	0	20	0	13	0
<b>Total</b>		25	17	0	275	2	69	0

No	Pass Receiving	No	Yds	TD	Long
86	Quincy Capogna	5	103	1	69
24	Jamar Montgomery	5	82	0	32
4	Daniel Kamara	2	30	0	18
17	Andrew Erwin	2	26	1	16
15	Laird Schultz	1	16	0	16
88	Bryce Cowgill	1	11	0	11
25	Ryan Swanson	1	7	0	7

**Total** 17 275 2 69

No	All-Purpose	Run	Rcv	KR	PR	IR	Total
86	Quincy Capogna	0	103	0	0	0	103
4	Daniel Kamara	55	30	0	0	0	85
24	Jamar Montgomery	0	82	0	0	0	82
3	Reggie Powers III	0	0	53	0	0	53
21	Jacaurre Vaughn	50	0	0	0	0	50
17	Andrew Erwin	0	26	0	15	0	41
26	Carter Anderson	33	0	0	0	0	33
28	Parker Johnson	31	0	0	0	0	31
8	Soso Anosike	0	0	0	0	0	18
15	Laird Schultz	0	16	0	0	0	16
88	Bryce Cowgill	0	11	0	0	0	11
12	Drake Wells	8	0	0	0	0	8
25	Ryan Swanson	0	7	0	0	0	7

**Total** 177 275 53 15 0 538



# Offense Action





# Defense Statistics

---- Centerville										
No	Player Name	Solo	Ast	Total	Sacks/Yds	TFL/Yds	FR/Yds	Int/Yds	BrUp	Other
1	Coppock, Ross	2	10	12	-	-	-	-	1	
45	Puckett, Jackson	2	10	12	-	4.0/8.7	-	-	-	
2	King, Landon	2	6	8	1.0/2.0	1.5/2.5	-	-	1	
6	Taylor, Jacob	1	6	7	1.0/4.0	1.5/4.7	-	-	-	
11	Bohram-Thomas, Bryce	1	5	6	-	0.5/0.7	-	-	-	
84	Keely, Mason	0	6	6	-	0.5/1.0	-	-	1	
99	Jones, Matthew	0	5	5	-	-	-	-	-	
32	Bomberry, Sam	0	4	4	-	0.5/1.5	-	-	-	
3	Powers III, Reggie	2	1	3	-	-	-	-	2	1 BX
10	Alejandrino, Seth	1	2	3	-	-	-	-	-	
26	Anderson, Carter	0	2	2	-	-	-	-	-	
44	Smith, Loukas	0	2	2	-	-	-	-	-	
8	Anosike, Soso	1	0	1	-	-	-	-	-	1 BF
9	Siy, Lual	1	0	1	-	1.0/4.0	-	-	-	
17	Erwin, Andrew	0	1	1	-	-	-	-	-	
<b>Total</b>		13	60	73	2.0/6.0	9.5/23.0	0/0	0/0	5	

**Legend:** Solo- Unassisted Tackles    Ast- Assisted Tackles    Total- Total Tackles    Sacks- Quarterback Sacks    TFL- Tackles For Loss    FR- Fumble Recoveries Returned    Int- Pass Interceptions    BrUp- Broken Punt Up    Other- FF=Forced fumble, BP=Blocked punt, BF=Blocked field goal, BX=Blocked extra point





# Defense Action





# Kicking Game Statistics

No	Punting	No	Yds	Avg	TB	I20	Long
25	CJ Crawford	3	123	41.0	0	1	45
<b>Total</b>		3	123	41.0	0	1	45

No	Returns*	Punt No	Yds	LP	Kickoff No	Yd	LP	Int,Pass No	Yds	LP
26	Conner Macek	0	0	0	2	37	21	0	0	0
11	Eli Gaudette	0	0	0	1	18	18	0	0	0
<b>Total</b>		0	0	0	3	55	21	0	0	0

No	Field Goals	Distance	Result
90	Thor Sitler	27	Block

No	Kickoffs	No	Yds	Avg	TB	FC	OB
90	Thor Sitler	1	38	38.0	0	0	0
<b>Total</b>		1	38	38.0	0	0	0

No	Punting	No	Yds	Avg	TB	I20	Long
<b>Total</b>		0	0	0.0	0	0	0

No	Returns*	Punt No	Yds	LP	Kickoff No	Yd	LP	Int,Pass No	Yds	LP
17	Andrew Erwin	2	15	11	1	0	0	0	0	0
3	Reggie Powers III	0	0	0	1	53	53	0	0	0
<b>Total</b>		2	15	11	2	53	53	0	0	0

No	Field Goals	Distance	Result
16	Leland Gantz	23	Good

No	Kickoffs	No	Yds	Avg	TB	FC	OB
16	Leland Gantz	7	411	58.7	4	0	0
17	Andrew Erwin	1	4	4.0	0	0	0
<b>Total</b>		8	415	51.9	4	0	0



Reggie Powers III returns kickoff 53 yards to start the second half

# Scoring Summary

## BEA vs. CEN

Overall Record Now: 2-5  
Date: 9/29/2023

Stadium: Centerville Stadium  
Site: Centerville, OH

Overall Record Now: 6-1  
Attendance: 6954

SCORE BY QUARTERS	1	2	3	4	OT	TOTAL
(V) Beaver Creek	0	0	6	0	0	6
(H) Centerville	7	21	7	3	0	38

Team	Qtr.	Time	Scoring Play	Conversion	Plays/Yds	Score
CEN	1	04:41	Drake WELLS Passes to Andrew ERWIN COMPLETE TOUCHDOWN, clock 03:58 16 yds	PAT Kick by Leland GANTZ GOOD.	9 / 69	0 - 7
CEN	2	11:16	Daniel KAMARA Carries(Hand Off) TOUCHDOWN, clock 11:16 1 yds	PAT Kick by Leland GANTZ GOOD.	10 / 99	0 - 14
CEN	2	06:03	Drake WELLS Passes to Quincy CAPOGNA COMPLETE TOUCHDOWN, clock 06:03 69 yds	PAT Kick by Leland GANTZ GOOD.	3 / 72	0 - 21
CEN	2	01:23	Daniel KAMARA Carries(Pitch) TOUCHDOWN, clock 01:23 4 yds	PAT Kick by Leland GANTZ GOOD.	9 / 61	0 - 28
CEN	3	11:22	Carter ANDERSON Carries(Pitch) TOUCHDOWN, clock 11:22 7 yds	PAT Kick by Leland GANTZ GOOD.	4 / 25	0 - 35
BEA	3	02:35	Quentin Youngblood Carries(Hand Off) TOUCHDOWN, clock 02:35 1 yds	PAT Kick by Thor Sitler blocked by Reggie POWERS III downed for 0 yards	2 / 27	6 - 35
CEN	4	11:57	Leland GANTZ 23 yard Field Goal attempt GOOD, clock 11:57		8 / 50	6 - 38

Time of Game: Kickoff: 07:00 PM

End of Game: 09:50 PM

Total Elapsed Time: 2:50



Drake Wells launches a 69 yard beauty to Quincy Copgna for a TD

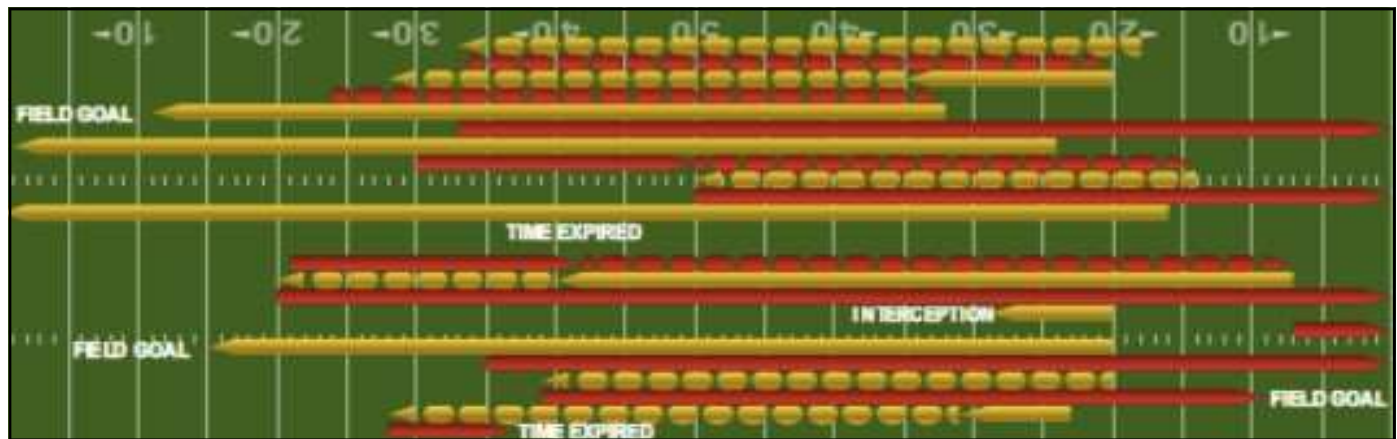


# Drive Chart

#	Team	Drive Started			Drive Ended			Drive Consumed			
		Quarter	Yd. Line	Time	How Obtained	Yd. Line	Time	How Lost	Yards	Plays	Time
1	BEA	1	17	12:00	Kickoff	Op 31	07:30	Downs	52	11	04:30
1	CEN	1	31	07:30	Downs	Op 0	04:41	Touchdown	69	9	02:49
2	BEA	1	20	04:41	Kickoff	Op 1	01:39	Downs	79	7	03:02
2	CEN	1/2	1	01:39	Downs	Op 0	11:16	Touchdown	99	10	02:23
3	BEA	2	20	11:16	Kickoff	Op 28	07:03	Blocked FG	52	13	04:13
3	CEN	2	28	07:03	Blocked FG	Op 0	06:03	Touchdown	72	3	01:00
4	BEA	2	20	06:03	Kickoff	26	03:33	Punt	6	3	02:30
4	CEN	2	39	03:33	Punt	Op 0	01:23	Touchdown	61	9	02:10
5	BEA	2	27	01:23	Kickoff	32	00:00	End Half	5	3	01:23
5	CEN	3	Op 25	12:00	Kickoff	Op 0	11:22	Touchdown	25	4	00:38
6	BEA	3	20	11:22	Kickoff	46	05:50	Punt	26	6	05:32
6	CEN	3	20	05:50	Punt	27	04:07	Fumble	7	2	01:43
7	BEA	3	Op 27	04:07	Fumble	Op 0	02:35	Touchdown	27	2	01:32
7	CEN	3/4	44	02:35	Kickoff	Op 6	11:57	Field Goal	50	8	02:38
8	BEA	4	20	11:57	Kickoff	46	04:24	Punt	26	7	07:33
8	CEN	4	15	04:24	Punt	Op 45	00:00	End Game	40	5	04:24

	First Quarter	Second Quarter	Third Quarter	Fourth Quarter	First Half	Second Half	Final
<b>Beavercreek</b>							
Time of Possession	07:32	08:06	07:04	07:33	15:38	14:37	30:15
Third-Down Conversions	3-5	2-5	0-2	0-1	5-10	0-3	5-13
Average Field Position	18	22	46	20	20	37	27
Fourth-Down Conversions	0-2	0-0	0-0	0-0	0-2	0-0	0-2

	First Quarter	Second Quarter	Third Quarter	Fourth Quarter	First Half	Second Half	Final
<b>Centerville</b>							
Time of Possession	04:28	03:54	04:56	04:27	08:22	09:23	17:45
Third-Down Conversions	2-3	2-2	1-2	0-0	4-5	1-2	5-7
Average Field Position	16	33	46	15	24	38	31
Fourth-Down Conversions	0-0	0-0	0-0	0-0	0-0	0-0	0-0



# PLAYERS OF THE WEEK



**Ross Coppock**  
Defense Back



**Sean Diullo**  
Scout Defense



**Owen Hansbury**  
JV Offense



**Kuol Kuol**  
Offensive Line



**Connor Miltenberger**  
Scout Offense



**Taj Powell**  
JV Defense



**Reggie Powers**  
Special Teams



**Jackson Puckett**  
Defensive Line



**Drake Wells**  
Offensive Back



# JV Shuts Out the Beavers 63-0



Taj Powell celebrates his Elk touchdown



Elk gang tackling results in shutout




Jacaurre Vaughn breaks free for long touchdown run



Ryan Swanson catches Cole pass for TD run



# Frosh Shuts Out the Beavers 38-0



Elks defense pursue and gang tackle Beaver runner



Joey Kristbaum catches Nolan pass for TD run



Alex George breaks hits the gap for a touchdown run





# 2023 Jazz Band

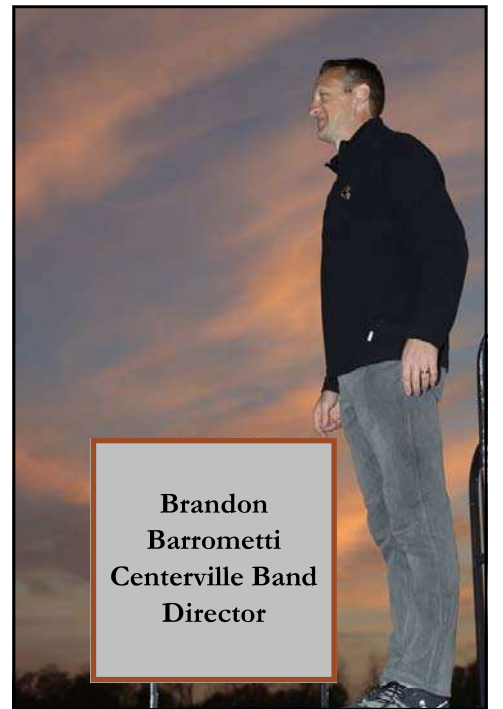


The Centerville Jazz Band is Centerville High School's nationally recognized and award winning marching band. Their unique sound and visual design have been entertaining audiences and adjudicators year after year. The Centerville Jazz Band is one of the largest student organizations on campus.

In addition to performances at football games, the band travels locally and nationally in a variety of competitive circuits. In 2022, the band finished 3<sup>rd</sup> at the Bands of America Louisville Regional, and 12<sup>th</sup> at the Bands of America Indianapolis Super Regional. At Bands of America Grand Nationals, the Centerville Jazz Band advanced to semi-finals competition finishing 23<sup>rd</sup> among a field of 100 bands.

In 2021, The Centerville Jazz Band performed nationally in front of an audience of MILLIONS in the Macy's Thanksgiving Day Parade in New York City!

- October 7 - Bands of America Toledo Regional
- October 13 – Home Football vs. Fairmont
- October 20-21 - Bands of America Indianapolis Super Regional
- October 28 - Centerville Invitational (CHS Stadium)
- November 9-11 - Bands of America Grand National Championship (Indianapolis)



**Brandon Barrometti**  
Centerville Band Director

## CONGRATULATIONS!

### 2023 CENTERVILLE JAZZ BAND DRUM MAJORS

**Mary Haley**  
**Emily Hodges**  
**Sierra Rupp**





# Through the Eyes of Picasso

“This past summer the students began working on their 2023 competition show entitled, “Through the Eyes of Picasso”. The show features music by Andrew Markworth, including: “Eleven” by yMusic, “Incident in Jazz” by Stan Kenton, “Paris” by yMusic, “My Spanish Heart” by Chick Corea, and “Miranda” by Michael Nyman. The show concept came from a winter guard show that we performed in 2020, but were unable to fully complete due to the cancellation of the season amidst the COVID-19 pandemic. We wanted to revisit the show as a marching band production, with larger props and a different take on envisioning Picasso’s art coming alive.”







# 2023 Jazz Band

## **BAND-TOBER** *in Centerville*

Sat October 7th - Bands of America Toledo Regional  
@University of Toledo - 11am Prelims Performance

Mon October 9th - CHS Wind Symphony Concert  
@CHS Performing Arts Center - 7:30pm

Fri October 13th - Football vs Fairmont; Senior Night  
@CHS Stadium

Sat October 21 - BOA Indianapolis Super Regionals  
@Lucas Oil Stadium Indianapolis, IN - 8:45am Prelims Performance

Tue October 24th - Concert/Symphonic Band Ensembles  
@CHS (Multiple locations) - 7:30pm

Sat October 28th - Centerville Invitational  
@CHS Stadium - ALL DAY





# How the marching band became a staple of American music education?

By Sophia Alexandra Hall

24 November 2021



In America, high school football games conjure up images of padded-shouldered players, choreographed cheerleaders, and a cheerful marching band. But how did this musical ensemble become so embedded in the country's education system?

The history of marching bands goes all the way back to the medieval era, when musicians were included in feudal armies, in order to maintain morale for the soldiers, as well as direct the troops.

But while most countries have maintained a marching band presence in their military institutions, America has brought the marching band into the classroom.

Today, the music ensembles are a staple of most high schools and colleges across the country. But how did this musical ensemble with a military history find its way to the school football field?

Marching bands have had a presence at American universities since the 19th century. This is typically because they were associated with Reserve Officers' Training Corps programs, which are university-based officer training programs.

Founded in 1845, the oldest American college marching band is the University of Notre Dame's Band of the Fighting Irish, and the band first performed at a football game 30 years later in 1887.

It is said that the founder of the university, the reverend Edward Sorin, was a clarinetist, and was keen for the university to have a strong musical program.





# How the marching band became a staple of American music education?



Twenty years after Purdue University's "All-American" Marching Band began playing during school football games, it created a pictorial formation on the field. In 1907, the marching band broke military ranks and debuted its Block P formation after the student band director, Paul Spotts Emrick, got the idea by watching some birds fly by.

"His inspiration was seeing geese flying overhead in a V formation," says Jay Gephart, director of bands at Purdue University. "Spotts was a real innovator at the time, which is remarkable for someone who had no music degree."

The first half-time show during a football game was performed that same year, 1907, by the University of Illinois Marching Illini.


Appearing at the same time as these new musical innovations, was the concept of a university fight song, which were pieces of music written to inspire morale and a type of patriotism for your school.

These started being performed by university bands at sporting events, in order to encourage the spectators to cheer louder and join in with the school spirit-inspired lyrics.

Bands perform in multiple parades across the world, from royal events, to annual holidays.

The largest parade in the world is the Macy's Thanksgiving Day Parade, which takes place in New York City, and features 10 marching bands, and almost 8,000 performers.

## First Halftime Show by a Marching Band



Jazz Band at the 2021 Macy's Thanksgiving Day Parade in New York City. Photo by Nicholas Falzerano, Nicholas Studios



**Standings**

TEAMS	CONFERENCE				OVERALL				
	W-L	PCT	PF	PA	W-L	PCT	PF	PA	STRK
Centerville	4 - 0	1.000	95	39	6 - 1	.857	167	90	W5
Wayne	3 - 1	.750	132	99	5 - 2	.714	232	186	L1
Fairmont	3 - 1	.750	64	56	4 - 3	.571	103	129	L1
Miamisburg	2 - 2	.500	102	109	5 - 2	.714	215	125	W2
Springfield	2 - 2	.500	106	46	3 - 4	.429	160	113	W1
Northmont	1 - 3	.250	86	94	4 - 3	.571	196	151	W1
Springboro	1 - 3	.250	53	61	1 - 6	.143	84	145	L3
Beavercreek	0 - 4	.000	33	167	2 - 5	.286	134	218	L4

**Offensive Leaders**

**PASSING YARDS** YDS

1 . Cahke' Cortner, Northmont	1631
2 . Tyrell Lewis, Wayne	1505
3 . Drake Wells, Centerville	1204
4 . Preston Barr, Miamisburg	1072
5 . Jack Minnick, Beavercreek	541

Complete Leaders

**RUSHING YARDS** YDS

1 . Quentin Youngblood, Beavercreek	687
2 . Calilien Grant, Northmont	519
3 . Jayvin Norman, Springfield	448
4 . Brock Baker, Fairmont	446
5 . Justin Turner Jr, Fairmont	428

Complete Leaders

**RECEIVING YARDS** YDS

1 . Dalin Wilkins, Northmont	628
2 . Jamar Montgomery, Centerville	413
3 . Jamier Averette-Brown, Wayne	378
4 . Duncan Bradley III, Springfield	367
5 . Maxim Butler, Springboro	323

**Defensive Leaders**

**TACKLES** TACK

1 . CJ Crawford, Beavercreek	77
2 . Mason Pitl, Springboro	73
2 . Connor Smith, Springboro	73
4 . Djaun Sales, Northmont	71
5 . Ross Coppock, Centerville	64

Complete Leaders

**SACKS** SACK

1 . Djaun Sales, Northmont	7.5
2 . Cedric Works, Northmont	6
3 . Peyton Hoskins, Miamisburg	5
4 . Jackson Heims, Springfield	4.5
4 . Landon King, Centerville	4.5

Complete Leaders

**INTERCEPTIONS** INT

1 . Stevie Doty, Fairmont	3
2 . Seth Alejandrino, Centerville	2
2 . Ross Coppock, Centerville	2
2 . Elisiah Lovett, Wayne	2
2 . Javyn Martin, Springfield	2



# Road to the Playoffs

TEAMS	Week 1	Week 2	Week 3	Week 4	Week 5	Week 6	Week 7	Week 8	Week 9	Week 10
Lakota East	@Centerville	Hamilton	@Princeton	Fairport	@Madison	Coleman	@Sycamore	Lakota West	Oak Hills	@Mason
Dublin Coffman	@St. John's Jesuit	Centerville	Carlton McKinley	Dublin Jerome	@Westerville Central	Olentangy Liberty	@Olentangy Orange	@Hilgard Davidson	Upper Arlington	@Hilgard Bradley
Pickerington Central	@Olentangy Liberty	Wayne	@Centerville	@Pickerington North	Gahanna Lincoln	Newark	@Central Crossing	Groveport Madison	@Lancaster	Reynoldsburg
Miamisburg	West Carrollton	@Belbrook	Ponitz Tech	@Centerville	Wayne	@Northmont	Fairmont	@Beavercreek	Springfield	@Springboro
Northmont	@Butler	LaSalle	@Dunbar	@Fairmont	Centerville	Miamisburg	@Wayne	Springboro	Beavercreek	@Springfield
Springboro	Lebanon	Wilrow	@Eber	@Beavercreek	Fairmont	@Centerville	@Springfield	@Northmont	@Wayne	Miamisburg
Beavercreek	@Xenia	@Ponitz Tech	Thurgood Marshall	Springboro	@Springfield	Wayne	@Centerville	Miamisburg	@Northmont	Fairmont
Springfield	St. Ignatius	Delkatha Catholic	@Trotwood Madison	@Wayne	Beavercreek	@Fairmont	Springboro	Centerville	@Miamisburg	Northmont
Fairmont	Alter	Trotwood	@LaSalle	Northmont	@Springboro	Springfield	@Miamisburg	Wayne	@Centerville	@Beavercreek
Wayne	Fairfield	@Pickerington Central	St Vincent-St Mary	Springfield	@Miamisburg	@Beavercreek	Northmont	@Fairmont	Springboro	Centerville

## OHSAA Football Computer Ratings October 3, 2023

Rank	Average	Level 1	Level 2	Divisor	City	High School Name	OHSAA School ID	Wins	Losses	Division	Region
1	21.1786	38	157.5	100	Lewis Center	Olentangy	1202	6	1	1	2
2	19.5	38.5	140	100	Delaware	Olentangy Berlin	1201	6	1	1	2
3	16.0571	30.5	117	100	Toledo	Whitmer	1704	5	2	1	2
4	15.55	38.5	100.5	100	Centerville	Centerville	336	6	1	1	2
5	14.1786	34.5	92.5	100	Delaware	Delaware Hayes	704	6	1	1	2
6	13.8643	36.5	86.5	100	Perrysburg	Perrysburg	1248	6	1	1	2
7	13.4857	30	92	100	Findlay	Findlay	586	5	2	1	2
8	13.3714	32	88	100	Huber Heights	Wayne	1638	5	2	1	2
9	13.2714	32	87	100	Dublin	Dublin Coffman	474	5	2	1	2
10	12.4643	26	87.5	100	Lewis Center	Olentangy Orange	1211	4	3	1	2
11	11.5714	28.5	75	100	Miamisburg	Miamisburg	1020	5	2	1	2
12	11.0286	24	76	100	Kettering	Kettering Fairmont	807	4	3	1	2
13	5.9357	19.5	31.5	100	Marysville	Marysville	970	3	4	1	2
14	5.6955	13	38	99	Powell	Olentangy Liberty	1203	2	5	1	2
15	5.1837	19.5	23.5	98	Springfield	Springfield	1480	3	4	1	2
16	4.9357	12.5	31.5	100	Dublin	Dublin Jerome	486	2	5	1	2
17	2.1061	10.5	6	99	Beavercreek	Beavercreek	178	2	5	1	2



# Ohio State Polls

## Ohio high school football state polls: AP, MP & how we voted

A look at the Buckeye State's top football teams in the MaxPreps Computer Rankings and latest Associated Press State Poll.

### Division I

#### AP Poll

1. St. Edward (12) 6-1 185
2. Pickerington North (2) 7-0 153
3. Hilliard Bradley (3) 7-0 144
4. Cin. Princeton (1) 7-0 143
5. Gahanna Lincoln 7-0 118
6. Milford 7-0 105
7. Canton McKinley (1) 6-1 87
8. Olentangy 6-1 64
9. Centerville (2) 6-1 47
10. Cin. Moeller (1) 4-3 41

Others receiving 12 or more points: Olentangy Berlin 35. Wadsworth 23.  
Miamisburg 18. Cleveland Heights 17.

#### How @EfrantzMP Voted

1. St. Edward
2. Pickerington North
3. Gahanna Lincoln
4. Princeton
5. Milford
6. Moeller
7. Hilliard Bradley
8. Olentangy Berlin
9. Canton McKinley
10. Olentangy





#	School	Ovr.	Rating ▾	Str.
1	St. Edward (Lakewood)	6-1	66.20	42.0
2	Archbishop Moeller (Cincinnati)	4-3	48.50	42.6
3	Hilliard Bradley (Hilliard)	7-0	46.50	25.6
4	Lincoln (Gahanna)	7-0	45.00	14.2
5	Milford	7-0	44.60	17.2
6	Olentangy Berlin (Delaware)	6-1	44.30	29.3
7	Pickerington North (Pickerington)	7-0	42.70	17.6
8	Olentangy (Lewis Center)	6-1	42.50	24.2
9	Princeton (Cincinnati)	7-0	41.70	18.8
10	McKinley (Canton)	6-1	41.40	27.7
11	Elder (Cincinnati)	4-3	39.40	37.8
12	St. Xavier (Cincinnati)	3-4	38.70	38.7
13	Lakota West (West Chester)	5-2	37.70	21.0
14	Wadsworth	6-1	36.50	16.7
15	Cleveland Heights	6-1	35.80	18.9
16	Centerville	6-1	35.50	19.7
17	Dublin Coffman (Dublin)	5-2	33.80	25.7
18	Whitmer (Toledo)	5-2	33.10	25.0
19	Medina	5-2	32.50	17.9
20	Olentangy Orange (Lewis Center)	4-3	32.30	27.2
21	Hamilton	5-2	32.20	22.3
22	Perrysburg	6-1	30.70	8.0
23	Hilliard Davidson (Hilliard)	4-3	30.60	19.8
24	Pickerington Central (Pickerington)	4-3	30.50	24.3
25	Wayne (Huber Heights)	5-2	30.20	21.3



# Drew Pasteur's Ohio Fantastic 50

## Ohio High School Football Rankings

1. #2 [Archbishop Moeller \(4-3 D1 R4\)](#)
2. #5 [St Edward \(6-1 D1 R1\)](#)
3. #7 [Lakota West \(5-2 D1 R4\)](#)
4. #8 [St Xavier \(3-4 D1 R4\)](#)
5. #10 [Gahanna Lincoln \(7-0 D1 R3\)](#)
6. #12 [Princeton \(7-0 D1 R4\)](#)
7. #13 [Elder \(4-3 D1 R4\)](#)
8. #14 [Medina \(5-2 D1 R1\)](#)
9. #15 [Milford \(7-0 D1 R4\)](#)
10. #17 [Wadsworth \(6-1 D1 R1\)](#)
11. #18 [Olentangy \(6-1 D1 R2\)](#)
12. #20 [Hilliard Bradley \(7-0 D1 R3\)](#)
13. #27 [Olentangy Berlin \(6-1 D1 R2\)](#)
14. #28 [Mentor \(4-3 D1 R1\)](#)
15. #30 [Pickerington North \(7-0 D1 R3\)](#)
16. #31 [Canton McKinley \(6-1 D1 R1\)](#)
17. #34 [Cleveland Heights \(6-1 D1 R1\)](#)
18. #35 [Springfield \(3-4 D1 R2\)](#)
19. #41 [Centerville \(6-1 D1 R2\)](#)
20. #43 [Wayne \(5-2 D1 R2\)](#)
21. #45 [Upper Arlington \(4-3 D1 R3\)](#)
22. #47 [Hamilton \(5-2 D1 R4\)](#)
23. #49 [Whitmer \(5-2 D1 R2\)](#)
24. #53 [Pickerington Central \(4-3 D1 R3\)](#)
25. #54 [St Ignatius \(1-6 D1 R1\)](#)
26. #56 [Olentangy Orange \(4-3 D1 R2\)](#)
27. #61 [Perrysburg \(6-1 D1 R2\)](#)
28. #64 [Findlay \(5-2 D1 R2\)](#)
29. #67 [Dublin Coffman \(5-2 D1 R2\)](#)
30. #72 [Hilliard Davidson \(4-3 D1 R3\)](#)
31. #74 [Mason \(4-3 D1 R4\)](#)
32. #78 [Grove City \(4-3 D1 R3\)](#)
33. #80 [Miamisburg \(5-2 D1 R2\)](#)
34. #85 [Jackson \(Massillon\) \(4-3 D1 R1\)](#)
35. #87 [Olentangy Liberty \(2-5 D1 R2\)](#)
36. #89 [Sycamore \(4-3 D1 R4\)](#)
37. #90 [Kettering Fairmont \(4-3 D1 R2\)](#)
38. #97 [Lebanon \(4-3 D1 R4\)](#)
39. #99 [Fairfield \(1-6 D1 R4\)](#)
40. #100 [Westerville Central \(1-6 D1 R3\)](#)
41. #102 [Middletown \(3-4 D1 R4\)](#)
42. #104 [Berea-Midpark \(3-4 D1 R1\)](#)
43. #107 [Hilliard Darby \(4-3 D1 R3\)](#)
44. #108 [GlenOak \(3-4 D1 R1\)](#)
45. #116 [Westerville North \(5-2 D1 R3\)](#)
46. #121 [Dublin Jerome \(2-5 D1 R2\)](#)
47. #122 [West Clermont \(3-4 D1 R4\)](#)
48. #129 [Delaware Hayes \(6-1 D1 R2\)](#)
49. #131 [Lakota East \(1-6 D1 R4\)](#)
50. #136 [Springboro \(1-6 D1 R4\)](#)

### Division I rankings

Updated 30-Sep-2023 10:39PM

Week 7 complete





#### 2023 OFFICERS

QBC President - Greg Kerr  
CFMC President - Sahar Ullery  
Vice President - Jay Richards  
Treasurer - Tom Thaxton  
Communications & Site - John Wheatley  
Business Development - Tony Miltenberger  
Booster Representative - Bill Brinck  
Senior Rep - John Wheatley  
Junior Rep - Blake Newcomb  
Sophomore Rep - Kyle Buhler  
Freshmen Rep - Michael Gorman  
8th Grade Rep - Paul Sawyer  
7th Grade Rep - Jarrod Malott  
Wee Elk Rep - Dawn Becker



PHOTOGRAPHS PROVIDED BY:

*Barry Burtenshaw*

[Burtenshaw.smugmug.com](http://Burtenshaw.smugmug.com)

CHS STATISTICS PROVIDED BY:

*Mike Stoner*

*Scott Lieberman*

*The Quarterback Club offers players, families, coaches and fans an opportunity to contribute to the success of the team with gifts, works, and spirited support for Centerville football. We are a service club dedicated to **ELK PRIDE** in our efforts to provide financial and volunteer support.*

*Quarterback Club membership primarily consists of the parents of past, present, and future Centerville High School football players. **However, all community members and CHS football fans are welcome.***

#### *2023 Projects include:*

*\$2,000 Player Scholarship*

*Team clothing and equipment including additional uniforms, team warm-ups, shirts, shoes, and player of the week award jackets.*

*Food including team breakfasts for playoff games, post scrimmage meals, food (steaks) for the Senior Dinner and Tailgate food before all home games.*



QB Club Newsletter editor: Jim Ehrensberger  
[jim@ehrensberger.net](mailto:jim@ehrensberger.net)