

# H-E-A-T-T



**Nov 2022 Volume 20  
Issue 15**

<i>Schedule Results</i>	2
<i>2022 Elk Roster</i>	3-4
<i>2022 Coaches &amp; Seniors</i>	4-6
<i>2022 Season Statistics</i>	7
<i>2022 Offensive Stats</i>	8-9
<i>2022 Defensive Stats</i>	10
<i>2022 Kicking Stats</i>	11
<i>2022 All-Southwest Ohio</i>	12
<i>H-E-A-T-T Awards</i>	13-16
<i>Sonny Unger Awards</i>	17-19
<i>GWOC Final &amp; Stats</i>	20
<i>Final AP Ohio Poll</i>	21
<i>DI Region 2 Finals</i>	22
<i>Elk Opponents Alive</i>	23-24
<i>State Final Four</i>	25
<i>QB Club Mission</i>	26

The Centerville Elks finished their 2022 football campaign 10-3, and recorded one of the finest seasons in history. This team was lead by an outstanding group of seniors that lived the Centerville Elks core values.

Dr. Raymond Prior, PhD, is one of the country’s top peak performance professionals. He has helped many athletic teams to understand the importance of having and living solid core values.

“Core values are the foundation of what you do and why you do it. They are anchoring principles that ground you to what’s really important and guide you toward success. They are what you stand for no matter what your circumstances may be or what your win/loss record is. Core values serve as a guide because they are non-negotiable. They serve as the essence of what your program stands for and they are expected to be shared by everyone. Core values are central to your program and the decisions leaders make should revolve around them.

Every good coach and leader understands the importance of core values as a guide through the ups and downs of sport, and more importantly, developing character in young men and women. Yet, despite the critical importance of core values, many athletic programs have core values that are not clearly defined, left unstated, too flexible, and in some cases, there are no core values at all. Sadly, too many athletic programs have core values that are only an afterthought. They are not discussed and implemented, and coaches falsely assume their athletes will just pick up on these values and apply them.

Without a clearly defined set of core values, many teams struggle to handle the difficulties of sport because their values change based on what’s convenient in the moment rather than a stable bedrock of guiding principles. As a result, leadership is often inconsistent, there is little accountability between teammates, and the potential to build character through sport is lost.”

Men of Centerville are compelled to improve, they compete, both in the classroom and on the field, they respond with a positive attitude, they work together with their teammates and they become an ancestor of the program. **Go Elks, EPND.**

# Elk's Football Schedule

2022 Centerville Football (10-3)  
Coach: Brent Ullery

8/19	A	Lakota East (3-7)	[I:4]	W	9-6
8/26	H	Dublin Coffman (7-4)	[I:2]	W	48-14
9/2	H	Gahanna Lincoln (13-1)	[I:3]	W	10-0
9/9	A	Miamisburg (4-6)	[I:2]	W	17-0
9/16	H	Northmont (5-6)	[I:2]	W	37-6
9/23	A	Springboro (8-4)	[I:4]	L	17-21
9/30	A	Beavercreek (2-8)	[I:2]	W	37-6
10/7	H	Springfield (12-1)	[I:2]	L	10-38
10/14	A	Kettering Fairmont (8-4)	[I:2]	W	7-0
10/21	H	Wayne (6-5)	[I:2]	W	38-35
10/28	H	# Northmont (5-6)	[I:2]	W	34-21
11/4	H	# Marysville (7-5)	[I:2]	W	42-21
11/11	N	# Springfield (12-1)	[I:2]	L	14-42

# - Ohio playoff game

Current Rank	Rated W-L	School	Current Average
1	8-2	Dublin Jerome	34.9000
2	8-1	Springfield	34.5999
3	8-2	Centerville	32.5232
4	9-1	Perrysburg	28.4500
5	7-3	Olentangy Berlin	25.5000
6	7-3	Dublin Coffman	24.2500
7	7-3	Kettering Fairmont	23.6888
8	5-5	Olentangy Liberty	22.6944
9	7-3	Whitmer	21.8500
10	6-4	Wayne	21.6778
11	6-4	Marysville	20.6000
12	7-3	Delaware Hayes	17.7000
13	5-5	Findlay	13.8500
14	5-5	Northmont	12.7970
15	4-6	Olentangy Orange	12.7500
16	4-6	Olentangy	12.5000

TEAMS	Week 1	Week 2	Week 3	Week 4	Week 5	Week 6	Week 7	Week 8	Week 9	Week 10
Lakota East	Centerville	Lakota West	Princeton	@Middletown	@Hamilton	Mason	@Sycamore	Coleman	Oak Hills	@Fairfield
Dublin Coffman	St. John's Jesuit	@Centerville	@Canton McKinley	@Dublin Jerome	Westerville Central	@Olentangy Liberty	Olentangy Orange	Hilliard Davidson	@Upper Arlington	Hilliard Bradley
Gahanna-Lincoln	Mason	Groveport Madison	@Centerville	@Reynoldsburg	Pickerington Central	@Westland	New Albany	@Westerville Central	Grove City	@Pickerington North
Miamisburg	@West Carrollton	Balfour	@Harrison	Centerville	@Bayne	Northmont	@Fairmont	Beavercreek	@Springfield	Springboro
Northmont	Dublin	@Richmond	@Hilliard Davidson	Fairmont	@Centerville	@Miamisburg	Wayne	@Springboro	@Beavercreek	Springfield
Springboro	@Lebanon	@Withrow	Elder	Beavercreek	@Fairmont	Centerville	@Springfield	Northmont	Wayne	@Miamisburg
Beavercreek	@Xenia	@Franklin	Ponitz Tech	@Springboro	Springfield	@Wayne	Centerville	@Miamisburg	Northmont	@Fairmont
Springfield	St. Ignatius	De Smet Jesuit	Trotwood Madison	Wayne	@Beavercreek	Fairmont	Springboro	@Centerville	Miamisburg	@Northmont
Fairmont	@Aster	@Trotwood	LaSalle	@Northmont	Springboro	@Springfield	Miamisburg	@Wayne	Centerville	Beavercreek
Wayne	@Fairfield	Reynoldsburg	Pickerington Central	@Springfield	Miamisburg	Beavercreek	@Northmont	Fairmont	@Springboro	@Centerville

# 2022 Elk Roster

## Team Roster

NUM	NAME	POSITION	HEIGHT	WEIGHT	GRADE
1	Emmanuel Deng	WR, DB	6'2"	170	Senior
2	Nic Bruder	WR, DB	6'0"	205	Senior
3	Reggie Powers	RB, DB	6'1"	200	Junior
4	Emable Wakilongo	RB	6'0"	200	Senior
5	Matthew Karpinsky	TE, LB	6'1"	205	Senior
6	Ross Coppock	WR, DB	6'1"	190	Junior
7	Dahntay Hoggard	DB	5'9"	163	Senior
8	Joseph Jean-Louis	WR, LB	6'2"	210	Senior
9	Braylon Newcomb	WR, DB	5'8"	160	Sophomore
10	Seth Alejandrino	WR, DB	6'1"	185	Junior
11	Peyton Johnson	TE, DL	6'2"	220	Senior
12	Drake Wells	QB	6'1"	192	Junior
13	Quiten Robinson	WR, DB	5'11"	173	Sophomore
14	Sean Cole	WR	6'2"	190	Senior
15	Rylynd Simmons	WR, DB	5'10"	160	Senior
16	Gavin Monturo	QB, LB	6'0"	175	Sophomore
17	Andrew Erwin	WR, DB	5'10"	155	Sophomore
18	J,P, Mercer	TE, LB	6'3"	185	Sophomore
19	Mensit Tuyishime	WR, DB	5'9"	160	Senior
20	Evan Thompson	RB, DB	5'11"	175	Junior
21	Jacaurre Vaughn	RB, LB	6'0"	180	Sophomore
22	Connor Miltenberger	RB, LB	6'0"	176	Junior
23	Nicholas Fote	K	5'10"	175	Junior
24	Jamar Montgomery	WR, DB	6'3"	171	Sophomore
25	Jacob Mullinger	RB, LB	6'1"	195	Senior
26	Carter Anderson	RB, DB	5'11"	185	Junior
27	Ryan Thacker	RB, LB	5'9"	167	Sophomore
27	Bobby Cannon	TE, LB	6'3"	173	Junior
28	Jackson Courville	PK	5'10"	170	Senior
29	Darius Hoggard	RB, DB	5'10"	155	Sophomore
30	Ben Seeley	OL, DL	5'9"	210	Junior
31	Laird Schultz	WR, DB	5'11"	145	Junior
32	Sam Bomberry	DL	6'0"	230	Junior
33	Landon King	WR, DB	5'11"	180	Junior
34	Gangger Senchu	RB, LB	5'10"	160	Sophomore
35	Leland Gantz	K	5'10"	155	Sophomore
36	Jacob Taylor	TE, LB	6'1"	170	Sophomore
37	Alden Whitaker	WR, DB	6'0"	150	Sophomore
38	Ryan McCall	RB, LB	5'10"	160	Sophomore

# 2022 Elk Roster

## Team Roster

NUM	NAME	POSITION	HEIGHT	WEIGHT	GRADE
39	Talan Grewe	WR, DB	5'8"	135	Junior
40	Matthew Jones	TE, LB	6'0"	207	Sophomore
41	D'Avyon Troutman	WR, DB	6'0"	161	Junior
42	Alex Smith	WR, DB	6'0"	165	Sophomore
43	Parker Johnson	RB	5'8"	195	Freshman
44	Loukas Smith	TE, DL	6'0"	205	Junior
45	Jackson Puckett	RB, LB	5'7"	150	Sophomore
48	Avery Stahl	TE, DL	6'1"	166	Sophomore
50	Cameron Gay	OL, DL	6'2"	250	Senior
51	Connor Hamms	OL, DL	5'10"	230	Junior
53	Nathan Cleaver	OL, DL	5'10"	211	Sophomore
55	Lual Siyr	OL, DL	5'11"	190	Junior
56	Brady Seeley	DL	5'11"	209	Freshman
58	Sean Diullo	RB, LB	5'9"	165	Junior
60	Zach Mayberry	OL, DL	5'11"	250	Senior
61	Owen Gantz	OL, DL	5'8"	215	Senior
63	Lane Heckman	OL, DL	6'0"	200	Sophomore
64	Dylan Slocumb	OL, DL	6'0"	275	Sophomore
65	Ethan Cahill	OL, DL	5'10"	200	Sophomore
66	Jackson Mires	OL, DL	6'3"	270	Senior
68	Taylor Berner	OL, DL	6'3"	260	Junior
69	Matthew D' Amico	OL, DL	5'6"	205	Senior
70	Brody Day	OL, DL	5'10"	217	Sophomore
71	Zane Hough	OL, DL	6'1"	250	Sophomore
72	Grant Wilder	OL, DL	6'0"	250	Senior
73	Matthew Wheatley	OL, DL	5'10"	250	Junior
74	Andres Meza	OL	5'10"	289	Senior
76	James Owsley	OL	6'5"	300	Senior
77	Kuol Kuol	OL, DL	6'4"	225	Sophomore
78	Kyle Polk	OL, DL	6'2"	280	Junior
79	A.J. Abboud	OL, DL	5'10"	245	Junior
80	Michael Ryan	WR, DB	5'7"	145	Junior
82	Chase Wood-Covington	WR, DB	5'6"	135	Sophomore
84	Mason Keely	TE, DL	6'2"	215	Sophomore
85	Jacob Brinck	WR, DB	5'11"	175	Junior
86	Bryce Bohram-Thomas	WR, DB	5'11"	160	Sophomore
88	Bryce Cowgill	TE, LB	6'4"	220	Junior
96	Riley Capogna	TE, DL	6'0"	200	Junior
99	Allen Bryce		5'8"	135	Junior

# 2022 Coaching Staff & Seniors



## Coaching Staff

Back Row: Mike Savino, Joe Kitchell, Ben Karpinsky, Derek Gilbert, Mark Brown  
Front Row: Dave Kroger, Kyle Moyer, John Puckett, Mike Masters, Jermaine Bailey  
(Missing: Head Coach Brent Ullery, Adam Taylor, Greg Karpinsky, Dan Kerns, Aubrhee Woods, & Jon Zimmerman)



## SENIORS

# 2022 Seniors



1

Emmanuel Deng



2

Nic Bruder




4

Emable Wakilongo



5

Matthew Karpinsky



7

Dahntay Hoggard



8

Joseph Jean-Louis



11

CENTERVILLE  
Peyton Johnson



14

Sean Cole



15

Rylynd Simmons



19

Mensit Tuyishime



25

Jacob Mullinger



28

Jackson Courville




60

Cameron Gay



60

Zach Mayberry



61

Owen Gantz



66

Jackson Mires



69

Matthew D'Amico




72

Grant Wilder



74

Andres Meza



76

James Owsley

# 2022 Statistics

TEAM STATISTICS	CEN	OPP
<b>SCORING</b>	<b>320</b>	<b>210</b>
--Points Per Game	24.6	16.2
<b>FIRST DOWNS</b>	<b>197</b>	<b>196</b>
--Rushing	85	76
--Passing	86	79
--Penalty	26	41
<b>NET RUSHING YARDAGE</b>	<b>1682</b>	<b>1489</b>
--Yards Gained Rushing	1935	1807
--Yards Lost Rushing	253	318
--Rushing Attempts	430	410
--Average Per Rush	3.9	3.6
--Average Per Game	129.4	114.5
--TDs Rushing	20	19
<b>NET PASSING YARDAGE</b>	<b>1904</b>	<b>1982</b>
--Att/Comp/Int	283/162/7	299/156/11
--Average Per Pass	6.7	6.6
--Average Per Catch	11.8	12.7
--Average Per Game	146.5	152.5
--TDs Passing	17	10
<b>TOTAL NET OFFENSE</b>	<b>3586</b>	<b>3471</b>
--Total Plays	713	709
--Average Per Play	5.0	4.9
--Average Per Game	275.8	267.0
KICK RETURNS: NUMBER/YARDS	37/619	14/271
PUNTS RETURNS: NUMBER/YARDS	21/320	20/284
INTS RETURNS: NUMBER/YARDS	17/454	7/29
KICK RETURN AVERAGE	16.7	19.4
PUNT RETURN AVERAGE	15.2	14.2
INT RETURN AVERAGE	26.7	4.1
FUMBLES/LOST	18/11	15/8
PUNTS/YARDS	51/1717	56/1894
--Average Per Punt	33.7	33.8
--Net Punt Average	28.1	28.1
KICKOFFS/YARDS	64/3493	45/2053
--Average Per Kick	54.6	45.6
--Touchback	46	7
PENALTIES/YARDS	109/1046	87/748
--Average Per Game	80.5	57.5
TIME OF POSSESSION/GAME	24:36	24:18
3RD DOWN CONVERSIONS	52/147	49/148
--3rd Down Pct.	35.4%	33.1%
4RD DOWN CONVERSIONS	14/20	9/26
--4th Down Pct.	70.0%	34.6%
SACKS BY/YARDS	23/162	12/85
TOUCHDOWNS SCORED	42	30
FIELD GOALS/ATTEMPTS	9/17	1/4
PAT/ATTEMPTS	35/39	27/30
ATTENDANCE	50,132	34,279

# 2022 Offensive Statistics

<b>Rushing</b>	<b>G</b>	<b>Att</b>	<b>Gain</b>	<b>Lost</b>	<b>Net</b>	<b>Avg</b>	<b>TD</b>	<b>LongAvg/G</b>	
Wakilongo, Emable	12	183	836	40	796	4.3	6	58	66.3
Newcomb, Braylon	10	124	704	112	592	4.8	10	61	59.2
Monturo, Gavin	2	9	40	3	37	4.1	1	10	18.5
Wells, Drake	7	53	167	62	105	2.0	2	19	15.0
Anderson, Carter	3	6	29	2	27	4.5	0	10	9.0
Vaughn, Jacaurre	8	26	71	5	66	2.5	0	11	8.3
Johnson, Parker	1	1	6	0	6	6.0	0	6	6.0
Powers, Reggie	13	9	45	0	45	5.0	0	21	3.5
Bruder, Nic	13	7	32	0	32	4.6	1	12	2.5
Montgomery, Jamar	12	1	5	0	5	5.0	0	5	0.4
TEAM,	13	10	0	22	-22	-2.2	0	0	-1.7
Gantz, Owen	2	1	0	7	-7	-7.0	0	0	-3.5
<b>Total</b>	<b>13</b>	<b>430</b>	<b>1935</b>	<b>253</b>	<b>1682</b>	<b>3.9</b>	<b>20</b>	<b>61</b>	<b>129.4</b>

<b>Passing</b>	<b>G</b>	<b>Effic</b>	<b>Att</b>	<b>Cmp</b>	<b>Int</b>	<b>Pct</b>	<b>Yds</b>	<b>TD</b>	<b>LongAvg/G</b>	
Wells, Drake	7	144.2	147	94	4	0.64	1185	8	71	169.3
Newcomb, Braylon	10	117.5	115	60	1	0.52	643	7	47	64.3
Monturo, Gavin	2	100.7	12	6	1	0.50	57	1	19	28.5
Bruder, Nic	13	69.9	7	2	1	0.29	19	1	21	1.5
Courville, Jackson	13	0.0	1	0	0	0.00	0	0	0	0.0
TEAM,	13	0.0	1	0	0	0.00	0	0	0	0.0
<b>Total</b>	<b>13</b>	<b>128.6</b>	<b>283</b>	<b>162</b>	<b>7</b>	<b>0.6</b>	<b>1904</b>	<b>17</b>	<b>71</b>	<b>146.5</b>

<b>Receiving</b>	<b>G</b>	<b>No.</b>	<b>Yds</b>	<b>Avg</b>	<b>TD</b>	<b>LongAvg/G</b>	
Montgomery, Jamar	12	38	400	10.5	3	35	33.3
Bruder, Nic	13	36	617	17.1	8	71	47.5
Cole, Sean	11	24	203	8.5	1	32	18.5
Robinson, Quiten	9	15	199	13.3	1	52	22.1
Cowgill, Bryce	7	13	162	12.5	2	30	23.1
Newcomb, Braylon	10	13	102	7.8	1	21	10.2
Powers, Reggie	13	9	128	14.2	0	68	9.8
Cowgill, Bryce	1	5	54	10.8	1	19	54.0
Wakilongo, Emable	12	3	9	3.0	0	5	0.8
Deng, Emmanuel	12	2	20	10.0	0	13	1.7
Newcomb, Braylon	1	1	13	13.0	0	13	13.0
Karpinsky, Matthew	13	1	3	3.0	0	3	0.2
Johnson, Peyton	5	1	-1	-1.0	0	0	-0.2
Mercer, J,P,	3	1	-5	-5.0	0	0	-1.7
<b>Total</b>	<b>13</b>	<b>162</b>	<b>1904</b>	<b>11.8</b>	<b>17</b>	<b>71</b>	<b>146.5</b>

<b>Total Offensive Yds</b>	<b>GPlays Rush PassTotalAvg/G</b>					
Wells, Drake	7	200	105	1185	1290	184.3
Newcomb, Braylon	10	239	592	643	1235	123.5
Wakilongo, Emable	12	183	796	0	796	66.3
Monturo, Gavin	2	21	37	57	94	47.0
Vaughn, Jacaurre	8	26	66	0	66	8.3
Bruder, Nic	13	14	32	19	51	3.9
Powers, Reggie	13	9	45	0	45	3.5
Anderson, Carter	3	6	27	0	27	9.0
Johnson, Parker	1	1	6	0	6	6.0
Montgomery, Jamar	12	1	5	0	5	0.4
Courville, Jackson	13	1	0	0	0	0.0
Gantz, Owen	2	1	-7	0	-7	-3.5
TEAM,	13	11	-22	0	-22	-1.7
<b>Total</b>	<b>13</b>	<b>713</b>	<b>1682</b>	<b>1904</b>	<b>3586</b>	<b>275.8</b>



# 2022 Offensive Statistics (cont)

Scoring	PATs							Saf Points	
	TD	FGs	Kick	Rush	Rcv	Pass	DXP		
Newcomb, Braylon	11	0/0	0/0	1/1	0	1/1	0	0	68
Bruder, Nic	11	0/0	0/0	0/0	0	0/0	0	0	66
Courville, Jackson	0	9/17	32/35	0/0	0	0/0	0	0	59
Wakilongo, Emable	6	0/0	0/0	0/0	0	0/0	0	0	36
Montgomery, Jamar	3	0/0	0/0	0/0	0	0/0	0	0	18
Wells, Drake	2	0/0	0/0	0/1	0	0/0	0	0	12
Cowgill, Bryce	2	0/0	0/0	0/0	0	0/0	0	0	12
Coppock, Ross	2	0/0	0/0	0/0	0	0/0	0	0	12
Cole, Sean	1	0/0	0/0	0/0	0	0/0	0	0	6
Cowgill, Bryce	1	0/0	0/0	0/0	0	0/0	0	0	6
Monturo, Gavin	1	0/0	0/0	0/0	0	0/0	0	0	6
Gay, Cameron	1	0/0	0/0	0/0	0	0/0	0	0	6
Robinson, Quiten	1	0/0	0/0	0/0	0	0/0	0	0	6
Fote, Nicholas	0	0/0	3/4	0/0	0	0/0	0	0	3
TEAM,	0	0/0	0/0	0/0	0	0/0	0	1	2
Powers, Reggie	0	0/0	0/0	0/0	1	0/0	0	0	2
<b>Total</b>	<b>42</b>	<b>9/17</b>	<b>32/39</b>	<b>1/2</b>	<b>1</b>	<b>1/1</b>	<b>0</b>	<b>1</b>	<b>320</b>

All Purpose Yds	G	Rush	Rec	PR	KOR	IR	MR	TotAvg/G	
Bruder, Nic	13	32	617	315	345	83	0	1392	107.1
Wakilongo, Emable	12	796	9	0	0	0	0	805	67.1
Newcomb, Braylon	10	592	102	0	0	0	0	694	69.4
Montgomery, Jamar	12	5	400	0	0	0	0	405	33.8
Coppock, Ross	13	0	0	0	95	182	0	277	21.3
Powers, Reggie	13	45	128	0	78	0	0	251	19.3
Cole, Sean	11	0	203	0	0	0	0	203	18.5
Robinson, Quiten	9	0	199	0	0	0	0	199	22.1
Cowgill, Bryce	7	0	162	0	0	0	0	162	23.1
Wells, Drake	7	105	0	0	0	0	0	105	15.0
Gay, Cameron	11	0	0	0	0	87	0	87	7.9
Vaughn, Jacaurre	8	66	0	0	0	0	0	66	8.3
Miltenberger, Connor	6	0	0	0	63	0	0	63	10.5
Anderson, Carter	3	27	0	0	32	0	0	59	19.7
Cowgill, Bryce	1	0	54	0	0	0	0	54	54.0
Deng, Emmanuel	12	0	20	0	0	33	0	53	4.4
Keely, Mason	13	0	0	0	0	40	0	40	3.1
Monturo, Gavin	2	37	0	0	0	0	0	37	18.5
Alejandrino, Seth	11	0	0	5	0	24	0	29	2.6
Newcomb, Braylon	1	0	13	0	0	0	0	13	13.0
Jean-Louis, Joseph	13	0	0	0	6	5	0	11	0.8
Johnson, Parker	1	6	0	0	0	0	0	6	6.0
Karpinsky, Matthew	13	0	3	0	0	0	0	3	0.2
Johnson, Peyton	5	0	-1	0	0	0	0	-1	-0.2
Mercer, J,P,	3	0	-5	0	0	0	0	-5	-1.7
Gantz, Owen	2	-7	0	0	0	0	0	-7	-3.5
TEAM,	13	-22	0	0	0	0	0	-22	-1.7
<b>Total</b>	<b>13</b>	<b>1682</b>	<b>1904</b>	<b>320</b>	<b>619</b>	<b>454</b>	<b>0</b>	<b>4979</b>	<b>383.0</b>

# 2022 Defensive Statistics

No	Player Name	Tackles				Sacks		Pass Def		Fumbles		Blkd					
		GP	UT	AT	Total	For	Loss	No	Yards	Int	Yds	BrUp	Rcv	Yds	FF	Kick	Saf
8	Jean-Louis, Joseph	13	45	57	102	16.0	88.5	6.5	51.0	2	5	3	1	0	5	0	
5	Karpinsky, Matthew	13	48	48	96	10.0	50.0	3.0	29.0	0	0	0	1	1	0	0	
3	Powers, Reggie	13	36	35	71	8.0	24.5	1.0	7.0	0	0	1	2	0	0	0	
6	Coppock, Ross	13	30	36	66	4.5	11.0	0.0	0.0	7	182	1	0	1	0	0	
25	Mullinger, Jacob	12	24	40	64	5.0	15.0	1.0	6.0	0	0	0	0	0	0	0	
2	Bruder, Nic	13	33	23	56	3.0	10.5	0.0	0.0	4	83	1	0	1	0	0	
84	Keely, Mason	13	14	29	43	7.0	22.0	3.5	15.0	1	40	1	0	0	0	0	
44	Smith, Loukas	13	10	24	34	4.5	12.0	1.0	6.0	0	0	0	0	0	0	0	
10	Alejandrino, Seth	11	17	11	28	2.0	4.0	0.0	0.0	1	24	5	0	1	0	0	
50	Gay, Cameron	11	10	15	25	7.0	15.5	1.0	7.0	1	87	1	0	0	0	0	
1	Deng, Emmanuel	12	12	12	24	2.5	6.5	0.0	0.0	1	33	1	1	0	0	0	
33	King, Landon	8	7	14	21	1.0	3.0	0.0	0.0	0	0	1	0	0	0	0	
40	Jones, Matthew	5	9	9	18	4.5	19.5	2.0	9.0	0	0	0	0	0	0	0	
32	Bomberry, Sam	10	7	8	15	4.0	13.0	1.0	6.0	0	0	0	0	0	0	0	
71	Hough, Zane	5	4	4	8	1.0	7.0	1.0	7.0	0	0	0	0	0	0	0	
30	Seeley, Ben	5	2	6	8	1.5	10.0	1.0	9.0	0	0	0	1	0	0	0	
11	Johnson, Peyton	5	3	4	7	1.0	10.0	1.0	10.0	0	0	0	0	0	0	0	
7	Hoggard, Dahntay	5	3	3	6	0.0	0.0	0.0	0.0	0	0	0	0	0	0	0	
22	Milttenberger, Connor	6	0	4	4	0.0	0.0	0.0	0.0	0	0	0	0	0	0	0	
55	Siy, Lual	2	1	2	3	0.0	0.0	0.0	0.0	0	0	0	1	0	0	0	
14	Cole, Sean	11	2	0	2	0.0	0.0	0.0	0.0	0	0	0	0	0	0	0	
21	Vaughn, Jacaurre	8	2	0	2	1.0	20.0	0.0	0.0	0	0	0	0	0	0	0	
88	Cowgill, Bryce	7	1	1	2	0.0	0.0	0.0	0.0	0	0	0	0	0	0	0	
99	Gay, Cameron	1	1	1	2	0.0	0.0	0.0	0.0	0	0	0	0	0	0	0	
15	Simmons, Rylynd	2	1	1	2	0.0	0.0	0.0	0.0	0	0	0	0	0	0	0	
36	Taylor, Jacob	2	1	1	2	0.0	0.0	0.0	0.0	0	0	0	0	0	0	0	
20	Thompson, Evan	1	1	1	2	0.0	0.0	0.0	0.0	0	0	0	0	0	0	0	
18	Mercer, J,P,	3	0	2	2	0.0	0.0	0.0	0.0	0	0	0	1	0	0	0	
56	Seeley, Brady	1	0	2	2	0.0	0.0	0.0	0.0	0	0	0	0	0	0	0	
28	Courville, Jackson	13	1	0	1	0.0	0.0	0.0	0.0	0	0	0	0	0	0	0	
TM	TEAM,	13	1	0	1	0.0	0.0	0.0	0.0	0	0	0	0	0	0	1	
79	Abboud, A.J.	1	0	1	1	0.0	0.0	0.0	0.0	0	0	0	0	0	0	0	
26	Anderson, Carter	3	0	1	1	0.0	0.0	0.0	0.0	0	0	0	0	0	0	0	
23	Fote, Nicholas	2	0	1	1	0.0	0.0	0.0	0.0	0	0	0	0	0	0	0	
9	Newcomb, Braylon	10	0	1	1	0.0	0.0	0.0	0.0	0	0	0	0	0	0	0	
13	Robinson, Quiten	9	0	1	1	0.0	0.0	0.0	0.0	0	0	0	0	0	0	0	
12	Wells, Drake	7	0	1	1	0.0	0.0	0.0	0.0	0	0	0	0	0	0	0	
<b>TOTALS</b>		13	326	399	725	83.5	342.0	23.0	162.0	17	454	15	8	0	4.0	5	1



# 2022 Kicking Statistics

Field Goals	FGM/FGA	Pct	01-19	20-29	30-39	40-49	50-99	LgM/LgA	Blk
Courville, Jackson	9/17	53%	0/0	5/7	0/3	3/4	1/3	55/58	0

Punting	No.	Yds	Avg	Long	TB	FC	I20	Blkd
Gantz, Leland	2	74	37.0	38	0	1	2	0
Courville, Jackson	49	1643	33.5	55	1	5	20	4
<b>Total</b>	<b>51</b>	<b>1717</b>	<b>33.7</b>	<b>55</b>	<b>1</b>	<b>6</b>	<b>22</b>	<b>4</b>

Kickoffs	No	Yds	Avg	TB	FC	OB
Courville, Jackson	60	3304	55.1	45	1	3
Gantz, Leland	4	189	47.3	1	0	0
<b>Total</b>	<b>64</b>	<b>3493</b>		<b>46</b>	<b>1</b>	<b>3</b>

Punt Returns	No.	Yds	Avg	TD	Long
Bruder, Nic	20	315	15.8	1	56
Alejandrino, Seth	1	5	5.0	0	5
<b>Total</b>	<b>21</b>	<b>320</b>	<b>15.2</b>	<b>1</b>	<b>56</b>

Kick Returns	No.	Yds	Avg	TD	Long
Bruder, Nic	17	345	20.3	0	50
Coppock, Ross	7	95	13.6	0	20
Miltenberger, Connor	7	63	9.0	0	13
Powers, Reggie	3	78	26.0	0	31
Anderson, Carter	1	32	32.0	0	32
Jean-Louis, Joseph	1	6	6.0	0	6
King, Landon	1	0	0.0	0	0
<b>Total</b>	<b>37</b>	<b>619</b>	<b>16.7</b>	<b>0</b>	<b>50</b>



## High School Football: Division I, II and III all-district teams announced




**Nic Bruder**  
1st Team



**Emmanuel Deng**  
1st Team



**Joseph Jean-Louis**  
1st Team



**Matt Karpinsky**  
1st Team



**Ross Coppick**  
2nd Team




**Jackson Courville**  
2nd Team



**James Owsley**  
2nd Team



**Reggie Powers**  
2nd Team



**Emable Wakilongo**  
Honorable Mention



The 2022 Ohio Prep  
Sportswriters Association  
Southwest All-District Division  
I football team as selected by a  
media panel from the district.



**Drake Wells**  
Honorable Mention

# H-E-A-T-T Awards



**Joseph Jean-Louis**  
Co-MVP Defense



**Matt Karpinsky**  
Co-MVP Defense  
Black Flag Award



**Nic Bruder**  
MVP Offense

- 74 career receptions for 1,082 yards
- Averaged 5.1 yards per rush
- 20 career touchdowns 1 TD pass
- Team Captain
- 50 returns for 711 yards
- Defense: 3 FF, 1 FR, 7 INT, 107 tackles.
- Mentored the younger WR'S & DB'S with reads and technique.
- Makes our offense go and puts us in situations to be successful.
- Any call targeted at this guy was always a good call.

# H-E-A-T-T Awards



Joseph Jean-Louis  
Elk Pride (Humility)

- Compelled to learn.
- Story: Senior speech spoke about the thing he liked the most (accountability meetings) and how much he learned and how he wants to take that to college with him.
- Knew that the result he had last year was not the result he wanted this year.
- Wanted to learn how to be a better football player, better teammate, and a better man.
- Offered some of the most valuable feedback during accountability meetings.
- A team captain that young people up to.
- A team captain that looked for ways to serve his team and looked for ways to help his teammates.



Matt Karpinsky  
Elk Pride (Effort)

- Competed relentlessly (you versus you)
- Story: In week 13 of the playoffs was asking if he could have extra conditioning.
- One of the highest motors on the team.
- Hated coming off the field. Hated missing a rep.
- Tirelessly competed against others but also competed against himself.
- The true definition of “being better today than he was yesterday.”
- A team captain who’s effort was not limited to physical effort. His effort and attitude are contagious.

# H-E-A-T-T Awards



**Jackson Mires & James Owsley  
Elk Pride (Attitude)**

- Attacked adversity. Ran towards the fire.
- Story: Both guys were “done for the season and potentially career.”
- Fought through injuries and put the overall good of the team over themselves.
- Was willing to do anything to help the team whether they were playing or on the sideline.
- Found ways to make plays when we needed them and whenever we needed yards as an offense, we went here.
- Great role models for younger players on how to fight adversity and find ways to get the job to done. They really understood that no one cares how you feel, but that you have a job to do, and that job is to serve the team, and they made great sacrifices to do their job.



**Nic Bruder  
Elk Pride (Team)**

- Serve others.
- Story about Dublin Coffman screen for Sean Cole resulting in a TD
- Played offense, defense, and most special teams.
- Played through injury and looked for ways to serve the team.
- Was willing to learn new plays, schemes, or even positions to help the team.
- A captain of the team that is leaving behind a perfect definition of what it means to be a team player.

# H-E-A-T-T Awards



**Jacob Mullinger**  
**Elk Pride (Tradition)**



**Grant Wilder**  
**Elk Pride (Unsung Hero)**

- Ancestor to the program.
- Lead through attitude and effort.
- Story about running back and forth, on and off the field, on Friday nights to play his role.
- Story about his favorite thing to do which was splatter pulling guards.
- A throwback player that wasn't afraid to work hard and gets his hands dirty.
- Always played above his ability level because of how hard he played and that he never backed down from anyone.
- Knew that sometimes his job was to make the big play and sometimes his job was to step aside and cheer for others as they make the play.
- A captain of this team, promoted by the coaches, but a true leader of his peers.





# Sonny Unger Award



“Let’s talk a little about what the Sonny Unger Award is and means. The Award is given each year to deserving seniors, along with a scholarship, to remember Lester “Sonny” Unger, and alumnus of Centerville and the Elk Football Program. Sonny lost his life fighting in Vietnam when he became overrun by a Vietnamese Battalion. After fighting them off for over four hours, he called in napalm on his location to defeat the enemy.

Sonny was a great, humble, and selfless teammate. For his football team and in the Army. Anything he did, he gave his all. If there was anything he could do for his teammates, he did it. He strove for excellence and was an unquestioned leader by example. The winners of the Sonny Unger Memorial Scholarship must embody these traits of Sonny. This award is the highest individual award given to a Centerville Football player and to receive it is a tremendous honor.”

*Head Coach Brent Ullery*

# Sonny Unger Award



**Jackson Mires**

# Sonny Unger Award



**Matthew Karpinsky**



**Standings**

TEAMS	CONFERENCE				OVERALL				
	W-L	PCT	PF	PA	W-L	PCT	PF	PA	STRK
Springfield	6 - 1	.857	277	93	12 - 1	.923	480	143	W8
Centerville	5 - 2	.714	163	106	10 - 3	.769	320	210	L1
Springboro	5 - 2	.714	193	158	8 - 4	.667	329	258	L1
Fairmont	4 - 3	.571	121	108	8 - 4	.667	224	173	L1
Wayne	4 - 3	.571	221	145	6 - 5	.545	328	226	L2
Northmont	2 - 5	.286	154	224	5 - 6	.455	311	271	L2
Miamisburg	2 - 5	.286	148	200	4 - 6	.400	266	264	L2
Beavercreek	0 - 7	.000	69	312	2 - 8	.200	148	388	L7

**Offensive Leaders**

**PASSING YARDS** YDS

1 . Bryce Schondelmyer, Springfield	4120
2 . Tyrell Lewis, Wayne	2390
3 . Cahke' Cortner, Northmont	2011
4 . Evan Ruzzo, Springboro	1959
5 . Preston Barr, Miamisburg	1227

Complete Leaders

**RUSHING YARDS** YDS

1 . Drew Baker, Fairmont	1335
2 . Evan Ruzzo, Springboro	1085
3 . Zachariah Williams, Wayne	1064
4 . Emable WakiLongo, Centerville	802
5 . Willizhaun Yates, Springboro	739

Complete Leaders

**RECEIVING YARDS** YDS

1 . Anthony Brown, Springfield	1439
2 . Daylen Bradley, Springfield	1230
3 . RJ Mukes III, Wayne	1101
4 . Jackson McGohan, Miamisburg	941
5 . Dalin Wilkins, Northmont	813

Complete Leaders

**Defensive Leaders**

**TACKLES** TACK

1 . Connor Smith, Springboro	138
2 . Jaivian Norman, Springfield	120
3 . CJ Crawford, Beavercreek	116
4 . Sylas Cunningham, Springboro	103
4 . Aiden Weimer, Springboro	103

Complete Leaders

**SACKS** SACK

1 . Javon Hammonds, Wayne	9.5
1 . Payton Lupton, Northmont	9.5
3 . Aiden Weimer, Springboro	8
4 . Robert Owens Jr, Springfield	7
5 . Jackson Heims, Springfield	6.5

Complete Leaders

**INTERCEPTIONS** INT

1 . Ross Coppock, Centerville	7
2 . Nic Bruder, Centerville	4
2 . Aaron Scott, Springfield	4
4 . Sylas Cunningham, Springboro	3
4 . Christian Davis, Miamisburg	3

Complete Leaders

# AP Ohio High School Football Poll



## DIVISION I



1. Lakewood St. Edward (12) 9-1



2. West Chester Lakota West (2) 10-0



3. Cincinnati Moeller 9-1



4. Springfield (2) 8-1



5. Cincinnati Elder 8-2



5. Gahanna Lincoln 9-1



7. Medina 9-1



8. Centerville 8-2



9. Dublin Jerome 8-2



10. Perrysburg 9-1

# OHSAA Region 2 Brackets



**SPRINGFIELD 35, OLENTANGY LIBERTY 7**

## Springfield's playoff march continues

Wildcats rout Liberty for fourth straight regional title; Cincinnati Moeller rematch is up next.

By Michael Cooper  
Contributing Writer

LONDON — The Springfield High School football program hoisted the Division 1, Region 2 championship trophy for the fourth straight season.

Wildcats senior Bryce Schondelmyer went 26-for-29 for 278 yards and two touchdown passes and rushed for another touchdown as Springfield beat Olentangy Liberty 35-7 to win the Region 2 championship game on a frigid Friday night at London's Bowlus Field.

The standards, however, have changed for the Wildcats. They've got bigger goals.

"It's a great accomplishment, but I want to kick the door in and win state," said Springfield senior wide receiver Anthony Brown, who caught nine passes for 98 yards and a touchdown.

The Wildcats won their eighth straight game and improved to 12-1 overall. They advanced to play Cincinnati Moeller (13-1) in a rematch of last year's state semifinal game at 7 p.m. Friday, Nov. 25, at Piqua's Alexander Stadium. The Crusaders beat Lakota West 38-20 in the D-I, Region 4 championship game to advance.

With the victory, Springfield became the 25th program in

Ohio history to advance to four straight state semifinals, according to the OHSAA unofficial record book.

"God is good, man," said Springfield coach Maurice Douglass. "That's all I can say about that. I'm excited and happy for the city. ... Each week is a history moment and that's what I told the guys before the game. Go enjoy it, make history today and continue to build things that you can have memories for a lifetime. Being able to watch those guys accomplish those things is a tremendous honor."

Schondelmyer scored on a 1-yard run late in the first quarter to give the Wildcats a 7-0 lead. Wildcats junior running back Jayvin Norman scored on a 1-yard run midway through the second quarter to make it 14-0 at the half.

Schondelmyer found Brown on a 16-yard TD pass late in the third quarter to give Springfield a 21-0 lead.

The Patriots made it 21-7 when sophomore quarterback Andrew Leonard hit junior receiver Evan Nelson on a 24-yard TD pass.

Schondelmyer hit Da'Shawn Martin on a 1-yard TD pass with 7:57 remaining and sophomore running back Dada Owens scored on a 2-yard run with



Springfield's Anthony Brown hauls in a touchdown pass against Olentangy Liberty on Friday night at London's Bowlus Field. Brown caught nine passes for 98 yards. CONTRIBUTED PHOTO BY MICHAEL COOPER

1:05 remaining to start the Wildcats celebration.

"We did a good job of taking what they gave us," Schondelmyer said. "We ran the ball, but we didn't finish our drives early on and we're gonna have to next week against Moeller. That's a great football team and if we don't take care of our opportunities, we'll end up going home. We've got to take advantage of all of our opportunities."

Norman led the Wildcats with 52 yards rushing, while senior

wide receiver Daylen Bradley caught nine passes for 118 yards

Defensively, the Wildcats were able to get pressure on Leonard, tallying five sacks and seven tackles for loss. Senior linebacker Tawfig Jabbar and senior safety Teryon Holt each had interceptions for Springfield.

The Wildcats defensive ends — senior Robert Owens, Jr. and sophomore Jackson Helms — combined for 15 tackles, three sacks and three tackles for loss.

"Coach Smoot had to get on

them a little bit, but once he did that, they just took it to another level," Douglass said.

A year ago, Springfield came back from five points down in the fourth quarter to beat Moeller 22-21 to advance to their first-ever state championship game.

"It's going to be a great challenge," Douglass said "We just have to come to work next week and have a great week of preparation and we'll see what happens on Friday night."



Olentangy Liberty's Jacob Biros (75), Cameron Cole (35) and Gabe Pence (5) bring down Springfield's Bryce Schondelmyer during an OHSAA Division I Regional Final game Nov. 18 at London High School.

Shane Flanigan, ThisWeek

The Columbus Dispatch

## Gahanna Lincoln 25, New Albany 17

Elijah King came up with a big play when the Gahanna needed it most.

The junior defensive lineman made a key sack in the fourth quarter to help the top-seeded Lions defeat third-seeded New Albany on Nov. 18 in the Division I, Region 3 final at Historic Crew Stadium.

The fifth-ranked Lions won their first regional championship since 1982, improving to 13-1. They advanced to play top-ranked Lakewood St. Edward in a state semifinal Nov. 25. The Eagles (13-1) defeated Mentor 27-0 in the Region 1 final.

—Scott Hennen



Nov 18, 2022, Columbus, Ohio, USA; Gahanna's Brennen Ward (2), Jaden Yates (5) and Diore Hubbard (4) celebrate following their 25-17 win over the New Albany Eagles in the high school football Div. I regional final at Historic Crew Stadium. Mandatory Credit: Adam Cairns-The Columbus Dispatch Adam Cairns/Columbus Dispatch



Nov 18, 2022, Columbus, Ohio, USA; Gahanna's Romero Wells (9), Elijah King (31) and Kamari Burns (40) tackle New Albany's Christian Manville (32) during the first half of the high school football Div. I regional final at Historic Crew Stadium. Mandatory Credit: Adam Cairns-The Columbus Dispatch Adam Cairns/Columbus Dispatch





# 2022 OHSAA Football Playoffs



(13-1) LAKEWOOD ST. EDWARD

Date: 11/25/2022 Time: 7:00 PM

[Site / Contact info](#)

(13-1) GAHANNA LINCOLN

Date: 12/2/2022 Time: 7:30 PM

[Site / Contact info](#)

(13-1) CIN. ARCHBISHOP MOELLER

Date: 11/25/2022 Time: 7:00 PM

[Site / Contact info](#)

(12-1) SPRINGFIELD

2022 Division I State Champion

## State Final 4

### Division 1 State Semi-Finals



Gahanna-Lincoln (13-1)



St Edward (13-1)



Moeller (13-1)



#2 Springfield (12-1)


### Division 1 State Championship



TBA



TBA



#### 2022 OFFICERS

Brad Mason - President

Greg Kerr - Vice President/Membership

Kent Owsley - Treasurer

John Wheatley - Communications & Site

Bill Brinck - Booster Representative

Jeff Courville - Business Development



PHOTOGRAPHS PROVIDED BY:

*Barry Burtenshaw*

[Burtenshaw.smugmug.com](http://Burtenshaw.smugmug.com)

CHS STATISTICS PROVIDED BY:

*Mike Stoner*

*Scott Lieberman*

*The Quarterback Club offers players, families, coaches and fans an opportunity to contribute to the success of the team with gifts, works, and spirited support for Centerville football. We are a service club dedicated to ELK PRIDE in our efforts to provide financial and volunteer support.*

*Quarterback Club membership primarily consists of the parents of past, present, and future Centerville High School football players. However, all community members and CHS football fans are welcome.*

#### *2022 Projects include:*

*\$2,000 Player Scholarship*

*Team clothing and equipment including additional uniforms, team warm-ups, shirts, shoes, and player of the week award jackets.*

*Food including team breakfasts for playoff games, post scrimmage meals, food (steaks) for the Senior Dinner and Tailgate food before all home games.*



QB Club Newsletter editor: Jim Ehrensberger  
[jehrensberger@att.net](mailto:jehrensberger@att.net)

[www.centervilleelksfootball.com](http://www.centervilleelksfootball.com)