




Mr. Pick 6



**Sep 2022 Volume 20
Inside Issue 5**



<i>Schedule</i>	2
<i>Inside the Headset</i>	3
<i>DDN Recap</i>	4
<i>Vikings-Elks Preview</i>	5
<i>Miamisburg Preview</i>	6-7
<i>Game & Offense Stats</i>	8-9
<i>Gahanna Action</i>	10
<i>Defensive Stats & Action</i>	11-12
<i>Kicking Stats</i>	13
<i>Scoring Summary</i>	14
<i>Drive Chart</i>	15
<i>Players of the Week</i>	16
<i>GWOC Standings</i>	17
<i>Road to the Playoffs</i>	18
<i>What is a Pick 6?</i>	19
<i>Ohio High School Polls</i>	20-21
<i>2021 Vikings-Elks</i>	22-23
<i>QB Club Mission</i>	24

Nic Bruder's first quarter interception and 23 yard return for a touchdown was the game winner for the Centerville Elks last Friday night. Jackson Courville added a 27 yard field goal in the second quarter as the Elks beat Gahanna Lincoln 10-0. The Blackshirts defense played an excellent game shutting out the Lions. Gahanna Lincoln had only been shut out three times in the last 10 years. The Elks knocked the Lions out of the Columbus Dispatch Super 7 with the victory.

The north endzone at Centerville Stadium has been crowded with Blackshirts over the last two weeks. Cameron Gay visited the zone against last Friday night against Dublin Coffman in almost the exact spot of Nic's Pick 6. When asked about his Pick 6, Nic said, "I really don't know. I guess I was in the right spot at the right time."

If you talk with his defensive coordinator, John Puckett, he will say there is much more to Nic's success. "Nic has a really high football IQ, he sees the game at a different level than the 99% of the players I've coached over the last 23 years. The game moves at a much slower speed to him which allows him to anticipate and react to plays. He sometimes will go off script due to his awareness and instincts, but he's right more than he's wrong. Nic has great eyes which enhances his awareness and instincts for the game. Nic has great feet and body control while moving at full speed in a competitive environment." This was Nic's third Pick 6 of his career and leads the Elks in this stat.

Quarterback Drake Wells was 8 for 13, for a total of 144 passing yards. Reggie Powers had 67 receiving yards, and running back Emable Wakilongo carried for 47 yards.

This Friday night begins play in the Greater Western Ohio Conference, one the toughest in Ohio. The Elks are on the road for their GWOC opener at Miamisburg. The Vikings are 2-1 and feature a talented running back, #26 Christian Davis and receiver, #84 Jackson McGohan. Both seniors have received multiple athletic scholarship offers from D1 schools. Davis has committed to Ball State University and McGohan will be a Bearcat at the University of Cincinnati.

Elk's Football Schedule

TEAM	OPPONENT	DATE	TIME	LOCATION
Varsity	Miamisburg	Friday 09-09	7:00 PM	Away
Junior Varsity	Miamisburg	Saturday 09-10	10:00 AM	Centerville Stadium
Freshmen	Miamisburg	Saturday 09-10	12:00 PM	Centerville Stadium
8th Grade	Miamisburg	Wednesday 09-07	6:30 PM	Away
7th Grade	Miamisburg	Wednesday 09-07	5:30 PM	Away



Week 3 Results

TEAM	OPPONENT	DATE	ELKS	OPPONENT
Varsity	Gahanna Lincoln	Friday 09-02	10	0
Junior Varsity	Gahanna Lincoln	Saturday 09-03	16	0
Freshmen	Gahanna Lincoln	Saturday 09-03	20	22
8th Grade	Springfield	Wednesday 08-31	30	6
7th Grade	Springfield	Wednesday 08-31	27	0

Inside the Headset



What were top take-aways from the Gahanna victory?

We have a tough team. Our defense is tough. Our whole team is tough. We have a lot of tough kids. They fought hard for that victory and they deserve it.

What have you seen so far this season that the Elks must continue to build on or reduce to achieve their goals?

We must find ways to keep our defense off of the field. We have leaned on them hard in the first part of this season, but the offense must continue to develop. We have to get better. We are still searching for an offensive identity and what we can do well consistently. We have played some good football, but we must continue to focus on getting better each week and being disciplined. We are letting some things slip through the cracks right now that could sneak up and hurt us in a big moment. We are always becoming. We have never arrived.

How important is having rhythm in an offensive drive?

Any offense is better when they are in rhythm. Move the chains. Hold onto the ball. As [OSU] Coach Tressel always said, "Finish the drive with a kick." We may not score every time (even though that's the goal) but we can't be making things harder for ourselves by getting behind the chains or turning the ball over.

This week you begin play in the tough Greater Western Ohio Conference. Where would you rank the GWOC compared to others in Ohio?

There are a lot of great conferences in the state of Ohio. There is a ton of great football in the state of Ohio! I firmly believe that. I'll take our state up against anyone. The GWOC is an extremely tough conference in division 1. I'm not sure if it's the top or toughest conference or not, but I know for a fact that it is flat-out TOUGH. There are really great players, coaches, and programs. The players are TOUGH and that's what makes our conference TOUGH.

Who are the Vikings top players and what do the Elks need to do to stop them?

Miamisburg is much-improved from last year to this year. They have weapons all over the field from linemen that can come off the ball and move earth to skill guys that can fly around and make plays. The quarterbacks are diverse and their scheme can cause a lot of problems if you don't prepare and execute properly. We just need to play our game. We need to be physical and come off the ball. That's what they will do. We need to match their physicality. We also can't turn the ball over. The team that is the most physical and the team that makes the fewest mistakes will win Friday night. I don't have a doubt in my mind. It is our goal to be that team.

Coach Ullery

WEEK 3 ROUNDUP

GWOC teams flex muscle, earning tough wins

By Travis Erickson
Staff Writer

Wayne, Centerville, Northmont and Fairmont high schools picked up wins Friday on a big night for the Greater Western Ohio Conference.

Centerville shutout Gahanna Lincoln 10-0, Wayne dropped Pickerington Central 10-9, Northmont blew past Hilliard Davidson 31-0 and Fairmont beat La Salle 10-3.

Nic Bruder's 22-yard interception was the lone TD for Centerville. Jackson Courville added a 27-yard field goal.

Luke Daulton's 21-yard field goal in the third quarter put Wayne ahead, and the defense held on for the win.

R.J. Mukes III paced Wayne, scoring on an 81-yard kickoff return and hauling in nine passes for 113 yards. Jussiah Williams-West added an interception to highlight the Wayne defense.

Northmont stormed out to a big lead early with Deuce Cortner dishing out long touchdown throws to Javien Brownlee and Da'Lin Wilkins.

Noah McClure added a 33-yard TD run, and Nate Schommer had a scoop and score on a botched punt. Josiah Belton tallied 12 tackles to lead Northmont on defense.

Kamron Payne broke up a pass in the back of the end zone on the final play of the game to give Fairmont the win. Will Holt set a new school record with a 48-yard field goal, and Drew Baker had a rushing TD for the Firebirds.

Centerville (3-0) will travel to Miamisburg (2-1) next week; Northmont (3-0) will host Fairmont (3-0); Wayne (2-1) is at Springfield (2-0). Entering conference play next week, GWOC schools are a combined 19-4.

Elder 21, Springboro 20: Evan Ruzzo threw touchdowns to Cade Lamb and Michael Brecht and Will Yates opened the second half with an 80-yard touchdown run to take the lead for 'Boro (2-1), but Elder rallied.

Beavercreek 56, Ponitz 23: 'Creek (2-1) picked up a second consecutive win for the first time since the 2019 season.



2022 Miamisburg Football (2-1)

Coach: Lance Schneider

8/19	A	West Carrollton (0-3)	[III:12]	W	62-26
8/26	H	Bellbrook (2-1)	[III:12]	L	13-24
9/2	A	Harrison (0-3)	[II:8]	W	43-14
9/9	H	Centerville (3-0)	[I:2]		
9/16	A	Wayne (2-1)	[I:2]		
9/23	H	Northmont (3-0)	[I:2]		
9/30	A	Kettering Fairmont (3-0)	[I:2]		
10/6	H	Beavercreek (2-1)	[I:2]		
10/14	A	Springfield (2-0)	[I:2]		
10/21	H	Springboro (2-1)	[I:4]		

Vikings-Elks Preview

Offensive Leaders - All Games

	TEAM	G	YDS	YPG	RUSH	RUSH YPG	PASS	PASS YPG	PTS	PTS/G
1	Wayne	3	1248	416.0	457	152.3	791	263.7	87	29.0
2	Miamisburg	3	1226	408.7	510	170.0	716	238.7	118	39.3
3	Northmont	3	1178	392.7	502	167.3	676	225.3	136	45.3
4	Springboro	3	1163	387.7	656	218.7	507	169.0	68	22.7
5	Springfield	2	632	316.0	73	36.5	559	279.5	70	35.0
6	Centerville	3	778	259.3	351	117.0	427	142.3	67	22.3
7	Fairmont	3	770	256.7	729	243.0	41	13.7	79	26.3
8	Beavercreek	3	696	232.0	471	157.0	225	75.0	79	26.3

Defensive Leaders - All Games

	TEAM	G	YDS	YPG	RUSH	RUSH YPG	PASS	PASS YPG	PTS	PTS/G
1	Northmont	3	201	67.0	-62	-20.7	263	87.7	13	4.3
2	Fairmont	3	512	170.7	133	44.3	379	126.3	10	3.3
3	Springfield	2	391	195.5	68	34.0	323	161.5	0	0.0
4	Centerville	3	626	208.7	354	118.0	272	90.7	6	2.0
5	Wayne	3	829	276.3	447	149.0	382	127.3	41	13.7
6	Springboro	3	862	287.3	561	187.0	301	100.3	40	13.3
7	Miamisburg	3	903	301.0	637	212.3	266	88.7	40	13.3
8	Beavercreek	3	979	326.3	570	190.0	409	136.3	40	13.3

Christian Davis



ATT	YDS	AVG	LG	TD
20	134	6.7	47	4

Jackson McGohan



REC	YDS	AVG	LG	TD
17	352	20.7	48	3

Miamisburg Preview



2022 Snapshot: Miamisburg

By Greg Shoemaker



Don't overlook Miamisburg as a possible contender to win a regional championship in 2022. The Vikings have so many things in place to make this one of the most memorable seasons in program history. We saw what Miamisburg was capable of when it handed Springfield its only regular season loss, a year ago. The Wildcats would go on to win their third straight Division I, Region 2 title and finish state runner-up. This Miamisburg squad should head into August oozing with confidence.

"We have a ton of experience returning. We lettered 10 freshmen total over the past two years. Those players are now seniors and juniors. We feel we have a very talented team returning. The key as to how good we can be, is off-season strength gains and developing leadership," head coach Lance Schneider states.

Miamisburg must replace its quarterback but it won't have to rely on that signal-caller being the focal point of the offense. The Vikings have a veteran offensive line, a four-year starter at running back and an All-Ohio receiver.

Defensively, Miamisburg needs become more consistent on a week-to-week basis and develop more depth. Solve those problems and the Vikings will be set to make their deepest playoff run ever.

Miamisburg Preview

Division I, Region 2

2021 RECORD: 6-5, 3-4 GWOC

COACH: Lance Schneider (11-19 at Miamisburg, three years; 118-82 overall, 19 years)

HONOR ROLL

Jackson McGohan, WR, Sr – A rare talent that can take over the game as a receiver. He had seven catches for 152 yards and three touchdowns in that win over Springfield last October. The 6-foot-5, 210-pound McGohan would go on to be named OPSWA Division I Third Team All-Ohio after reeling in 47 receptions for 699 yards and 10 touchdowns. He has verbally committed to Cincinnati.



Miamisburg WR/TE Jackson McGohan (photo courtesy of ScoutingOhio.com)



Miamisburg RB Christian Jackson (photo by Shelby Frieszell/TriStateFootball.com)

Christian Davis, RB, Sr – A complete back who returns for his fourth season as a starter. Davis has racked up 2,689 all-purpose yards (1,664 rush, 845 rec, 180 ret), with 84 receptions and 23 trips to the end zone (20 rush, three rec) in his career. He has offers from Ball State, Buffalo, Central Michigan, Cincinnati, Eastern Michigan, Marshall, Miami (OH), Navy, Pitt, Tennessee, Tennessee State, Toledo, Western Michigan and West Virginia.

AJ Salley, OL/DL, Sr – One of the premier offensive linemen in Ohio. He was also named Second Team All-GWOC as a defensive lineman in 2020. The 6-foot-5, 260-pound Salley has offers from Central Michigan, Cincinnati, Coastal Carolina, Eastern Michigan, Iowa State, Kentucky, Miami (FL), Miami (OH), Oregon, Pitt, Temple, Tennessee and Toledo.

Brayden Davis, OL, Sr – A returning starter, 6-foot-4, 277-pound Davis was named Special Mention All-GWOC as a junior.

Nathan Ennis, OLB, Sr – In his first year as a starter, Ennis recorded 59 total tackles and had an interception. He was named Special Mention All-GWOC for his work.

Gahanna Game Statistics



Centerville vs. Gahanna Lincoln
9/2/2022
Centerville, OH

TEAM	GAH (VISITOR)	CEN (HOME)
First Downs	18	8
--Rushing	11	1
--Passing	3	5
--Penalty	4	2
Rushing Attempts	38	28
Yards Gained Rushing	259	70
Yards Lost Rushing	15	23
Net Yards Rushing	244	47
Net Yards Passing	49	144
--Passes Attempted	34	14
--Passes Completed	10	8
--Had Intercepted	2	0
Total Offensive Plays	72	42
Total Net Yards	293	191
--Average Gain Per Play	4.1	4.5
Fumbles: Number / Lost	2 / 1	3 / 3
Penalties: Number / Yards	11 / 99	9 / 86
Number of Punts / Yards	5 / 197	5 / 177
--Average Per Punt	39.4	35.4
Punt Returns: Number / Yards	2 / 10	4 / 81
Number of Kickoffs / Yards	1 / 56	3 / 180
--Average Per Kick	56.0	60.0
--Touchbacks	0	3
Kickoff Returns: Number / Yards	0 / 0	1 / 27
Interception Returns: Number / Yards	0 / 0	2 / 46
Fumble Returns: Number / Yards	0 / 0	0 / 0
Miscellaneous Yards	0	0
Possession Time	26:26	21:34
Third Down Conversions	3 of 13	2 of 10
Fourth Down Conversions	1 of 4	0 of 0
Redzone Conversions:	0 of 3	1 of 3
Redzone Touchdowns:	0	0
Redzone Field Goals Made:	0	1
Sacks By: Number / Yards	0 / 0	1 / 11

Offensive Statistics

Gahanna Lincoln VISITOR

No	Rushing	Att	Gain	Lost	Net	TD	Long
4	Diore Hubbard	21	188	1	187	0	53
8	Maxwell Cummings	12	60	0	60	0	16
33	Jayden Lewis	2	5	0	5	0	4
2	Brennen Ward	3	6	14	-8	0	6
Total		38	259	15	244	0	53

No	Passing	Att	Cmp	Int	Yds	TD	Long	Sacks
2	Brennen Ward	26	8	2	41	0	11	1
8	Maxwell Cummings	8	2	0	8	0	5	0
Total		34	10	2	49	0	11	1

No	Pass Receiving	No	Yds	TD	Long
4	Diore Hubbard	5	17	0	8
24	Tommy Newby	3	14	0	5
11	Jalen Scott	2	18	0	11
Total		10	49	0	11

No	All-Purpose	Run	Rcv	KR	PR	IR	Total
4	Diore Hubbard	187	17	0	0	0	204
8	Maxwell Cummings	60	0	0	0	0	60
11	Jalen Scott	0	18	0	8	0	26
24	Tommy Newby	0	14	0	0	0	14
33	Jayden Lewis	5	0	0	0	0	5
17	Brayden Sanders	0	0	0	2	0	2
Total		252	49	0	10	0	311

Centerville HOME

No	Rushing	Att	Gain	Lost	Net	TD	Long
4	Emable Wakilongo	18	59	12	47	0	40
12	Drake Wells	8	11	9	2	0	5
0	TEAM	2	0	2	-2	0	0
Total		28	70	23	47	0	40

No	Passing	Att	Cmp	Int	Yds	TD	Long	Sacks
12	Drake Wells	13	8	0	144	0	67	0
2	Nic Bruder	1	0	0	0	0	0	0
Total		14	8	0	144	0	67	0

No	Pass Receiving	No	Yds	TD	Long
2	Nic Bruder	3	53	0	19
14	Sean Cole	2	0	0	1
3	Reggie Powers	1	67	0	67
88	Bryce Cowgill	1	24	0	24
4	Emable Wakilongo	1	0	0	0
Total		8	144	0	67

No	All-Purpose	Run	Rcv	KR	PR	IR	Total
2	Nic Bruder	0	53	27	81	23	184
3	Reggie Powers	0	67	0	0	0	67
4	Emable Wakilongo	47	0	0	0	0	47
88	Bryce Cowgill	0	24	0	0	0	24
10	Seth Alejandrino	0	0	0	0	23	23
12	Drake Wells	2	0	0	0	0	2
Total		49	144	27	81	46	347



Gahanna Action



Defensive Statistics

---- Centerville										
No	Player Name	Solo	Ast	Total	Sacks/Yds	TFL/Yds	FR/Yds	Int/Yds	BrUp	Other
3	Powers, Reggie	5	5	10	-	-	-	-	-	-
5	Karpinsky, Matthew	5	4	9	1.0/11.0	1.0/11.0	-	-	-	-
8	Jean-Louis, Joseph	4	4	8	-	-	-	-	-	-
25	Mullinger, Jacob	1	7	8	-	1.0/1.0	-	-	-	-
6	Coppock, Ross	1	5	6	-	-	-	-	1	-
44	Smith, Loukas	0	5	5	-	-	-	-	-	-
71	Hough, Zane	0	4	4	-	-	-	-	-	-
2	Bruder, Nic	2	1	3	-	-	-	1/23	1	1 FF
84	Keely, Mason	1	2	3	-	-	-	-	1	-
10	Alejandrino, Seth	1	1	2	-	1.0/3.0	-	1/23	2	1 FF
33	King, Landon	1	1	2	-	-	-	-	-	-
1	Deng, Emmanuel	0	2	2	-	-	-	-	-	-
11	Johnson, Peyton	0	2	2	-	-	-	-	-	-
61	Gantz, Owen	1	0	1	-	-	-	-	-	-
7	Hoggard, Dahntay	1	0	1	-	-	-	-	-	-
30	Seeley, Ben	1	0	1	-	-	1/0	-	-	-
88	Cowgill, Bryce	0	1	1	-	-	-	-	-	-
50	Gay, Cameron	0	1	1	-	-	-	-	-	-
36	Taylor, Jacob	0	1	1	-	-	-	-	-	-
Total		24	46	70	1.0/11.0	3.0/15.0	1/0	2/46	5	

Legend: Solo- Unassisted Tackles Ast- Assisted Tackles Total- Total Tackles Sacks- Quarterback Sacks TFL- Tackles For Loss FR- Recoveries Returned Int- Pass Interceptions BrUp- Broken Punt Up Other- FF=Forced fumble, BP=Blocked punt, BF=Blocked field goal, BX=Blocked extra point



Defensive Action



Kicking Statistics

No	Punting	No	Yds	Avg	TB	I20	Long
48	Dylan Scott	5	197	39.4	0	0	44
Total		5	197	39.4	0	0	44

No	Punting	No	Yds	Avg	TB	I20	Long
28	Jackson Courville	5	177	35.4	0	2	38
Total		5	177	35.4	0	2	38

No	Returns*	Punt		Kickoff		Int.Pass	
		No	Yds LP	No	Yd LP	No	Yds LP
11	Jalen Scott	1	8	8	0	0	0
17	Brayden Sanders	1	2	2	0	0	0
Total		2	10	8	0	0	0

No	Returns*	Punt		Kickoff		Int.Pass	
		No	Yds LP	No	Yd LP	No	Yds LP
2	Nic Bruder	4	81	34	12	27	1
10	Seth Alejandrino	0	0	0	0	0	1
Total		4	81	34	12	27	2

*Fumble Returns Listed on Defensive Statistics Chart.

No	Field Goals	Distance	Result
96	Dallas Gerhart	28	Miss

No	Field Goals	Distance	Result
28	Jackson Courville	25	Miss
28	Jackson Courville	31	Miss
28	Jackson Courville	27	Good

No	Kickoffs	No	Yds	Avg	TB	FC	OB
10	Max Huliba	1	56	56.0	0	0	0
Total		1	56	56.0	0	0	0

No	Kickoffs	No	Yds	Avg	TB	FC	OB
28	Jackson Courville	3	180	60.0	3	0	0
Total		3	180	60.0	3	0	0



Scoring Summary

Overall Record Now: 2-1
Date: 9/2/2022

GAH vs. CEN
Stadium: Centerville
Site: Centerville, OH

Overall Record Now: 3-0
Attendance: 4512

SCORE BY QUARTERS	1	2	3	4	OT	TOTAL
(V) Gahanna Lincoln	0	0	0	0	0	0
(H) Centerville	7	3	0	0	0	10

Team	Qtr.	Time	Scoring Play	Conversion	Plays/Yds	Score
CEN	1	03:20	Brennen Ward Passes to Jake Bushelman INTERCEPTED by Nic BRUDER at the GAH 23 TOUCHDOWN, clock 03:20 23 yds	PAT Kick by Jackson COURVILLE GOOD.	0 / 0	0 - 7
CEN	2	10:03	Jackson COURVILLE 27 yard Field Goal attempt GOOD, clock 10:03		7 / 49	0 - 10

Time of Game: Kickoff: 07:00 PM End of Game: 09:35 PM Total Elapsed Time: 2:35

Officials: Mark Thompson John Berger Paul Cromwell
 Eric Thompson Donn Craig

Temperature: 84

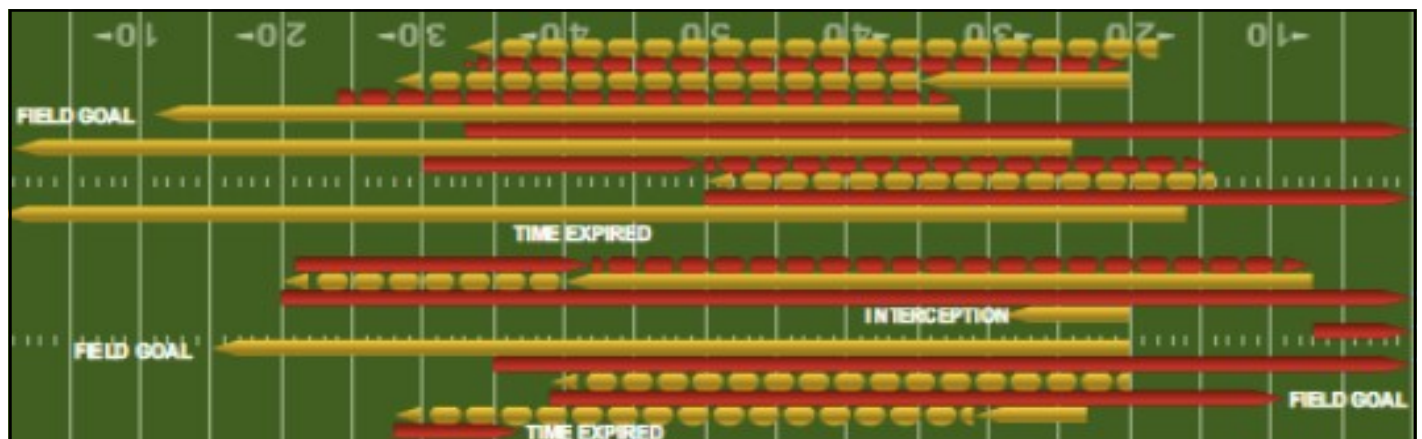
Weather: Sunny



		Drive Started			Drive Ended			Drive Consumed			
##	Team	Quarter	Yd. Line	Time	How Obtained	Yd. Line	Time	How Lost	Yards	Plays	Time
1	GAH	1	20	12:00	Kickoff	33	10:20	Fumble	13	4	01:40
1	CEN	1	Op 33	10:20	Fumble	Op 32	10:12	Fumble	1	1	00:08
2	GAH	1	32	10:12	Fumble	25	05:36	Downs	-7	9	04:36
2	CEN	1	25	05:36	Downs	44	03:27	Punt	19	6	02:09
3	GAH	1	18	03:27	Punt	18	03:20	Interception	0	1	00:07
3	CEN	1	0	03:20	Interception	0	03:20	Touchdown	0	0	00:00
4	GAH	1	20	03:20	Kickoff	Op 22	00:48	Interception	58	8	02:32
4	CEN	1/2	41	00:48	Interception	Op 10	10:03	Field Goal	49	7	02:45
5	GAH	2	20	10:03	Kickoff	Op 11	04:55	Missed FG	69	12	05:08
5	CEN	2	20	04:55	Missed FG	19	04:49	Fumble	-1	1	00:06
6	GAH	2	Op 19	04:49	Fumble	Op 10	02:38	Downs	9	6	02:11
6	CEN	2	10	02:38	Downs	Op 34	01:00	Fumble	56	5	01:38
7	GAH	2	34	01:00	Fumble	Op 37	00:00	End Half	29	7	01:00
7	CEN	3	31	12:00	Kickoff	33	10:28	Punt	2	3	01:32
8	GAH	3	35	10:28	Punt	38	09:34	Punt	3	3	00:54
8	CEN	3	31	09:34	Punt	35	07:29	Punt	4	3	02:05
9	GAH	3	29	07:29	Punt	29	05:14	Punt	0	3	02:15
9	CEN	3	34	05:14	Punt	Op 14	02:16	Missed FG	52	7	02:58
10	GAH	3	20	02:16	Missed FG	20	00:40	Punt	0	5	01:36
10	CEN	3/4	Op 43	00:40	Punt	Op 39	09:35	Punt	4	3	03:05
11	GAH	4	6	09:35	Punt	9	07:41	Punt	3	3	01:54
11	CEN	4	Op 14	07:41	Punt	Op 8	05:31	Missed FG	6	4	02:10
12	GAH	4	20	05:31	Missed FG	32	03:52	Punt	12	6	01:39
12	CEN	4	48	03:52	Punt	42	02:17	Punt	-6	3	01:35
13	GAH	4	30	02:17	Punt	30	01:23	Downs	0	4	00:54
13	CEN	4	Op 30	01:23	Downs	Op 32	00:00	End Game	-2	2	01:23

Gahanna Lincoln	First Quarter	Second Quarter	Third Quarter	Fourth Quarter	First Half	Second Half	Final
Time of Possession	08:55	08:19	04:45	04:27	17:14	09:12	26:26
Third-Down Conversions	0-1	2-5	0-3	1-4	2-6	1-7	3-13
Average Field Position	22	45	28	18	32	23	28
Fourth-Down Conversions	0-1	1-2	0-0	0-1	1-3	0-1	1-4

Centerville	First Quarter	Second Quarter	Third Quarter	Fourth Quarter	First Half	Second Half	Final
Time of Possession	03:05	03:41	07:15	07:33	06:46	14:48	21:34
Third-Down Conversions	1-2	1-2	0-3	0-3	2-4	0-6	2-10
Average Field Position	44	15	38	Op 32	32	Op 49	43
Fourth-Down Conversions	0-0	0-0	0-0	0-0	0-0	0-0	0-0



Gahanna Players of the Week



Seth Alejandrino



Andrew Erwin



Lane Heckman



Mason Keely



Connor Miltenberger



Jacaurre Vaughn



Standings

TEAMS	CONFERENCE				OVERALL				
	W-L	PCT	PF	PA	W-L	PCT	PF	PA	STRK
Centerville	0 - 0	.000	0	0	3 - 0	1.000	67	20	W3
Fairmont	0 - 0	.000	0	0	3 - 0	1.000	79	24	W3
Northmont	0 - 0	.000	0	0	3 - 0	1.000	136	13	W3
Springfield	0 - 0	.000	0	0	2 - 0	1.000	70	22	W2
Beavercreek	0 - 0	.000	0	0	2 - 1	.667	79	76	W2
Miamisburg	0 - 0	.000	0	0	2 - 1	.667	118	64	W1
Springboro	0 - 0	.000	0	0	2 - 1	.667	68	61	L1
Wayne	0 - 0	.000	0	0	2 - 1	.667	87	57	W2

Offensive Leaders

PASSING YARDS	YDS
1 . Tyrell Lewis, Wayne	791
2 . Cahke' Cortner, Northmont	595
3 . Bryce Schondelmyer, Springfield	559
4 . Evan Ruzzo, Springboro	507
5 . Brock Vaughn, Miamisburg	479
Complete Leaders	
RUSHING YARDS	YDS
1 . Drew Baker, Fairmont	377
2 . Evan Ruzzo, Springboro	360
3 . Zachariah Williams, Wayne	292
4 . Emable Wakilongo, Centerville	283
5 . Willizhaun Yates, Springboro	235
Complete Leaders	
RECEIVING YARDS	YDS
1 . RJ Mukes III, Wayne	371
2 . Jackson McGohan, Miamisburg	352
3 . Cade Lamb, Springboro	215
4 . DaJuan Lamb, Northmont	208
5 . Daylen Bradley, Springfield	203
Complete Leaders	

Defensive Leaders

TACKLES	TACK
1 . CJ Crawford, Beavercreek	38
2 . Connor Smith, Springboro	29
3 . Joseph Jean-Louis, Centerville	28
4 . Matthew Karpinsky, Centerville	25
5 . Javon Hammonds, Wayne	24
Complete Leaders	
SACKS	SACK
1 . Payton Lupton, Northmont	4
2 . Garrett Gallogly, Beavercreek	2
2 . Joseph Jean-Louis, Centerville	2
2 . Brian Jones Jr, Northmont	2
2 . Robert Owens Jr, Springfield	2
Complete Leaders	
INTERCEPTIONS	INT
1 . Aaron Scott, Springfield	2
1 . Wyatt Standifer, Springboro	2
3 . Seth Alejandrino, Centerville	1
3 . Dorian Brew, Northmont	1
3 . Nic Bruder, Centerville	1
Complete Leaders	



Road to the Playoffs



TEAMS	Week 1	Week 2	Week 3	Week 4	Week 5	Week 6	Week 7	Week 8	Week 9	Week 10
Lakota East 	Centerville 	Lakota West 	Piquette 	@Middletown 	@Hamilton 	Mason 	@Sycamore 	Colerain 	Oak Hills 	@Fairfield
Dublin Coffman 	St. John's Jesuit 	@Centerville 	@Canton McKinley 	@Dublin Jerome 	Westerville Central 	@Olentangy Liberty 	Olentangy Orange 	Hilliard Davidson 	@Upper Arlington 	Hilliard Bradley
Gahanna-Lincoln 	Mason 	Groveport Madison 	@Centerville 	@Reynoldsburg 	Pickerington Central 	@Westland 	New Albany 	@Westerville Central 	Grove City 	@Pickerington North
Miamisburg 	@West Carrollton 	Galbrook 	@Hamilton 	Centerville 	@Wayne 	Northmont 	@Fairmont 	Beavercreek 	@Springfield 	Springboro
Northmont 	Butler 	@Richmond 	@Hilliard Davidson 	Fairmont 	@Centerville 	@Miamisburg 	Wayne 	@Springboro 	@Beavercreek 	Springfield
Springboro 	@Lebanon 	@Withrow 	Ellettsville 	Beavercreek 	@Fairmont 	Centerville 	@Springfield 	Northmont 	Wayne 	@Miamisburg
Beavercreek 	@Kenia 	@Franklin 	Panitz Tech 	@Springboro 	Springfield 	@Wayne 	Centerville 	@Miamisburg 	Northmont 	@Fairmont
Springfield 	St. Ignace 	De Smet Jesuit 	Trotwood Madison 	Wayne 	@Beavercreek 	Fairmont 	Springboro 	@Centerville 	Miamisburg 	@Northmont
Fairmont 	@Alter 	@Trotwood 	LaSalle 	@Northmont 	Springboro 	@Springfield 	Miamisburg 	@Wayne 	Centerville 	Beavercreek
Wayne 	@Fairfield 	Reynoldsburg 	Pickerington Central 	@Springfield 	Miamisburg 	Beavercreek 	@Northmont 	Fairmont 	@Springboro 	@Centerville

Top 16 teams following week 10 qualify for playoffs

Current Rank	Rated W-L	ID #	Mailing City	School	Current Average	Level 1	Level 2	L2 divisor (current)
1	3-0	336	Centerville	Centerville	9.0500	19.5	25.5	100
2	3-0	486	Dublin	Dublin Jerome	8.1833	19.0	18.5	100
3	3-0	1142	Clayton	Northmont	7.8500	18.0	18.5	100
4	3-0	807	Kettering	Kettering Fairmont	7.6000	16.5	21.0	100
5	3-0	704	Delaware	Delaware Hayes	7.3167	17.0	16.5	100
6	2-0	1480	Springfield	Springfield	5.7500	11.5	0.0	89
7	2-1	1638	Huber Heights	Wayne	4.9833	13.0	6.5	100
8	2-1	1201	Delaware	Olentangy Berlin	4.8167	12.5	6.5	100
9	2-1	1248	Perrysburg	Perrysburg	4.7167	12.5	5.5	100
10	2-1	1202	Lewis Center	Olentangy	4.6000	12.0	6.0	100
11	2-1	970	Marysville	Marysville	4.3333	13.0	0.0	100
12	2-1	474	Dublin	Dublin Coffman	4.1667	12.5	0.0	100
13	2-1	1020	Miamisburg	Miamisburg	3.8333	11.5	0.0	100
14	2-1	178	Beavercreek	Beavercreek	3.5000	10.5	0.0	100
15	1-2	1211	Lewis Center	Olentangy Orange	2.7667	6.5	6.0	100
16	1-2	586	Findlay	Findlay	2.2833	5.5	4.5	100
17	1-2	1704	Toledo	Whitmer	2.0000	6.0	0.0	100
18	0-3	1203	Powell	Olentangy Liberty	0.0000	0.0	0.0	100

Why Is It Called A Pick 6?



The term comes from “picking” the ball out of the air, stealing it from the quarterback. The term 6 is how many points are awarded to the defense once the player who intercepted it scores. Touchdowns are worth 6 points and can be scored on interceptions.

Why Is It Called A “Pick 6” In Football?

The term pick 6 is broken up into two parts. The first part, “pick,” is a slang term in football that intercepts the ball. The term comes from “picking” the ball out of the air, stealing it from the quarterback.

The term 6 is how many points are awarded to the defense once the player who intercepted it scores. Touchdowns are worth 6 points and can be scored on interceptions.

Instead of saying the defensive player intercepted the ball and ran it for a touchdown, it’s much easier to say, “they scored on a pick 6”.

AP Ohio Football Poll & Martin RPI

Ohio High School Football Poll

September 5, 2022



DIVISION I

1. Lakewood St. Edward (11)	3-0	148
2. Cincinnati Moeller (3)	3-0	125
3. Cincinnati Elder	3-0	88
4. West Chester Lakota West (1)	3-0	78
5. Centerville (1)	3-0	73
6. Cleveland St. Ignatius	3-0	58
7. Cincinnati Princeton	3-0	50
8. Springfield	2-0	49
9. Fairfield (1)	3-0	48
(tie) New Albany	3-0	48

Others receiving 12 or more points: Pickerington North 45. Hilliard Bradley 32. Clayton Northmont 24. Cleveland Heights 15. Dublin Jerome 14.

MARTIN RPI

DI Rank	Eitel Rank	SCHOOL	REG	RPI	W	L	WIN PCT	OWP	OPP OWP	SoS	PPG	OFF	PPG ALL	DEF	+/-	+/- Rank
1	1	Archbishop Moeller	4	0.8151	3	0	1.0000	0.6667	0.5556	4	40.0	7	16.0	23	24.0	6
2	5	Lakewood St. Edward	1	0.7989	3	0	1.0000	0.5556	0.4815	9	26.0	29	13.0	18	13.0	19
3	6	New Albany	3	0.7922	3	0	1.0000	0.4444	0.5370	12	46.0	2	7.0	6	39.0	3
4	3	Centerville	2	0.7766	3	0	1.0000	0.4444	0.6667	1	22.3	41	6.7	4	15.7	16
5	13	Princeton	4	0.7600	3	0	1.0000	0.2222	0.7407	10	53.3	1	12.0	14	41.3	1
6	16	Lakota West	4	0.7577	3	0	1.0000	0.1111	0.8519	6	41.3	6	8.7	9	32.7	5
7	7	St. Ignatius	1	0.7433	2	0	1.0000	0.5833	0.5278	1	23.5	39	17.0	27	6.5	32
8	9	Pickerington North	3	0.7389	3	0	1.0000	0.3889	0.5741	6	37.7	12	4.3	1	33.3	4
9	2	Elder	4	0.7341	3	0	1.0000	0.5556	0.5000	5	26.7	25	16.0	23	10.7	23
10	21	Medina	1	0.7317	2	1	0.6667	0.5556	0.5556	23	40.0	7	29.3	57	10.7	23
11	4	Hilliard Bradley	3	0.7310	3	0	1.0000	0.4444	0.6296	3	26.0	29	19.7	35	6.3	34
12	17	Cleveland Heights	1	0.7208	3	0	1.0000	0.2222	0.7407	14	44.7	4	20.7	38	24.0	9
13	20	Gahanna Lincoln	3	0.7185	2	1	0.6667	0.6667	0.5556	18	9.7	64	10.0	11	-0.3	42
14	12	Fairmont	2	0.7170	3	0	1.0000	0.4444	0.5926	16	26.3	27	8.0	7	18.3	14
15	10	Dublin Jerome	2	0.7090	3	0	1.0000	0.3333	0.5926	11	33.0	16	19.3	34	13.7	18
16	8	Fairfield	4	0.7047	3	0	1.0000	0.3333	0.6296	6	39.0	11	15.0	21	24.0	6
17	40	Marysville	2	0.6957	2	1	0.6667	0.3333	0.6296	26	16.7	56	18.7	30	-2.0	48
18	32	Upper Arlington	3	0.6933	2	1	0.6667	0.4444	0.5000	36	30.7	19	10.7	12	20.0	12
19	22	Springfield (SW)	2	0.6821	2	0	1.0000	0.0000	0.7500	19	35.0	15	11.0	13	24.0	6
20	30	Olentangy Berlin	2	0.6734	2	1	0.6667	0.4444	0.5926	28	18.3	53	12.7	17	5.7	35
21	15	Milford	4	0.6702	3	0	1.0000	0.2222	0.5926	15	43.7	5	22.0	42	21.7	11
22	29	Huber Heights Wayne	2	0.6651	2	1	0.6667	0.4444	0.5185	26	29.0	21	19.0	31	10.0	27
23	25	Hilliard Davidson	3	0.6630	2	1	0.6667	0.5556	0.5370	24	14.7	58	15.3	22	-0.7	43
24	41	Massillon Jackson	1	0.6592	2	1	0.6667	0.3333	0.7778	36	28.7	22	29.7	58	-1.0	46
25	27	Mentor	1	0.6575	2	1	0.6667	0.5556	0.6759	20	20.3	46	17.7	28	2.7	39
26	11	Northmont	2	0.6460	3	0	1.0000	0.3333	0.5741	13	45.3	3	4.3	1	41.0	2
27	30	Springboro	4	0.6354	2	1	0.6667	0.4444	0.6296	25	22.7	40	20.3	36	2.3	40
28	33	Perrysburg	2	0.6289	2	1	0.6667	0.4444	0.5926	28	39.3	9	28.7	56	10.7	23
29	18	Mason	4	0.6278	2	1	0.6667	0.6667	0.4444	21	21.0	44	6.3	3	14.7	17
30	14	Delaware Hayes	2	0.6184	3	0	1.0000	0.3333	0.5556	17	30.0	20	8.0	7	22.0	10

#	School	Ovr.	Rating	Str.	+/-
1	St. Edward (Lakewood)	3-0	64.8	50.0	--
2	Archbishop Moeller (Cincinnati)	3-0	56.7	39.6	+2
3	Archbishop Hoban (Akron)	3-0	53.3	34.2	+2
4	Springfield	2-0	50.0	18.7	-1
5	Lakota West (West Chester)	3-0	49.8	17.2	-3
6	St. Ignatius (Cleveland)	2-0	45.1	31.8	+3
7	Princeton (Cincinnati)	3-0	43.9	16.7	+1
8	Central Catholic (Toledo)	2-1	43.6	28.0	-2
9	Chardon	3-0	41.7	22.6	-2
10	Pickerington North (Pickerington)	3-0	40.6	19.0	+9
11	Washington (Massillon)	2-1	40.5	27.9	+4
12	New Albany	3-0	39.9	0.0	-1
13	Fairfield	3-0	38.5	14.6	+15
14	Glenville (Cleveland)	3-0	37.3	19.0	+20
15	Elder (Cincinnati)	3-0	37.1	23.0	+1
16	Kings (Kings Mill)	3-0	36.7	-4.3	-4
17	Centerville	3-0	36.1	19.3	+13
18	Winton Woods (Cincinnati)	3-0	36.0	-0.5	-4
19	St. Xavier (Cincinnati)	1-2	34.1	38.4	-9
20	Marion Local (Maria Stein)	3-0	34.1	7.4	+2
21	Mentor	2-1	33.6	27.2	+8
22	Highland (Medina)	3-0	33.0	9.8	+11
23	Badin (Hamilton)	3-0	32.8	11.4	-5
24	Austintown-Fitch (Youngstown)	3-0	32.7	6.9	-1
25	Canfield	3-0	32.7	14.4	-1
26	Wayne (Huber Heights)	2-1	32.2	24.1	+17
27	Upper Arlington (Columbus)	2-1	32.1	17.8	-14
28	Big Walnut (Sunbury)	3-0	31.9	-3.1	-7
29	Van Wert	3-0	31.6	-2.2	-4
30	Hudson	3-0	29.4	3.3	-4

1. #1 [Lakota West \(3-0 D1 R4\)](#)
2. #2 [St Edward \(3-0 D1 R1\)](#)
3. #3 [St Xavier \(1-2 D1 R4\)](#)
4. #4 [Archbishop Moeller \(3-0 D1 R4\)](#)
5. #6 [Princeton \(3-0 D1 R4\)](#)
6. #8 [Springfield \(2-0 D1 R2\)](#)
7. #10 [St Ignatius \(2-0 D1 R1\)](#)
8. #11 [New Albany \(3-0 D1 R3\)](#)
9. #13 [Fairfield \(3-0 D1 R4\)](#)
10. #14 [Upper Arlington \(2-1 D1 R3\)](#)
11. #16 [Pickerington North \(3-0 D1 R3\)](#)
12. #17 [Medina \(2-1 D1 R1\)](#)
13. #20 [Pickerington Central \(1-2 D1 R3\)](#)
14. #21 [Elder \(3-0 D1 R4\)](#)
15. #23 [Mentor \(2-1 D1 R1\)](#)
16. #31 [Wayne \(2-1 D1 R2\)](#)
17. #34 [Centerville \(3-0 D1 R2\)](#)
18. #35 [Kettering Fairmont \(3-0 D1 R2\)](#)
19. #43 [Northmont \(3-0 D1 R2\)](#)
20. #44 [Cleveland Heights \(3-0 D1 R1\)](#)
21. #46 [Mason \(2-1 D1 R4\)](#)
22. #53 [Springboro \(2-1 D1 R4\)](#)
23. #55 [Wadsworth \(2-1 D1 R1\)](#)
24. #56 [Berea-Midpark \(1-2 D1 R1\)](#)
25. #59 [Marysville \(2-1 D1 R2\)](#)
26. #60 [Perrysburg \(2-1 D1 R2\)](#)
27. #61 [Milford \(3-0 D1 R4\)](#)
28. #64 [Dublin Jerome \(3-0 D1 R2\)](#)
29. #65 [Hilliard Darby \(1-2 D1 R3\)](#)
30. #67 [Hilliard Bradley \(3-0 D1 R3\)](#)
31. #71 [Gahanna Lincoln \(2-1 D1 R3\)](#)
32. #73 [Colerain \(0-3 D1 R4\)](#)
33. #74 [Olentangy Liberty \(0-3 D1 R2\)](#)
34. #83 [Olentangy Berlin \(2-1 D1 R2\)](#)
35. #86 [Lebanon \(0-3 D1 R4\)](#)
36. #88 [Lakota East \(0-3 D1 R4\)](#)
37. #91 [Dublin Coffman \(2-1 D1 R2\)](#)
38. #94 [Canton McKinley \(0-3 D1 R1\)](#)
39. #104 [Hamilton \(2-1 D1 R4\)](#)
40. #111 [Jackson \(Massillon\) \(2-1 D1 R1\)](#)
41. #117 [Whitmer \(1-2 D1 R2\)](#)
42. #118 [Elyria \(2-1 D1 R1\)](#)
43. #119 [Olentangy Orange \(1-2 D1 R2\)](#)
44. #120 [Brunswick \(0-3 D1 R1\)](#)
45. #122 [Strongsville \(2-1 D1 R1\)](#)
46. #123 [Findlay \(1-2 D1 R2\)](#)
47. #132 [Miamisburg \(2-1 D1 R2\)](#)
48. #134 [Olentangy \(2-1 D1 R2\)](#)
49. #135 [Reynoldsburg \(0-3 D1 R3\)](#)
50. #136 [Stow-Munroe Falls \(1-2 D1 R1\)](#)

Last Season Elks - Vikings




Centerville vs. Miamisburg
9/10/2021
Centerville, OH

TEAM	MIA (VISITOR)	CEN (HOME)
First Downs	16	15
--Rushing	10	2
--Passing	5	12
--Penalty	1	1
Rushing Attempts	29	26
Yards Gained Rushing	173	82
Yards Lost Rushing	14	17
Net Yards Rushing	159	65
Net Yards Passing	108	250
--Passes Attempted	20	23
--Passes Completed	10	19
--Had Intercepted	0	0
Total Offensive Plays	49	49
Total Net Yards	267	315
--Average Gain Per Play	5.4	6.4
Fumbles: Number / Lost	1 / 1	1 / 0
Penalties: Number / Yards	5 / 44	9 / 100
Number of Punts / Yards	1 / 53	0 / 0
--Average Per Punt	53.0	0.0
Punt Returns: Number / Yards	0 / 0	0 / 0
Number of Kickoffs / Yards	3 / 144	6 / 325
--Average Per Kick	48.0	54.2
--Touchbacks	0	4
Kickoff Returns: Number / Yards	2 / 20	3 / 158
Interception Returns: Number / Yards	0 / 0	0 / 0
Fumble Returns: Number / Yards	0 / 0	0 / 0
Miscellaneous Yards	0	0
Possession Time	22:15	25:45
Third Down Conversions	7 of 10	9 of 13
Fourth Down Conversions	0 of 2	0 of 0
Redzone Conversions:	2 of 2	2 of 2
Redzone Touchdowns:	2	1
Redzone Field Goals Made:	0	1
Sacks By: Number / Yards	0 / 0	0 / 0

2021-09-10 Varsity vs Miamisburg





2022 OFFICERS

Brad Mason - President

Greg Kerr - Vice President/Membership

Kent Owsley - Treasurer

John Wheatley- Communications & Site

Bill Brinck - Booster Representative

Jeff Courville - Business Development



PHOTOGRAPHS PROVIDED BY:

Barry Burtenshaw

Burtenshaw.smugmug.com

CHS STATISTICS PROVIDED BY:

Mike Stoner

Scott Lieberman

The Quarterback Club offers players, families, coaches and fans an opportunity to contribute to the success of the team with gifts, works, and spirited support for Centerville football. We are a service club dedicated to ELK PRIDE in our efforts to provide financial and volunteer support.

Quarterback Club membership primarily consists of the parents of past, present, and future Centerville High School football players. However, all community members and CHS football fans are welcome.

2022 Projects include:

\$2,000 Player Scholarship

Team clothing and equipment including additional uniforms, team warm-ups, shirts, shoes, and player of the week award jackets.

Food including team breakfasts for playoff games, post scrimmage meals, food (steaks) for the Senior Dinner and Tailgate food before all home games.



QB Club Newsletter editor: Jim Ehrensberger
jehrensberger@att.net

www.centervilleelksfootball.com