



Wildcats Win



Oct 2022 Volume 20 Inside Issue 9

<i>Schedule</i>	2
<i>Inside the Headset</i>	3
<i>DDN Springfield Recap</i>	4
<i>Fairmont Preview</i>	5-7
<i>Springfield Stats</i>	8
<i>Offensive Stats</i>	9
<i>Offensive Action</i>	10
<i>Defensive Stats</i>	11
<i>Defensive Action</i>	12
<i>Scoring Summary</i>	13
<i>Kicking Stats</i>	14
<i>Drive Chart</i>	15
<i>Meet the Captains</i>	16
<i>Where Are They Now?</i>	17
<i>GWOC Standings</i>	18
<i>Road to the Playoffs</i>	19
<i>Ohio State Polls</i>	20-21
<i>QB Club Mission</i>	22

The Elks (6-2) fell to the Springfield Wildcats 38-10 on Friday night at Centerville Stadium. Springfield running back, Jayvin Norman (#4), scored two touchdowns in the first quarter to gain an early 14-0 lead. Wildcats kicker, Samuel Fralick, 32-yard field goal increased their lead to 17-0 before the Elks All-Ohio kicker, Jackson Courville, hit a 41-yard field goal to avoid a shutout.

Springfield quarterback and leading passer in the GWOC, Bryce Schondelmyer, closed out the scoring in the first half with a 2 yard run that put the Cats up by twenty-one, a deficit Centerville would not be able to overcome. Bryce had 19 completions out of 30 attempts for 345 yards with one TD and one interception. His favorite target was Kentucky commit, Anthony Brown, who had 6 receptions for 162 yards, including a 80-yard bomb that answered Centerville's only touchdown in the middle of the third quarter.

Springfield's athleticism was on display, and left no doubt why many Division I schools have offered several Wildcats scholarships to compete at the next level.

Centerville sophomore, Braylon Newcomb, had his first varsity start at quarterback, and scored one touchdown on an electrifying 51-yard run. He rushed for 109 yards on 16 carries and passed for 52 yards.

Meanwhile defensive back Reggie Powers paced the Elks defense with 9 tackles, and linebacker Matt Karpinsky had 7 tackles. Defensive back Ross Coppick continued his interception streak with his third pick over the last three games, and he now has six to lead the GWOC.

There is some adversity that a football team faces after a tough loss like last Friday night. You find out a lot about football players when you are faced with this setback. There are young men on this team that are continuing to compete to the best of their ability, and the coaching staff is looking forward to seeing how the Elks work through the challenging times they are facing after falling to 6-2.

This week the competition does not get any easier. The Elks travel up route 48 to tackle that "Team Up North". The Firebirds (6-2) are enjoying an outstanding season with upset wins over both Springfield and Wayne. The last time Wayne lost to Fairmont was 14 years ago in 2008. This will be the 70th meeting between the two programs, including both East and West. The Elks have won 54 games, which is a 78% winning percentage.

However, game #70 will be a challenging battle with valuable playoff points on the line for both teams. Elk Nation must show up to help the boys secure victory number 55.

Go Elks beat the Firebirds!

Elk's Football Schedule

TEAM	OPPONENT	DATE	TIME	LOCATION
Varsity	Fairmont	Friday 10-14	7:00 PM	Roush Stadium
Junior Varsity	Fairmont	Saturday 10-15	10:00 AM	Centerville Stadium
Freshmen	Fairmont	Saturday 10-15	12:00 PM	Centerville Stadium
8th Grade	Wayne	Wednesday 10-12	7:00 PM	Away
7th Grade	Wayne	Wednesday 10-12	6:00 PM	Away

CENTERVILLE STADIUM

WWW.MAJORDISPLAY.COM

ELKS

10

DOWN

3

TO GO

11



GUEST

38

QTR

4

BALL ON

31

TOL

2

:00

TOL

2

Week 8 Results

TEAM	OPPONENT	DATE	ELKS	OPPONENT
Varsity	Springfield	10/07/22	10	38
Junior Varsity	Springfield	10/08/22	L	W
Freshmen	Bellbrook	10/08/22	28	28
Freshmen	Elder	10/06/22	34	6
8th Grade	Springboro	10/05/22	W	L
7th Grade	Springboro	10/05/21	13	19

Chat with Coach Ullery

What did you like that the team did against Springfield, and during the season that you have to expand on to continue to be successful?

We must continue to get better and practice with intentionality. When we focus on something in practice and are intentional with our efforts, it shows up on a Friday night. When we lack focus in practice, and miss things in practice, that also shows up Friday night. Against Springfield, we did a great job preparing for certain things, and our players did a great job of executing them on Friday night. It was awesome to see their practice work in that aspect. On the other hand, there were a few things we didn't focus as much on during practice and those also showed up on Friday night. Either way, we own our actions, and we own our preparation. It starts with coaches. We can be better than the product we put out there on Friday night. We are excited for another opportunity to show what we have learned and put it on the field.

This week is another tough GWOC opponent and rival from "up North". What does this team present as an unique challenge for the Elks?

Many people think that their offense is what makes them a tough opponent. That's not necessarily true. The offense they run is difficult to prepare for, yes, but that goes for any good team. It's not so much "what" you're doing, but rather "how" you do it. They execute their gameplans very well and they play a brand of football that is physically tough and requires discipline and physicality to beat. Our coaches and players are all aware of the rivalry. They know what's at stake. We are preparing each day for this game and we are excited about our gameplan and the opportunity to see our coaches coach it and players execute it.

Their running back is leading the league in rushing. What other players stood out to you and your staff as you game plan this week?

I think their running back leads the league in rushing every year. That's not new. He's a really good player. We have a tremendous amount of respect for him and their entire offense. We know that they share the same respect for us. We will compete hard against each other out of respect for our communities, the game, and the rivalry. They also have some great players in other parts of the game. #1 makes plays on defense and makes a ton of plays on special teams. He's one to keep an eye on. When he makes plays, they typically win games. The kicker, Holt, also gives them the ability to score points from almost anywhere on the field.

Many of football's most respected coaches readily admit that effective leaders are not a luxury but a vital necessity. What do you rely on from your team captains, and how are they selected?

Our team captains are selected by their peers. We simply count the votes and let them know who wins. We don't decide to take the top 3 or 4, but rather who jumps out as receiving an overwhelming amount of votes. That means their team looks up to them. This year we have six captains. They all do a great job. I specifically lean on them for the pulse of the team. It's not my job to demand things from them, but rather to listen to them and find ways to serve them. They know what the team needs. It's their team. Not mine. It's their result. Not mine. My job is simply to help them achieve the result they are chasing. We have great conversations all year about how they can lead better and what the team needs from us. You are 100% right in that effective leaders are pretty much mandatory for sustained success. The key being sustained. Additionally, however, it's also necessary to have great followers that are willing to be lead and coached. If guys do not submit themselves to the team and what's best for the team, we will be restricted in our progress. We have to have the right leaders in place and we have to have people willing to follow. Leadership goes much deeper than that, but that's the overall outline. We have some great leaders on this team. Many practice extreme ownership and many are incredibly Humble.

Things are very different now than they were when you played with respect to players transferring in high school. How do you feel about all of the transfers and why athletes transfer?

You're 100% right in that there are more high school football transfers now than there were when I played. Not all kids transfer high schools because of football, but they are football players so it looks like that sometimes. I don't think there's a black and white answer, but to use a bad pun, maybe a "black and gold" answer. Here's what I know. We have a tremendous district, school, and athletic program. The city of Centerville is a great place to raise a family and Centerville High School is a great place to earn a diploma. We have awesome administration leading us. We have phenomenal teachers that genuinely care about students. We have great facilities. We have HUNDREDS of colleges that come through to recruit our athletes. We have tons of awesome parents that care about other kids than their own. And we have a tremendous amount of resources that prepare our athletes for education and competition at the next level. I know that kids and athletes that graduate from Centerville and compete athletically usually end up with the result they want. I don't think transferring at the high school level is going to change anytime soon. It's not our job to recruit. We aren't allowed. It's against the rules. However, we have a great city, district, school, and athletic program that markets itself by the success of students, teams, and individuals. Centerville is a phenomenal place for many reasons. We are grateful to be here and to be part of it.

Coach Ullery

SPRINGFIELD 38, CENTERVILLE 10

Wildcats blast Elks, stay tied atop GWOC standings

By David Jablonski
Staff Writer

CENTERVILLE — The Springfield football team has learned something about itself the last two weeks in blowout victories against Springboro and Centerville after losing 24-21 at home to Fairmont.

“We’re gritty,” running back Jayvin Norman said. “We hate losing. Our coaches hate losing. We got back in the lab.”

“Sometimes it takes that,” coach Maurice Douglass said. “You humble yourself and realize that you’re not as good as you think you are, and you have to work to be special. In the last two weeks, we’ve done a really good job of paying attention to detail in practice. We’ve had really good spirited practices.”

That led to a 54-14 victory at home in Week 7 against Springboro and a 38-10 victory at Centerville in Week 8 on Friday.

With two games to play, Springfield (6-1, 4-1) and Springboro (6-2, 4-1) share first place in the Greater Western Ohio Conference.

Springboro beat Northmont 41-17 on Friday. Wayne (5-3, 3-2) lost 26-21 at home to Fairmont to fall into a three-way tie for third with Centerville (6-2, 3-2) and Fairmont (6-2, 3-2).

Springfield closes the season with a home game against Miamisburg and a road game at Northmont. Springboro plays at home against Wayne in Week 9 and then plays at Miamisburg.

The Wildcats continue to dominate the series against



Springfield players react after recovering a fumble against Centerville during Friday’s blowout win at Centerville Stadium. DAVID JABLONSKI / STAFF

Centerville. This was their fifth straight victory against the Elks and second straight blowout. Both teams ranked in the top 10 in Division I a year ago when the Wildcats won 44-7 in Springfield.

This time Centerville ranked fourth and Springfield fifth in the state poll. However, the game was a rout from the start.

Springfield scored on its first two possessions. It took a 7-0 lead on a 13-yard run by Norman with 4:38 left in first quarter. Norman ran 49 yards for another touchdown with 21 seconds left in the first quarter, giving Springfield a 14-0 lead. Those were his third and fourth touchdowns of the season. He finished with 114 yards on eight carries.

“Nobody ever respects our

run game,” Norman said. “They think we’re a passing team. So I just came in prepared. We’re young up front. We’ve got a bunch of sophomores and freshmen. We just do what we do.”

Springfield has 10 rushing touchdowns and 23 receiving touchdowns in seven games.

Bryce Schondelmyer completed 19 of 30 passes for 345 yards against Centerville. He threw a 46-yard pass to Daylen Bradley to set up his own 3-yard touchdown run with 26 seconds remaining in the half. The Wildcats led 24-3 at halftime.

In the third quarter, Day-Day Owens ran three yards for a Springfield touchdown, and Schondelmyer threw an 80-yard touchdown pass to Anthony Brown.

Springfield outgained

Centerville 497-208. Centerville lost starting quarterback Drake Wells to an injury on Sept. 30. Braylon Newcomb and Gavin Monturo split time last week in a 37-6 victory against Beavercreek. Newcomb started this game and scored Centerville’s only touchdown on a 51-yard run in the third quarter.

“We did a good job of taking away what we felt that they would try to do,” Douglass said. “We know that (Newcomb) was a runner, and we let him get through there on one, and that was the biggest play all day but our guys did a good job of battling.”

Contact this reporter at 937-244-7400 or email david.jablonski@coxinc.com.

Fairmont-Centerville Preview

Offensive Leaders - All Games

	TEAM	G	YDS	YPG	RUSH	RUSH YPG	PASS	PASS YPG	PTS	PTS/G
1	Wayne	8	3220	402.5	1441	180.1	1779	222.4	256	32.0
2	Springfield	7	2752	393.1	503	71.9	2249	321.3	253	36.1
3	Miamisburg	8	2783	347.9	1045	130.6	1738	217.3	242	30.3
4	Springboro	8	2684	335.5	1399	174.9	1285	160.6	214	26.8
5	Northmont	8	2611	326.4	938	117.3	1673	209.1	227	28.4
6	Centerville	8	2242	280.3	884	110.5	1358	169.8	185	23.1
7	Fairmont	8	1796	224.5	1670	208.8	126	15.8	158	19.8
8	Beavercreek	8	1577	197.1	889	111.1	688	86.0	145	18.1

Defensive Leaders - All Games

	TEAM	G	YDS	YPG	RUSH	RUSH YPG	PASS	PASS YPG	PTS	PTS/G
1	Springfield	7	1409	201.3	712	101.7	697	99.6	94	13.4
2	Fairmont	8	1784	223.0	643	80.4	1141	142.6	122	15.3
3	Wayne	8	1892	236.5	920	115.0	972	121.5	151	18.9
4	Centerville	8	1970	246.3	807	100.9	1163	145.4	91	11.4
5	Northmont	8	2283	285.4	1005	125.6	1278	159.8	182	22.8
6	Springboro	8	2390	298.8	973	121.6	1417	177.1	178	22.3
7	Miamisburg	8	2548	318.5	1452	181.5	1096	137.0	191	23.9
8	Beavercreek	8	2935	366.9	1269	158.6	1666	208.3	304	38.0

All Purpose Yards Leaders - All Games

	NAME	G	RUSH	RCV	PR	KR	IR	FR	YDS	YDS/G
1	RJ Mukes III, Wayne	8	31	835	108	347	0	0	1321	165.1
2	Drew Baker, Fairmont	8	976	27	0	200	0	0	1203	150.4
3	Anthony Brown, Springfield	7	56	675	68	181	0	0	980	140.0
4	Nic Bruder, Centerville	8	10	390	285	237	37	0	959	119.9
5	Christian Davis, Miamisburg	8	298	221	32	305	28	0	884	110.5
6	Cade Lamb, Springboro	8	11	417	89	358	0	0	875	109.4
7	Zachariah Williams, Wayne	8	797	60	0	15	0	0	872	109.0
8	Jackson McGohan, Miamisburg	8	29	840	0	0	0	0	869	108.6

Kicking Leaders - All Games

	NAME	G	XPM	XPA	XP%	FGM	FGA	FG%	LNG	PTS
1	Will Holt, Fairmont	8	18	18	100.0	9	12	75.0	48	45
2	Shaun Morse, Beavercreek	8	14	15	93.3	9	13	69.2	49	41
3	Luke Daulton, Wayne	8	31	34	91.2	3	8	37.5	35	40
4	Jackson Courville, Centerville	8	18	19	94.7	6	11	54.5	45	36
5	Vincent Perkins, Northmont	8	29	31	93.5	2	2	100.0	28	35

FAIRMONT 26, WAYNE 21

Fairmont forces late fumble, scores first win over Wayne since 2008

By Jeff Gilbert
Contributing Writer

HUBER HEIGHTS — Fairmont's defense needed to make a play — a big play — down a point with five minutes left. Wayne had just gotten the ball back on a punt at its own 15-yard line. And Fairmont senior defensive tackle Kaeden Partenach put on his helmet and headed to the field.

Then he heard three simple words from fullback coach Dave Baker he will never forget.

"He said make a play," Partenach said. "So I get in there and I'm thinking I've got to make a play for the team."

Partenach pushed the Wayne lineman blocking him into quarterback Tyrell Lewis and forced a fumble. When Partenach saw the ball on the turf he remembered Coach Baker's words and thought: "Hey, I gotta make a play."

Part three of the play of the game was Partenach recovering the fumble at the 7. On the next play, running back Drew Baker scored from 7 yards out to lift the



Fairmont's Drew Baker plows through the Wayne defense to score a touchdown during Friday's game.

BILL LACKEY / STAFF

Firebirds to a 26-21 victory.

"This means the world to us," Partenach said. "It's our legacy. We never beat Wayne in the past like three or four years. So do this for Coach Miller, for the team and for everyone else in our community it's awesome."

Actually, this is Fairmont's first win over Wayne (5-3, 3-2 Greater Western Ohio Conference) since 2008. The games have been close since 2017, including overtime in

2019. Last year Wayne won 17-15 when Fairmont (6-2, 3-2) had a two-point conversion stopped and had an extra point and field goal blocked.

"Just elated for our kids," Fairmont coach Dave Miller said. "They just battled and battled and battled. They come out in the second half and momentum shifts all over the place and they just kept playing."

Fairmont, which had a

big road win two weeks ago at Springfield, led 17-7 at halftime. But Wayne rallied to lead 21-20 heading into the fourth quarter on Lewis touchdown passes of 32 yards to Teaunn Hunter (six catches, 99 yards) and 10 yards to Kamaurri Smith. Lewis was 18-of-28 passing for 224 yards.

The Firebirds made two big special teams plays in the second half. Baker, who rushed for 105 yards and two touchdowns on 28 carries, returned the kickoff after Hunter's touchdown 71 yards to set up Will Holt's 31-yard field goal for a 20-14 lead in the third.

The last big play came when punter Brock Baker (also the quarterback) pinned the Warriors deep when his kick rolled out of bounds at the 5 with 1:54 left. Wayne moved across midfield, but penalties stacked up and time ran out.

Kamron Payne added 76 yards rushing and a TD for Fairmont, which hosts Centerville on Friday.

RJ Mukes III caught nine passes for 89 yards for Wayne, which visits Springboro on Friday.



**GREATER WESTERN
OHIO CONFERENCE**

Fairmont Key Players



#30 Drew Baker | FB, DB
Height: 5'11 Weight: 184 Grade: Senior

RUSHING						
ATT	YDS	YPG	AVG	LNG	TD	FUM
235	976	122.0	4.2	89	9	4



#16 Will Holt | K
Height: 5'11 Weight: 180 Grade: Senior

G	XPM	XPA	XP%	FGM	FGA	FG%	LNG	PTS
5	7	7	100.0	6	7	85.7	40	25

Springfield Game Statistics



TEAM	SPR (VISITOR)	CEN (HOME)
First Downs	20	10
--Rushing	4	5
--Passing	12	2
--Penalty	4	3
Rushing Attempts	27	33
Yards Gained Rushing	168	169
Yards Lost Rushing	16	13
Net Yards Rushing	152	156
Net Yards Passing	345	52
--Passes Attempted	30	15
--Passes Completed	19	4
--Had Intercepted	1	1
Total Offensive Plays	57	48
Total Net Yards	497	208
--Average Gain Per Play	8.7	4.3
Fumbles: Number / Lost	0 / 0	1 / 1
Penalties: Number / Yards	14 / 120	7 / 80
Number of Punts / Yards	3 / 104	6 / 205
--Average Per Punt	34.7	34.2
Punt Returns: Number / Yards	2 / 73	0 / 0
Number of Kickoffs / Yards	7 / 355	3 / 135
--Average Per Kick	50.7	45.0
--Touchbacks	0	1
Kickoff Returns: Number / Yards	1 / 42	7 / 145
Interception Returns: Number / Yards	1 / 14	1 / 2
Fumble Returns: Number / Yards	0 / 0	0 / 0
Miscellaneous Yards	0	0
Possession Time	25:08	22:52
Third Down Conversions	2 of 9	4 of 13
Fourth Down Conversions	1 of 2	1 of 2
Redzone Conversions:	4 of 6	0 of 0
Redzone Touchdowns:	3	0
Redzone Field Goals Made:	1	0
Sacks By: Number / Yards	1 / 7	1 / 7

Offensive Statistics

Springfield VISITOR

No	Rushing	Att	Gain	Lost	Net	TD	Long
4	Jayvin Norman	8	116	2	114	2	49
12	Da'Shawn Martin	1	10	0	10	0	10
27	Dada Owens	5	10	1	9	1	3
41	Jayden McKinster	2	7	0	7	0	5
9	Bryce Schondelmyer	7	13	7	6	1	9
7	Anthony Brown	1	6	0	6	0	6
16	Brent Upshaw	1	3	0	3	0	3
19	Tyjaughn Gaines	2	3	6	-3	0	3
Total		27	168	16	152	4	49

Centerville Elks HOME

No	Rushing	Att	Gain	Lost	Net	TD	Long
9	Braylon Newcomb	16	118	9	109	1	51
26	Carter Anderson	4	25	0	25	0	10
16	Gavin Monturo	3	11	0	11	0	6
4	Emable Wakilongo	8	9	3	6	0	4
2	Nic Bruder	1	6	0	6	0	6
0	TEAM	1	0	1	-1	0	0
Total		33	169	13	156	1	51

No	Passing	Att	Cmp	Int	Yds	TD	Long	Sacks	No	Passing	Att	Cmp	Int	Yds	TD	Long	Sacks	
9	Bryce Schondelmyer	30	19	1	345	1	80		19	Braylon Newcomb	14	4	1	52	0	28	1	
									16	Gavin Monturo	1	0	0	0	0	0	0	
Total		30	19	1	345	1	80		1	Total		15	4	1	52	0	28	1

No	Pass Receiving	No	Yds	TD	Long
7	Anthony Brown	6	162	1	80
10	Duncan Bradley III	5	80	0	29
2	Daylen Bradley	5	80	0	46
4	Jayvin Norman	2	15	0	17
12	Da'Shawn Martin	1	8	0	8
Total		19	345	1	80

No	Pass Receiving	No	Yds	TD	Long
2	Nic Bruder	1	28	0	28
13	Quiten Robinson	1	11	0	11
24	Jamar Montgomery	1	10	0	10
14	Sean Cole	1	3	0	3
Total		4	52	0	28

No	All-Purpose	Run	Rcv	KR	PR	IR	Total
7	Anthony Brown	6	162	0	21	0	189
4	Jayvin Norman	114	15	0	0	0	129
10	Duncan Bradley III	0	80	0	0	0	80
2	Daylen Bradley	0	80	0	0	0	80
12	Da'Shawn Martin	10	8	0	52	0	70
42	Clayton Brim Jr	0	0	42	0	0	42
13	Tyrone Myers	0	0	0	14	0	14
27	Dada Owens	9	0	0	0	0	9
41	Jayden McKinster	7	0	0	0	0	7
9	Bryce Schondelmyer	6	0	0	0	0	6
16	Brent Upshaw	3	0	0	0	0	3
Total		155	345	42	73	14	629

No	All-Purpose	Run	Rcv	KR	PR	IR	Total
2	Nic Bruder	6	28	102	0	0	136
9	Braylon Newcomb	109	0	0	0	0	109
3	Reggie Powers	0	0	27	0	0	27
26	Carter Anderson	25	0	0	0	0	25
6	Ross Coppock	0	0	16	0	2	18
16	Gavin Monturo	11	0	0	0	0	11
13	Quiten Robinson	0	11	0	0	0	11
24	Jamar Montgomery	0	10	0	0	0	10
4	Emable Wakilongo	6	0	0	0	0	6
14	Sean Cole	0	3	0	0	0	3
Total		157	52	145	0	2	356



Offensive Action



Defensive Statistics

---- Centerville Elks

No	Player Name	Solo	Ast	Total	Sacks/Yds	TFL/Yds	FR/Yds	Int/Yds	BrUp	Other
5	Karpinsky, Matthew	4	3	7	-	0.5/1.0	-	-	-	-
3	Powers, Reggie	4	3	7	-	0.5/1.0	-	-	-	-
84	Keely, Mason	4	1	5	1.0/7.0	1.0/7.0	-	-	-	-
6	Coppock, Ross	3	2	5	-	-	-	1/2	-	-
2	Bruder, Nic	3	1	4	-	-	-	-	-	-
25	Mullinger, Jacob	2	2	4	-	-	-	-	-	-
50	Gay, Cameron	3	0	3	-	2.0/2.0	-	-	-	-
40	Jones, Matthew	3	0	3	-	1.0/6.0	-	-	-	-
8	Jean-Louis, Joseph	1	1	2	-	1.0/1.0	-	-	-	-
32	Bomberry, Sam	1	0	1	-	-	-	-	-	-
1	Deng, Emmanuel	1	0	1	-	-	-	-	-	1
7	Hoggard, Dahntay	1	0	1	-	-	-	-	-	-
44	Smith, Loukas	0	1	1	-	-	-	-	-	-
Total		30	14	44	1.0/7.0	6.0/18.0	0/0	1/2	1	

Legend: Solo- Unassisted Tackles Ast- Assisted Tackles Total- Total Tackles Sacks- Quarterback Sacks TFL- Tackles For Loss FR- Fumble Recoveries Returned Int- Pass Interceptions BrUp- Broken Up Other- FF=Forced fumble, BP=Blocked punt, BF=Blocked field goal, BX=Blocked extra point



Defensive Action



Kicking Statistics

No	Punting	No	Yds	Avg	TB	I20	Long
9	Bryce Schondelmyer	3	104	34.7	1	0	37
Total		3	104	34.7	1	0	37

No	Punting	No	Yds	Avg	TB	I20	Long
28	Jackson Courville	6	205	34.2	0	3	46
Total		6	205	34.2	0	3	46

No	Returns*	Punt No	Yds	LP	Kickoff No	Yd	LP	Int.	Pass No	Yds	LP
12	Da'Shawn Martin	1	52	52	0	0	0	0	0	0	0
7	Anthony Brown	1	21	21	0	0	0	0	0	0	0
42	Clayton Brim Jr	0	0	0	1	42	42	0	0	0	0
13	Tyrone Myers	0	0	0	0	0	0	1	14	14	
Total		2	73	52	1	42	42	1	14	14	

No	Returns*	Punt No	Yds	LP	Kickoff No	Yd	LP	Int.	Pass No	Yds	LP
2	Nic Bruder	0	0	0	5	102	29	0	0	0	0
3	Reggie Powers	0	0	0	1	27	27	0	0	0	0
6	Ross Coppock	0	0	0	1	16	16	1	2	2	
Total		0	0	0	7	145	29	1	2	2	

No	Field Goals	Distance	Result
86	Samuel Fralick	32	Good

No	Field Goals	Distance	Result
28	Jackson Courville	41	Good

No	Kickoffs	No	Yds	Avg	TB	FC	OB
86	Samuel Fralick	7	355	50.7	0	0	0
Total		7	355	50.7	0	0	0

No	Kickoffs	No	Yds	Avg	TB	FC	OB
28	Jackson Courville	3	135	45.0	1	0	0
Total		3	135	45.0	1	0	0



Scoring Summary

SCORE BY QUARTERS	1	2	3	4	OT	TOTAL
(V) Springfield	14	10	14	0	0	38
(H) Centerville Elks	0	3	7	0	0	10

Team	Qtr.	Time	Scoring Play	Conversion	Plays/Yds	Score
SPR	1	04:38	Jayvin Norman Carries(Hand Off) TOUCHDOWN, clock 04:38 13 yds	PAT Kick by Samuel Fralick GOOD.	7 / 89	7 - 0
SPR	1	00:21	Jayvin Norman Carries(Hand Off) TOUCHDOWN, clock 00:21 49 yds	PAT Kick by Samuel Fralick GOOD.	6 / 85	14 - 0
SPR	2	03:43	Samuel Fralick 32 yard Field Goal attempt GOOD, clock 03:43		8 / 6	17 - 0
CEN	2	01:12	Jackson COURVILLE 41 yard Field Goal attempt GOOD, clock 01:12		8 / 50	17 - 3
SPR	2	00:26	Bryce Schondelmyer Carries(QB Keeper) TOUCHDOWN, clock 00:26 2 yds	PAT Kick by Samuel Fralick GOOD.	4 / 65	24 - 3
SPR	3	09:03	Dada Owens Carries(Hand Off) TOUCHDOWN, clock 09:03 3 yds	PAT Kick by Samuel Fralick GOOD.	7 / 48	31 - 3
CEN	3	06:20	Braylon NEWCOMB Carries(QB Keeper) TOUCHDOWN, clock 06:20 51 yds	PAT Kick by Jackson COURVILLE GOOD.	6 / 86	31 - 10
SPR	3	06:10	Bryce Schondelmyer Passes to Anthony Brown COMPLETE TOUCHDOWN, clock 06:10 80 yds	PAT Kick by Samuel Fralick GOOD.	1 / 80	38 - 10



Credit: David Jablonski (Dayton Daily News)
Springfield's Javin Norman runs for a touchdown against Centerville on October 7th, 2022

Drive Chart

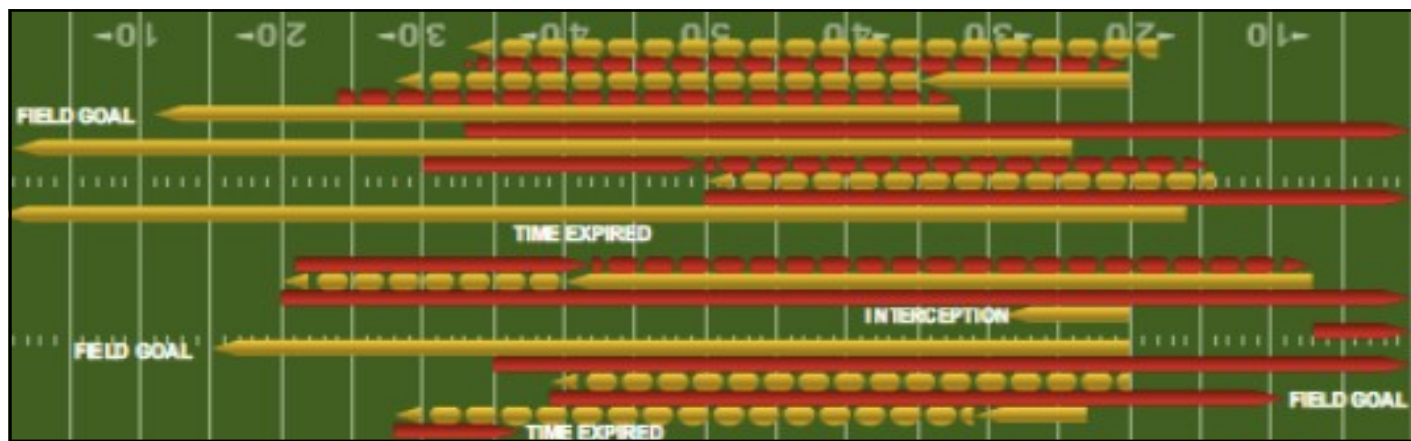
#	Team	Drive Started			Drive Ended			Drive Consumed			
		Quarter	Yd. Line	Time	How Obtained	Yd. Line	Time	How Lost	Yards	Plays	Time
1	CEN	1	Op 48	12:00	Kickoff	Op 0	10:30	Touchdown	48	9	01:30
1	SPR	1	24	10:30	Kickoff	Op 0	04:28	Touchdown	76	9	06:02
2	CEN	1	15	04:28	Kickoff	9	02:28	Punt	-6	3	02:00
2	SPR	1/2	Op 40	02:28	Punt	Op 0	11:25	Touchdown	40	7	03:03
3	CEN	2	20	11:25	Kickoff	22	10:34	Punt	2	6	00:51
4	CEN	2	20	10:34	Punt	21	08:00	Punt	1	3	02:34
3	SPR	2	44	08:00	Punt	32	05:50	Unknown	-12	3	02:10
4	SPR	2	32	05:50	Unknown	32	05:40	Punt	0	0	00:10
5	CEN	2	18	05:40	Punt	22	03:41	Punt	4	3	01:59
5	SPR	2	44	03:41	Punt	Op 26	00:28	Field Goal	30	9	03:13
6	CEN	2	10	00:28	Kickoff	10	00:00	End Half	0	1	00:28
7	CEN	3	20	12:00	Kickoff	20	11:40	Punt	0	3	00:20
6	SPR	3	40	11:40	Punt	Op 0	07:50	Touchdown	60	10	03:50
8	CEN	3	20	07:50	Kickoff	20	06:15	Punt	0	3	01:35
7	SPR	3	39	06:15	Punt	34	02:58	Punt	-5	3	03:17
9	CEN	3	29	02:58	Punt	40	01:54	Unknown	11	4	01:04
10	CEN	3	40	01:54	Unknown	40	01:54	Punt	0	0	00:00
8	SPR	3/4	50	01:54	Punt	Op 40	10:19	Punt	10	6	03:35
11	CEN	4	20	10:19	Punt	20	10:10	Interception	0	1	00:09
9	SPR	4	Op 20	10:10	Interception	Op 20	10:04	Interception	0	1	00:06
12	CEN	4	1	10:04	Interception	16	09:41	Interception	15	3	00:23
10	SPR	4	0	09:41	Interception	0	09:41	Touchdown	0	0	00:00
13	CEN	4	30	09:41	Kickoff	30	06:30	Punt	0	3	03:11
11	SPR	4	Op 41	06:30	Punt	Op 0	00:00	Touchdown	41	8	06:30

Centerville

	First Quarter	Second Quarter	Third Quarter	Fourth Quarter	First Half	Second Half	Final
Time of Possession	03:30	05:52	02:59	03:43	09:22	06:42	16:04
Third-Down Conversions	2-4	0-3	0-3	0-2	2-7	0-5	2-12
Average Field Position	33	17	23	17	22	20	21
Fourth-Down Conversions	0-0	0-0	0-0	0-0	0-0	0-0	0-0

Springfield

	First Quarter	Second Quarter	Third Quarter	Fourth Quarter	First Half	Second Half	Final
Time of Possession	08:30	06:08	09:01	08:17	14:38	17:18	31:56
Third-Down Conversions	2-2	1-3	4-5	0-1	3-5	4-6	7-11
Average Field Position	42	44	43	Op 31	43	Op 47	48
Fourth-Down Conversions	1-1	0-0	0-0	1-1	1-1	1-1	2-2



2022 Varsity Captains

“The key to being successful is to have great leadership on your team. It takes a lot of players who are interested in the welfare of the team, who are willing to try and influence and inspire other players on the team to help everybody do what they need to do.”

Nick Saban
Alabama Head Football Coach




J.J. Jean Louis



Jackson Mires



Emmanuel Deng



Matt Karpinsky



Owen Gantz



Nic Bruder

What College do you wish to Attend	Western Michigan University	Alabama or Naval Academy	University of Pennsylvania	Best Opportunity	Best Opportunity	Best Opportunity (Adrian College)
Favorite Subject in High School	Contemporary World Issues	Ceramics	Business	Business	History	Anatomy
Favorite Athlete	Troy Polamalu <small>American Football Player</small>	J.J. Watt <small>Football defensive end</small>	Patrick Beverley <small>American professional basketball player</small>	Aaron Rodgers <small>Football quarterback</small>	Deion Sanders <small>Football player</small>	Terry McLaurin <small>Football wide receiver</small>
Favorite Food	Lobster tail	Peaches	Bourbon Chicken	Chipotle	Mac & Cheese	Chipotle
Favorite Movie	 The Hunger Games <small>Film trilogy</small>	 Saving Private Ryan <small>1998 film</small>	 Project X <small>2012 film</small>	 Star Wars: Episode III <small>Revenge of the Sith</small> <small>(PG-13) 2005 · Action/Sci-Fi · 2h 20m</small>	Remember the Titans <small>(PG) 2000 · Sport/Drama · 2 hours</small>	The Silence of the Lambs <small>(R) 1991 · Thriller/Horror · 1h 58m</small>
Favorite Music / Artist	Mary J. Blige <small>American singer-songwriter</small>	Kid Cudi <small>American rapper</small>	Steve Lacy <small>American singer</small>	Jimmy Buffett <small>American singer-songwriter</small>	Drake <small>Canadian rapper</small>	Polo G <small>American rapper</small>
What do you want to do as a Profession?		Delta Force or College Football Coach	Sports Analytical Management	Own A Business	Entrepreneur	

Where Are They Now?

SPORTS

Centerville grad feeling the love with national recognition



Debbie Juniewicz
Bowling

When it comes to his athletic endeavors – as a bowler and a place-kicker – Brendan Salo had become accustomed to pressure and expectations.

“The only time people notice is when you don’t make the field goal or get a strike,” Salo said. “There is not a lot of love, but there is definitely a lot of doubt.”

Salo has been feeling the love of late, as the Centerville High School graduate has been celebrated for his success at the local and national level. Salo was recently named as one of the recipients of the Greater Dayton United States Bowling Congress Kurt Gostel Senior Scholarship, presented annu-



Centerville graduate Brendan Salo (right), with professional bowler Ronnie Russell, was recently named to the 2021-22 Dexter High School All-American Team.

CONTRIBUTED

ally to graduating seniors who contribute to the community and excel in the classroom as well as on the lanes.

The recent graduate was also named to the 2021-22 Dexter High School All-American Team – selected by Dexter Bowling and the International Bowling Campus Youth Development staff. The five-person boys and

girls teams are comprised of student athletes who participated on a recognized high school bowling team during the 2021-22 school year. But selection was about more than bowling accomplishments as academic success was considered as well as an applicant essay and multiple letters of recommendation. “Honestly, when my coach

2021-22 DEXTER HIGH SCHOOL ALL-AMERICAN TEAM

<p>Girls team</p> <ul style="list-style-type: none"> ■ Hannah Bielawski, Beaver Falls, Pa., Blackhawk H.S. ■ Kathryn Bowman, Peru, N.Y., Peru Central H.S. ■ Sierra Calo, Riverview, Fla., Bell Creek Academy H.S. ■ Hanna Hale, Hazlet, N.J., Mater Dei Prep ■ Maia Struble, Anchorage, Alaska, Dimond H.S. 	<p>Boys team</p> <ul style="list-style-type: none"> ■ Jackson McRae, Lebanon, Tenn., Lebanon H.S. ■ Kyle Neeley, Granville, Ohio, Granville H.S. ■ Adam Pankow, Lonsdale, Minn., New Prague H.S. ■ Brendan Salo of Centerville, Centerville H.S. ■ Zachary Smullen, Frisco, Texas, Wakeland H.S.
--	--

For information on high school bowling, including the Dexter High School All-American Team, visit www.BOWL.com/HighSchool.

School Scholarship Award winner. Salo also received the 2021-22 Academic All-Ohio Bowler Award.

The All-American team was recognized at a dinner during the Junior Gold Championships in July.

“In reviewing all the applicants, it was apparent that everyone had incredible bowling resumes, transcripts and references,” said Paul Sylvia, Dexter Bowling vice president. “What made this year’s Dexter All-American Team members rise above the field was their overall commitment to advancing not only their bowling but also their dedication to becoming a future well-rounded leader.”

Although Salo has accumulated a significant number of scholarships through bowling, he has no immediate college plans, as he is working to grow his business, Salo’s Pressure Washing. That doesn’t mean, however, that he won’t be on the lanes.

“I love bowling, and I want to keep improving my game.”

suggested I apply, I remember asking, ‘Are you sure, this is a pretty hefty award?’” Salo said. “But as I was writing my resume and reflected on all I’ve accomplished, I thought maybe I actually had a shot at this.”

Salo’s list of accomplishments is lengthy, as he was a two-time Great Western Ohio Conference Bowler of

the Year and twice earned second team All-Ohio honors. Salo was the captain of this year’s Division I state championship team. Individually, he placed second in the U.S. High School Bowling National Championship in Louisville in June.

In the classroom, he posted a 4.32 GPA where he was a four-year Centerville High

Brendan Salo





Standings

TEAMS	CONFERENCE				OVERALL				
	W-L	PCT	PF	PA	W-L	PCT	PF	PA	STRK
Springfield	4 - 1	.800	183	72	6 - 1	.857	253	94	W2
Springboro	4 - 1	.800	146	117	6 - 2	.750	214	178	W1
Centerville	3 - 2	.600	118	71	6 - 2	.750	185	91	L1
Fairmont	3 - 2	.600	79	98	6 - 2	.750	158	122	W3
Wayne	3 - 2	.600	169	94	5 - 3	.625	256	151	L1
Miamisburg	2 - 3	.400	124	127	4 - 4	.500	242	191	W1
Northmont	1 - 4	.200	91	169	4 - 4	.500	227	182	L4
Beavercreek	0 - 5	.000	66	228	2 - 6	.250	145	304	L5

Offensive Leaders

PASSING YARDS **YDS**

- 1 . Bryce Schondelmyer, Springfield 2214
- 2 . Tyrell Lewis, Wayne 1779
- 3 . Cahke' Cortner, Northmont 1460
- 4 . Evan Ruzzo, Springboro 1285
- 5 . Drake Wells, Centerville 1184

Complete Leaders

RUSHING YARDS **YDS**

- 1 . Drew Baker, Fairmont 976
- 2 . Zachariah Williams, Wayne 797
- 3 . Evan Ruzzo, Springboro 711
- 4 . Willizhaun Yates, Springboro 585
- 5 . Emable Wakilongo, Centerville 521

Complete Leaders

RECEIVING YARDS **YDS**

- 1 . Jackson McGohan, Miamisburg 840
- 2 . RJ Mukes III, Wayne 835
- 3 . Daylen Bradley, Springfield 684
- 4 . Anthony Brown, Springfield 675
- 5 . Dalin Wilkins, Northmont 644

Complete Leaders

Defensive Leaders

TACKLES **TACK**

- 1 . Connor Smith, Springboro 92
- 2 . CJ Crawford, Beavercreek 86
- 3 . Jaivian Norman, Springfield 73
- 4 . Mason Pitl, Springboro 69
- 5 . Baylor Stickel, Miamisburg 66

Complete Leaders

SACKS **SACK**

- 1 . Javon Hammonds, Wayne 8.5
- 2 . Joseph Jean-Louis, Centerville 6.5
- 3 . Payton Lupton, Northmont 6
- 4 . Dalton Gustwiller, Fairmont 4
- 4 . Robert Owens Jr, Springfield 4

Complete Leaders

INTERCEPTIONS **INT**

- 1 . Ross Coppock, Centerville 6
- 2 . Aaron Scott, Springfield 4
- 3 . Christian Davis, Miamisburg 3
- 4 . Nic Bruder, Centerville 2
- 4 . Dawson Cahill, Fairmont 2

Complete Leaders



Road to the Playoffs



TEAMS	Week 1	Week 2	Week 3	Week 4	Week 5	Week 6	Week 7	Week 8	Week 9	Week 10
Lakota East	Centerville	Lakota West	Powerton	@Middletown	@Hamilton	Maple	@Sycamore	Oshtemo	Oak Hills	@Fairfield
Dublin Coffman	St. John's Jesuit	@Centerville	@Canton McKinley	@Dublin Jerome	Westerville Central	@Olentangy Liberty	Olentangy Orange	Hillard Davidson	@Upper Arlington	Hillard Bradley
Gahanna-Lincoln	Mason	Groveport Madison	@Centerville	@Reynoldsburg	Pickerington Central	@Westland	New Albany	@Westerville Central	Grove City	@Pickerington North
Miamisburg	@West Carrollton	Belbrook	@Hamilton	Centerville	@Wayne	Northmont	@Fairmont	Beavercreek	@Springfield	Springboro
Northmont	Butler	@Richmond	Hillard Davidson	Fairmont	@Centerville	@Mansburg	Wayne	@Springboro	@Beavercreek	Springfield
Springboro	@Lebanon	@Withrow	Eden	Beavercreek	@Fairmont	Centerville	@Springfield	Northmont	Wayne	@Miamisburg
Beavercreek	@Kenna	@Franklin	Pontaz Tech	@Springboro	Springfield	@Wayne	Centerville	@Mansburg	Northmont	@Fairmont
Springfield	St. Ignatius	De Smet Jesuit	Trotwood Madison	Wayne	@Beavercreek	Fairmont	Springboro	@Centerville	Miamisburg	@Northmont
Fairmont	@Alter	@Trotwood	LaSalle	@Northmont	Springboro	@Springfield	Mansburg	@Wayne	Centerville	Beavercreek
Wayne	@Fairport	Reynoldsburg	Pickerington Central	@Springfield	Miamisburg	Beavercreek	@Northmont	Fairmont	@Springboro	@Centerville

Top 16 teams following week 10 qualify for playoffs

Current Rank	Rated W-L	ID #	Mailing City	School	Current Average	Level 1	Level 2	L2 divisor (current)	Playoff Status (unofficial)	max Avg (win out)	min Avg (win out)	max Avg (lose out)	min Avg (lose out)	L2 divisor (final)
1	7-1	486	Dublin	Dublin Jerome	27.2250	45.0	216.0	100	clinched top 8 (home)	39.9500	33.7500	33.6000	27.4000	100
2	6-1	1480	Springfield	Springfield	23.2785	37.5	159.5	89	clinched playoff spot	36.0044	31.9594	29.0543	23.5487	89
3	7-1	1248	Perrysburg	Perrysburg	21.9250	41.0	168.0	100	clinched playoff spot	28.5500	27.1500	26.2500	23.7000	100
4	6-2	336	Centerville	Centerville	21.3396	39.0	163.0	99	clinched playoff spot	36.4626	29.8970	27.5869	21.0212	99
5	6-2	807	Kettering	Kettering Fairmont	19.1939	36.0	144.0	98	clinched playoff spot	32.1959	25.9714	25.1816	18.9571	98
6	6-2	474	Dublin	Dublin Coffman	17.4625	38.5	126.5	100	control own destiny	30.0000	26.2000	22.9000	17.8000	100
7	4-4	1203	Powell	Olentangy Liberty	16.0500	26.0	128.0	100	control own destiny	26.4000	22.5000	20.6000	15.4000	100
8	5-3	970	Marysville	Marysville	15.0125	32.5	109.5	100	control own destiny	27.0500	21.8500	20.0500	14.8500	100
9	5-3	1201	Delaware	Olentangy Berlin	14.7500	32.0	107.5	100	control own destiny	28.7000	23.5500	20.4000	13.9500	100
10	5-3	1638	Huber Heights	Wayne	14.6686	32.5	105.0	99	control own destiny	28.8934	24.9540	19.1086	15.1692	99
11	5-3	704	Delaware	Delaware Hayes	11.9375	29.5	82.5	100		21.6000	16.0000	16.2000	11.8000	100
12	5-3	1704	Toledo	Whitmer	11.9125	30.5	81.0	100	control own destiny	23.6500	21.2000	15.4000	12.9500	100
13	4-4	586	Findlay	Findlay	11.0375	23.5	81.0	100		19.8500	16.3000	15.2000	10.4500	100
14	4-4	1142	Clayton	Northmont	10.9625	24.5	79.0	100		22.2854	17.2348	15.4803	10.4298	99
15	3-5	1211	Lewis Center	Olentangy Orange	8.0375	19.5	56.0	100		18.6000	13.4000	11.4500	7.5500	100
16	4-4	1020	Miamisburg	Miamisburg	7.2125	24.5	41.5	100		20.6692	16.9318	11.0359	7.2985	99
17	3-5	1202	Lewis Center	Olentangy	6.5125	18.5	42.0	100		20.0500	15.1000	9.7000	6.0500	100
18	2-6	178	Beavercreek	Beavercreek	2.8782	10.5	15.5	99		13.4106	10.0268	4.6864	2.6157	99

AP Ohio High School Football Poll



1. Cincinnati Moeller (16) 8-0 177



2. Lakewood St. Edward (1) 7-1 153



3. West Chester Lakota West (1) 8-0 151



4. Springfield (1) 6-1 104



5. Dublin Jerome 7-1 75

6. Cincinnati Elder 6-2 64



7. Cincinnati Princeton 7-2 60



(tie) Cleveland Heights 8-0 60



9. Gahanna Lincoln 7-1 53




10. Medina 7-1 48



Others receiving 12 or more points: Perrysburg 38. Centerville 37.

Drew Pasteur's Ohio Fantastic 50

1. #1 [Archbishop Moeller \(8-0 D1 R4\)](#)
2. #2 [Lakota West \(8-0 D1 R4\)](#)
3. #3 [St Edward \(7-1 D1 R1\)](#)
4. #6 [Springfield \(6-1 D1 R2\)](#)
5. #8 [Elder \(6-2 D1 R4\)](#)
6. #9 [Princeton \(7-1 D1 R4\)](#)
7. #11 [Medina \(7-1 D1 R1\)](#)
8. #13 [Fairfield \(6-2 D1 R4\)](#)
9. #14 [St Xavier \(3-5 D1 R4\)](#)
10. #21 [Pickerington Central \(5-3 D1 R3\)](#)
11. #23 [Mentor \(4-3 D1 R1\)](#)
12. #24 [Centerville \(6-2 D1 R2\)](#)
13. #26 [St Ignatius \(4-3 D1 R1\)](#)
14. #27 [Wayne \(5-3 D1 R2\)](#)
15. #28 [Gahanna Lincoln \(7-1 D1 R3\)](#)
16. #30 [Wadsworth \(5-3 D1 R1\)](#)
17. #31 [Springboro \(6-2 D1 R4\)](#)
18. #33 [Mason \(6-2 D1 R4\)](#)
19. #34 [Perrysburg \(7-1 D1 R2\)](#)
20. #36 [Upper Arlington \(6-2 D1 R3\)](#)
21. #40 [New Albany \(6-2 D1 R3\)](#)
22. #45 [Kettering Fairmont \(6-2 D1 R2\)](#)
23. #46 [Canton McKinley \(4-4 D1 R1\)](#)
24. #48 [Olentangy Liberty \(4-4 D1 R2\)](#)
25. #50 [Dublin Coffman \(6-2 D1 R2\)](#)
26. #51 [Cleveland Heights \(8-0 D1 R1\)](#)
27. #55 [Milford \(6-2 D1 R4\)](#)
28. #61 [Whitmer \(5-3 D1 R2\)](#)
29. #62 [Dublin Jerome \(7-1 D1 R2\)](#)
30. #67 [Pickerington North \(6-2 D1 R3\)](#)
31. #70 [Lebanon \(3-5 D1 R4\)](#)
32. #74 [Olentangy Berlin \(5-3 D1 R2\)](#)
33. #75 [Thomas Worthington \(6-2 D1 R3\)](#)
34. #76 [Northmont \(4-4 D1 R2\)](#)
35. #78 [Berea-Midpark \(4-4 D1 R1\)](#)
36. #85 [Grove City \(5-3 D1 R3\)](#)
37. #87 [Colerain \(3-5 D1 R4\)](#)
38. #88 [Elyria \(3-5 D1 R1\)](#)
39. #89 [Miamisburg \(4-4 D1 R2\)](#)
40. #90 [Lakota East \(3-5 D1 R4\)](#)
41. #94 [Hilliard Darby \(4-4 D1 R3\)](#)
42. #95 [Marysville \(5-3 D1 R2\)](#)
43. #108 [Findlay \(4-4 D1 R2\)](#)
44. #122 [Hamilton \(2-6 D1 R4\)](#)
45. #124 [Hilliard Bradley \(3-5 D1 R3\)](#)
46. #125 [Middletown \(3-5 D1 R4\)](#)
47. #128 [Jackson \(Massillon\) \(4-4 D1 R1\)](#)
48. #134 [GlenOak \(3-5 D1 R1\)](#)
49. #136 [Hilliard Davidson \(4-4 D1 R3\)](#)
50. #141 [West Clermont \(4-4 D1 R4\)](#)



2022 OFFICERS

Brad Mason - President

Greg Kerr - Vice President/Membership

Kent Owsley - Treasurer

John Wheatley - Communications & Site

Bill Brinck - Booster Representative

Jeff Courville - Business Development



PHOTOGRAPHS PROVIDED BY:

Barry Burtenshaw

Burtenshaw.smugmug.com

CHS STATISTICS PROVIDED BY:

Mike Stoner

Scott Lieberman

The Quarterback Club offers players, families, coaches and fans an opportunity to contribute to the success of the team with gifts, works, and spirited support for Centerville football. We are a service club dedicated to ELK PRIDE in our efforts to provide financial and volunteer support.

Quarterback Club membership primarily consists of the parents of past, present, and future Centerville High School football players. However, all community members and CHS football fans are welcome.

2022 Projects include:

\$2,000 Player Scholarship

Team clothing and equipment including additional uniforms, team warm-ups, shirts, shoes, and player of the week award jackets.

Food including team breakfasts for playoff games, post scrimmage meals, food (steaks) for the Senior Dinner and Tailgate food before all home games.



QB Club Newsletter editor: Jim Ehrensberger
jehrensberger@att.net

www.centervilleelksfootball.com